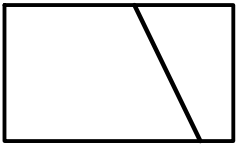


N

Note:
The material contained in this document has been reproduced from an Ordnance Survey map with permission of the Controller of Her Majesty's Stationery Office. Crown Copyright Licence number AL100035542


LANDSCAPE KEY




PROPOSED BUILDING LINE



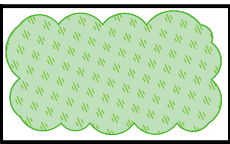
PROPOSED MULTI STEM TREE
To be selected from the following:
Amelanchier x lamarckii
Betula utilis jacquemontii
Cornus mas



AMENITY LAWN
Supplier: To Architect Specification




SHRUB PLANTING IN 450MM HIGH PLANTERS
Shrub Planting
To be selected from the following:
Berberis thunbergii 'Atropurpurea nana'
Ceanothus thyrsiflorus repens
Choisya ternata 'Sundance'
Cornus sanguinea
Cornus avellana
Cotoneaster conspicuus 'Decorus'
Prunus laurocerasus 'Otto Luyken'
Rosa rugosa
Spirea japonica 'Nana'
Symphoricarpos chenaultii 'Hancock'
Viburnum lantana
Viburnum opulus
Sizes to be selected from the following:
20-30cm / 30-40cm / 40-60cm CG / 60-80cm OG



GROUND COVER IN 200MM PLANTERS
To be selected from the following:
Cotoneaster dammeri
Euonymus fortunei 'Silver Queen'
Euonymus fortunei 'Emerald n Gold'
Hebe pinguifolia
Hedera helix
Lonicera pileata
Stachys byzantina 'Silver Carpet'
Vincetoxicum
Sizes to be selected from the following:
15-25cm / 20-30cm / 30-40cm CG




NATIVE HEDGE
Native hedge (carpinus betulus or taxus baccata) in 450mm wide x 450mm deep planters on the edge to screen the site from the adjoining neighbours




WILDFLOWER SEDUM PLANTING




SEDUM ROOF PLANTING



WET POUR SAFETY SURFACING
Supplier: Kompan
Specification: SUR11121-902 Aqua RAL5018




RESIN BOUND PATHWAYS
Supplier: SureSet
Specification: Rounded Marbles in 10mm Blush
RESIN BOUND SURFACE
Supplier: SureSet
Specification: Rounded Marbles in 10mm Barley Butter



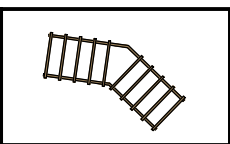
WET POUR SAFETY SURFACING
Supplier: Kompan
Specification: SUR11154-902 Aqua blend



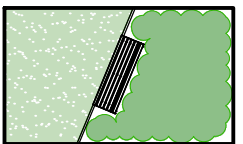
TIMBER BENCH SEATING
Supplier: Logic Bespoke
Specification: Bench & Seating Squared S136



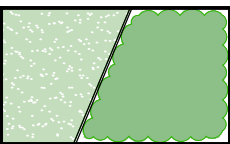
TIMBER BENCH SEATING
Supplier: Logic Bespoke
Specification: Bench & Seating Squared S136



TIMBER PERGOLA



INTEGRATED SEATING
Supplier: Logic Bespoke
Specification: Integrated Seating Squared S136



RAISED PLANTER EDGING
Supplier: Logic Bespoke
Specification: Raised Planter Edging Erben P274



Scale 1:200
0 1 2 3 4 5 10 20m

P04 Change based on comments 2025.01.24 ZX
P03 Change based on comments 2023.05.15 ZX
P02 Stair Removed 23.05.03 ZX
P01 Initial Issue
revision / date / description / drawn

Gloucester House,
399 Silbury Boulevard,
Milton Keynes,
Buckinghamshire
MK9 2AH
T 01908 303701
W www.enplan.net



client
Hester Architects

project
Morrisons High Street
Yiewsley
scale
1:200 @A1
date
May 2023

title
General
Arrangement
drawn
ZX
checked
DC

drawing number
06-1109-301
revision
P04

issue
S3 - Suitable for Review & Comment
DO NOT SCALE FROM THIS DWG | DRAWING SUBJECT TO COPYRIGHTS