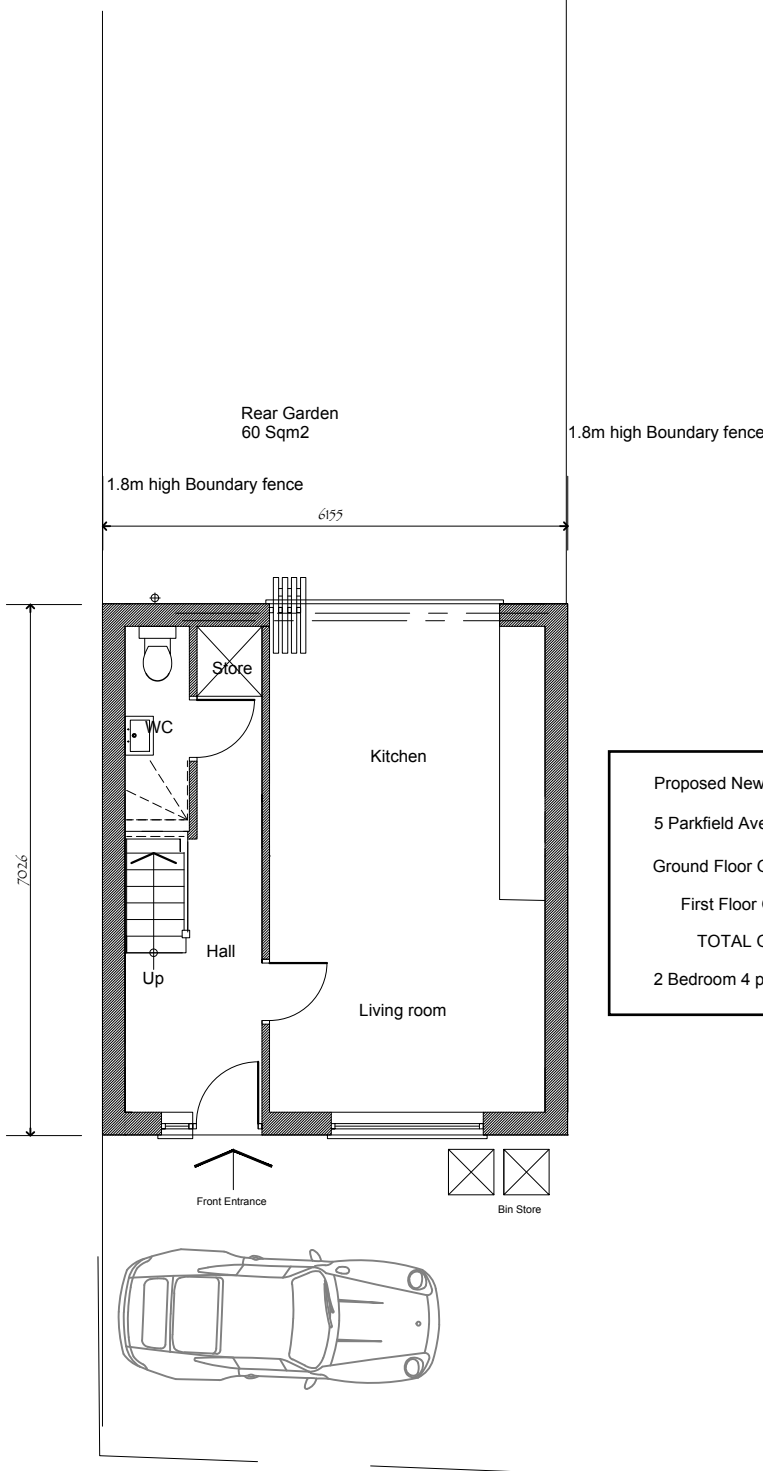



Notes:
Contractors must verify all dimensions on site before commencing any work or shop drawings. This drawing must not be scaled. Use figured dimensions only. Subject to statutory approvals and survey.



Proposed New house rear of
5 Parkfield Avenue
Ground Floor G.I.A 35 Sqm2
First Floor G.I.A 35 Sqm2
TOTAL G.I.A=70 Sqm2
2 Bedroom 4 person dwelling



Proposed First Floor Plan



Proposed Roof Plan

Proposed Ground Floor Plan

This is a 'Scheme Level Drawing' and is intended to illustrate the general arrangement of the project proposals. As it stands this drawing does not include all of the detail necessary for a full plans building regulations application.

While this drawing can be used as a base drawing for construction purposes, your building contractor may require more information. It is therefore important to discuss, with your architect & builder together, where more detail would be appropriate.

1. This drawing has been based upon a measured survey drawing by others. As a result, the precision of the dimensions indicated is dependent upon the information supplied.
2. While this drawing can be used as a base drawing for construction purposes, it is VERY IMPORTANT that all dimensions are checked carefully before any work commences or any materials are ordered.
3. This drawing can be used as part of a planning application, although your planning officer may ask for more specific information about some aspects of the design. Ask your architect for more information on planning applications.

4. Where applicable, a suitable Structural Engineer and/or a Party Wall Surveyor should be consulted. Although as far as possible these instances have been indicated, this is not necessarily exhaustive and the whole scope of proposed works should be reviewed.
5. Unless other arrangements have been specifically made, your building contractor should serve a Building Notice, as and where applicable, to your local authority to satisfy the requirements of the Building Regulations. Your building contractor should also liaise with the Building Control Officer regarding routine inspections of the work.

Further detailed design / dwgs may be needed for this section.

You may need a Structural Engineer for this section.

This symbol indicates that it may be beneficial to have more detailed design drawings prepared to illustrate elements of the proposal in more detail so that your building contractor can more fully understand the intention of the design.

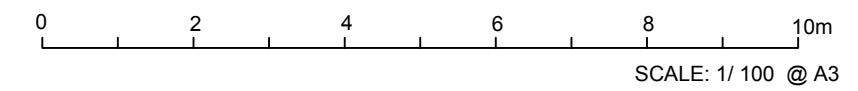
This symbol indicates that structural calculations / structural design may be required, both of which should be undertaken by a suitable structural engineer. Your architect can help point you in the right direction.

You may need to consult a Party Wall Surveyor for this section.

Revisions:
a. date.

This symbol indicates that you may need to take action in order to comply with the Party Wall Act and it may be wise to consult a suitable Party Wall surveyor. Your architect can help point you in the right direction.

All dimensions are in millimetres
All dimensions to be checked on site
© AH Architecture



AH ARCHITECTURE Chartered Architects 15 Alleyn Park Southall Middlesex UB2 5QT Tel: 020 8797 4176 Email: Info@ah-architecture.co.uk	Drawing name: Proposed Floor Plans		
	Job no: AH 735	Drawing no: 03	Revision: -
Scale: 1/100 @ A3	Date: 05/10/2025	Drawn by: AH	
Project name: Site Rear of 5 parkfield Avenue Hayes UB10 0DF			