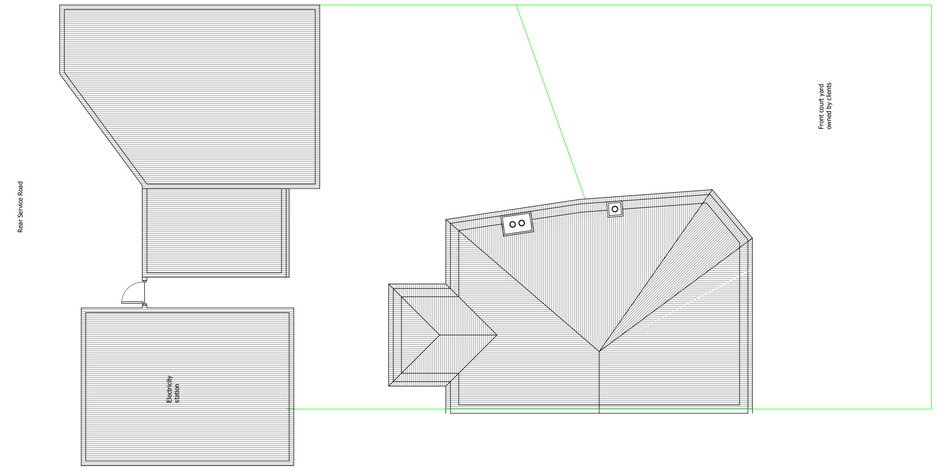

EXISTING ROOF PLAN

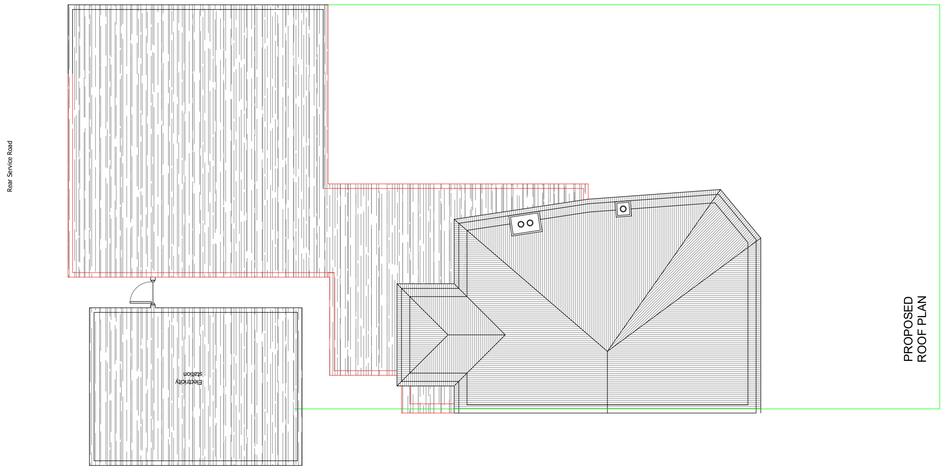

PROPOSED ROOF PLAN

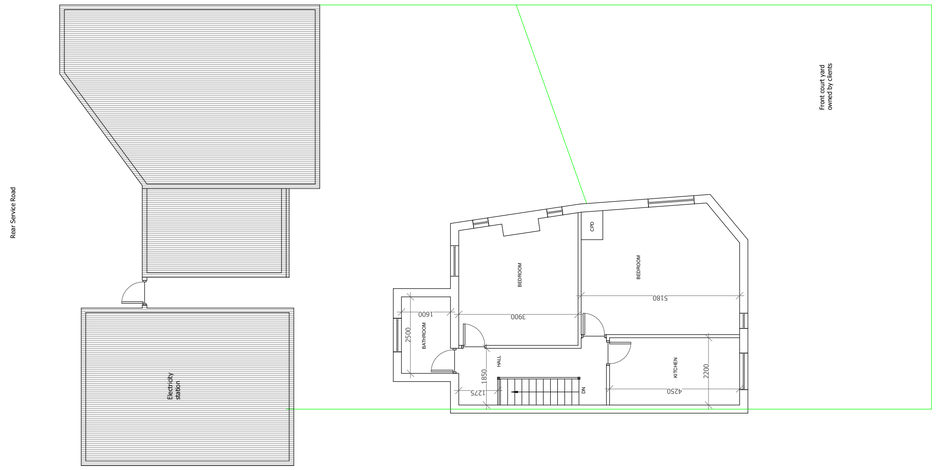

EXISTING FIRST FLOOR PLAN

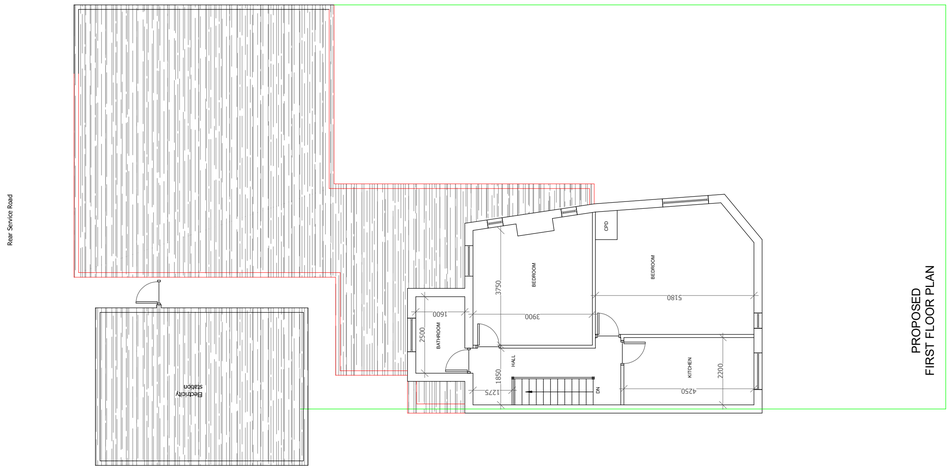

PROPOSED FIRST FLOOR PLAN

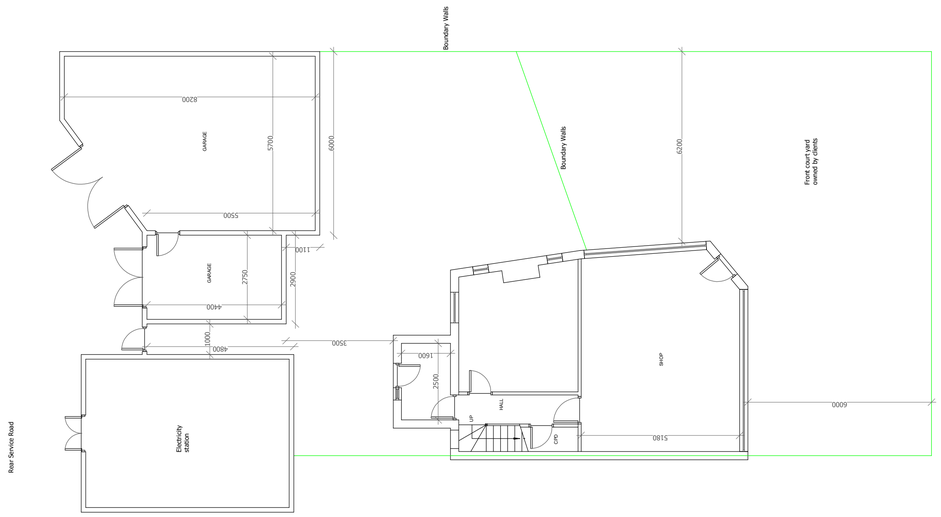

EXISTING GROUND FLOOR PLAN

Refuse storage arrangements provided within the rear of the building, as shown in the plans, before the use commences. This shall comprise at least one 1100L Eurobin waste storage bins together with separate facilities for the storage of other waste and recyclables, including food waste and clearly marked recyclable material, which shall Bins be collected and taken to a suitable facility for recycling. No waste shall be stored outside the site. The lids of the Eurobin(s) shall be kept closed at all times other than when waste is being emptied. Bins must be removed from site. Non-recyclable and perishable waste shall be removed from site no less frequently than once a week or as soon as the storage becomes full, whichever is the earlier.

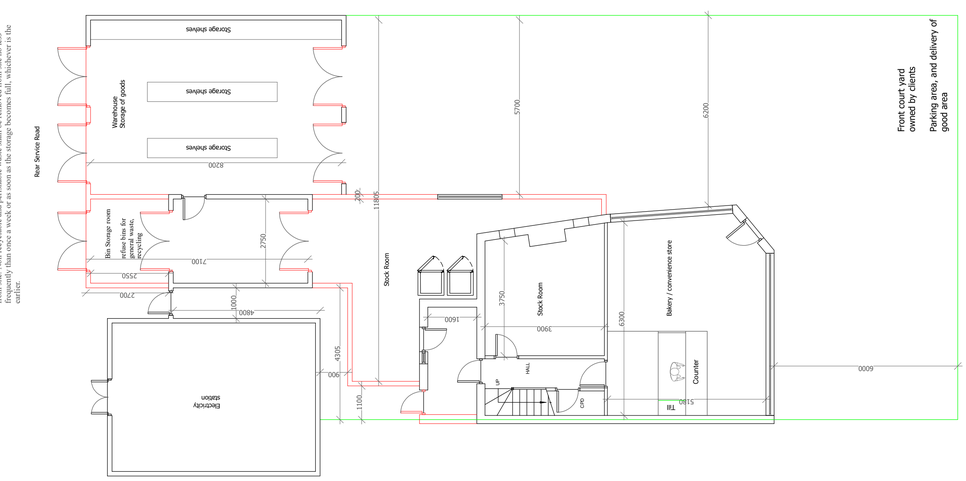

PROPOSED GROUND FLOOR PLAN

Notes
1 All concrete to be 1:2:4 mix by volume
2 All dimensions are in millimeters
3 All materials used to be half hour fire resistance and used to manufacturers instructions
4 All new gullies to be roddable and back inlet type.
5 New walls bonded to existing using 'Furfix' or similar profiles.
6 The contractor to check all dimensions before commencement of works and inform the Client of any discrepancies.
7 All works to be carried out in accordance with Building regulations and British Standards, all in approval of the LA engineer.
8 All new glazing below 1000 from floor level to be toughened safety glass to BS6206.
9 All structural timber to be tannalised VERMIN
10 Any proposed works likely to be affected by landfill gas to have 0.25 ZEDCOR polymer thermoplastic with ZEDCOR DPM jointing system across the cavity at DPC level with cavity trays over, the floor slab to be vented using herringbone land drains out to air bricks.
11 All dimensions to be double checked on site
12 All steels to be measure on site with built dimensions
13 Steels to have 30 min fire protection
14 All drawings to be approved prior to Build works, any works carried out without approval is at own risk.
15 Any discrepencies to be discussed with our team prior to works, any changes made on site to be submitted to and approved by us in writing

Scale 1/100

0 1000 2000 3000 4000 5000 7500 10000 mm

Title / Description :

Existing and Proposed Plans

Project Address :

100 Lansbury Drive
Hayes
Hillingdon
UB4 8SE

Scale of Drawing
1/100 @ A1

Drawing No
100 01 - rev 01

Drawn By
Sunny Bahia

Date of Proj
March 23

AsB Architecture Ltd
PLANNING - ENGINEERING - MANAGEMENT
Asbarchitectureltd@gmail.com
Office / Mobile - 07960 417 920