

550 Bath Road

Customer Investment Proposal



Heathrow **evander**

Customer Investment Proposal

Version: 21/08/2025

Evander Ref: HO4221168

Address: 550 Bath Road

Case Ref: 00277566

Postcode: UB7 0EE



Contents

- Part 1 Glazing Works
 - Part 2 Ventilation Works
 - Part 3 Loft Insulation Works
 - Part 4 Health & Safety Requirements and Associated Works
 - Part 5 Elevation Photos
 - Part 6 Floorplan
-

Thank you

Thank you for engaging with Heathrow and Evander on the Noise Insulation Scheme.

We recently completed an assessment of your home to determine the most suitable measures to reduce the noise levels within your property.

The outcome of that assessment is that the following works have been identified as eligible within the programme.

Considerations

Locations 4, 6, 7, 10, 12, 13, 21, 23, and 24 have not been included in the scheme. Locations 6, 7, 10, 12, 23, and 24 are windows that were not listed in your statement of needs. Location 13 is a door leading to the boiler room, which is also outside the scope of the scheme. Locations 4 and 21 are timber fire doors, and as fire doors are not covered under the scheme, they have likewise been excluded.

Part 1: Glazing - Windows



Location: 1	Bed 1	Item: Timber Bespoke	Window	Facade: A
Existing Product		Approved Product		
				
Images are for reference only and final product may differ from the image shown				

Lintel Check Required: No

Product Specifications

- Bespoke timber frames to closely match existing frame design
- Timber - White Finish RAL 9016 - Internally and Externally
- White Handle(s)
- Clear Glass - Optiphon Pilkington Clear Safety Glass With Astragal Bars

Part 1: Glazing - Windows

Location: 2	Bed 2	Item: Timber Bespoke	Window	Facade: A
Existing Product		Approved Product		
				



Images are for reference only and final product may differ from the image shown

Lintel Check Required: No

Product Specifications

- Bespoke timber frames to closely match existing frame design
- Timber - White Finish RAL 9016 - Internally and Externally
- White Handle(s)
- Clear Glass - Optiphon Pilkington Clear Safety Glass With Astragal Bars

Part 1: Glazing - Windows

Location: 3	Bed 7	Item: Timber Bespoke	Window	Facade: A
Existing Product		Approved Product		
				



Images are for reference only and final product may differ from the image shown

Lintel Check Required: No

Product Specifications

- Bespoke timber frames to closely match existing frame design
- Timber - White Finish RAL 9016 - Internally and Externally
- White Handle(s)
- Clear Glass - Optiphon Pilkington Clear Safety Glass With Astragal Bars

Part 1: Glazing - Windows

Location: 5	Bed 8	Item: Timber Bespoke	Window	Facade: A
Existing Product		Approved Product		
				

Images are for reference only and final product may differ from the image shown

Lintel Check Required: No

Product Specifications

- Bespoke timber frames to closely match existing frame design
- Timber - White Finish RAL 9016 - Internally and Externally
- White Handle(s)
- Clear Glass - Optiphon Pilkington Clear Safety Glass With Astragal Bars

Part 1: Glazing - Windows

Location: 8	Bed 4	Item: Timber Bespoke	Window	Facade: B
Existing Product		Approved Product		
				

Images are for reference only and final product may differ from the image shown

Lintel Check Required: No

Product Specifications

- Bespoke timber frames to closely match existing frame design
- Timber - White Finish RAL 9016 - Internally and Externally
- Chrome Handle(s)
- Clear Glass - Optiphon Pilkington Clear Safety Glass With Astragal Bars

Part 1: Glazing - Windows

Location: 11	Bathroom 1	Item: Timber Bespoke	Window	Facade: B
Existing Product		Approved Product		
				
Images are for reference only and final product may differ from the image shown				

Lintel Check Required: No

Product Specifications

- Bespoke timber frames to closely match existing frame design
- Timber - White Finish RAL 9016 - Internally and Externally
- White Handle(s)
- Stippolyte Textured Glass - Optiphon Pilkington Obscured Safety Glass

Part 1: Glazing - Windows

Location: 14	Bed 1	Item: Timber Bespoke	Window	Facade: C
Existing Product		Approved Product		
				

Images are for reference only and final product may differ from the image shown

Disclaimer:

Lintel Installation Required: Yes

A lintel installation will take place prior to your window replacement

Product Specifications

- Bespoke timber frames to closely match existing frame design
- Timber - White Finish RAL 9016 - Internally and Externally
- Chrome Handle(s)
- Clear Glass - Optiphon Pilkington Clear Safety Glass With Astragal Bars

Part 1: Glazing - Windows

Location: 15	Bed 3	Item: Timber Bespoke	Window	Facade: C
--------------	-------	-------------------------	--------	-----------

Existing Product



Approved Product



Images are for reference only and final product may differ from the image shown

2x 5000EA Acoustic Trickle vents to be installed to head of frame to meet building regulations

Lintel Check Required: No

Product Specifications

- Bespoke timber frames to closely match existing frame design
- Timber - White Finish RAL 9016 - Internally and Externally
- Chrome Handle(s)
- Clear Glass - Optiphon Pilkington Clear Safety Glass With Astragal Bars

Part 1: Glazing - Windows

Location: 16	Bed 9	Item: Timber Bespoke	Window	Facade: C
Existing Product		Approved Product		
				
Images are for reference only and final product may differ from the image shown				

Lintel Check Required: No

Product Specifications

- Bespoke timber frames to closely match existing frame design
- Timber - White Finish RAL 9016 - Internally and Externally
- Chrome Handle(s)
- Clear Glass - Optiphon Pilkington Clear Safety Glass With Astragal Bars

Part 1: Glazing - Windows

Location: 18	Bathroom 2	Item: Timber Bespoke	Window	Facade: D
Existing Product		Approved Product		
				

Images are for reference only and final product may differ from the image shown

Lintel Check Required: No

Product Specifications

- Bespoke timber frames to closely match existing frame design
- Timber - White Finish RAL 9016 - Internally and Externally
- White Handle(s)
- Satin Obscure Glass - Optiphon Pilkington Obscured Safety Glass With Astragal Bars

Part 1: Glazing - Windows

Location: 19	Bed 6	Item: Timber Bespoke	Window	Facade: D
Existing Product		Approved Product		
				

Images are for reference only and final product may differ from the image shown

Lintel Check Required: No

Product Specifications

- Bespoke timber frames to closely match existing frame design
- Timber - White Finish RAL 9016 - Internally and Externally
- White Handle(s)
- Clear Glass - Optiphon Pilkington Clear Safety Glass With Astragal Bars

Part 1: Glazing - Windows

Location: 20	Bed 10	Item: Timber Bespoke	Window	Facade: D
Existing Product		Approved Product		
				

Images are for reference only and final product may differ from the image shown

Disclaimer: Lintel Installation Required: Yes

A lintel installation will take place prior to your window replacement

Final window design to match existing

- Product Specifications
- Bespoke timber frames to closely match existing frame design
 - Timber - White Finish RAL 9016 - Internally and Externally
 - Chrome Handle(s)
 - Clear Glass - Optiphon Pilkington Clear Safety Glass

Part 1: Glazing - Windows

Location: 22	Bed 11	Item: Timber Bespoke	Window	Facade: D
--------------	--------	----------------------	--------	-----------

Existing Product



Approved Product



Images are for reference only and final product may differ from the image shown

Disclaimer:

Lintel Installation Required: Yes

A lintel installation will take place prior to your window replacement

Final window design to match existing

Product Specifications

- Bespoke timber frames to closely match existing frame design
- Timber - White Finish RAL 9016 - Internally and Externally
- Chrome Handle(s)
- Clear Glass - Optiphon Pilkington Clear Safety Glass

Part 1: Glazing - Doors

Location: 9	Bed 8	Item: Timber Bespoke	Door	Facade: B
Existing Product		Approved Product		
				
Images are for reference only and final product may differ from the image shown				

Lintel Check Required: No

Product Specifications

- Bespoke timber frames to closely match existing frame design
- Timber Fully Glazed Slab - Signal Blue Finish RAL 5005, Externally - White Internally
- Timber Frame - White Finish RAL 9016 - Internally and Externally
- Door Details
- Black Lever/Lever Handle - White Hinges x3
- Yale 1* Key/Key Cylinder - With 3 Keys As Standard
- Open In - Hung On The Left - Viewed Externally
- Glass Details
- Clear Glass - Optiphon Pilkington Clear Safety Glass With Astragal Bars

Part 1: Glazing - Doors

Location: 17	Bed 7	Item: Timber Bespoke	Door & 1x Window	Facade: C
Existing Product		Approved Product		
				
Images are for reference only and final product may differ from the image shown				

Lintel Check Required: No











Product Specifications




- Bespoke timber frames to closely match existing frame design
- Timber - White Finish RAL 9016 - Internally and Externally
- Door Details
- Chrome Lever/Lever Handle - White Hinges x6
- Yale 1* Key/Key Cylinder - With 3 Keys As Standard
- Open Out - Master On The Left - Viewed Externally
- Glass Details
- Clear Glass - Optiphon Pilkington Clear Safety Glass With Astragal Bars

Part 2: Ventilation Works

Wall Ventilation		
To Supply and Install	Siegenia Passive Aerotube:	Quantity: 11
These vents will be installed in the following rooms:		
Siegenia Passive Aerotube:		
Bed 1		
Bed 2		
Bed 4		
Bathroom 1		
Bed 6		
Bed 7		
Bed 8		
Bed 9		
Bed 10		
Bed 11		
Bathroom 2		

Through Wall Vent Locations

Location	Ventilation Location	Internal Image (Where Available)	External Façade Image (Where Available)
Bedroom 1	Flank elevation – Re-using Existing Vent		
Bedroom 2	Flank elevation – Re-using Existing Vent	-	
Bedroom 3	No Through Wall Vents - Trickle Ventilation Proposed		
Bedroom 4	Flank elevation – Re-using Existing Vent		-
Bathroom 1	Flank elevation – Re-using Existing Vent		-
Bedroom 6	Flank elevation – Re-using Existing Vent		
Bedroom 7	Flank elevation – Re-using Existing Vent	-	

Bedroom 8	Flank elevation – Re-using Existing Vent	-	
Bedroom 9	Flank elevation – Re-using Existing Vent	-	
Bedroom 10	New Opening in rear elevation		
Bedroom 11	New Opening in rear elevation		
Bathroom 2	Re-using Existing Vent		

Part 3: Insulation Works

Loft Insulation

To Supply and Install Loft Insulation to Property to Comply with Scheme Conditions

To install a total of 78 Square meters of acoustic loft insulation within the loft space. Please ensure the loft space is clear on day of installation

Part 4: Health & Safety Requirements and Associated Works

Building Works

Type of Work	Description of Works	Quantity
Lintel Installation	Lintel Installaton Required To Locations 14, 20 & 22	3

Access Equipment

To Supply and Install Access Equipment to Meet Health & Safety Requirements

Scaffolding will be erected to apertures 1, 2, 8, 14, 15, 18 & 19 in order to meet Health & Safety Requirements

Part 5: Elevation Photos

Numbers on elevation photos reference aperture numbers above.

Façade A



Façade B



Part 5: Elevation Photos

Numbers on elevation photos reference aperture numbers above.

Façade C

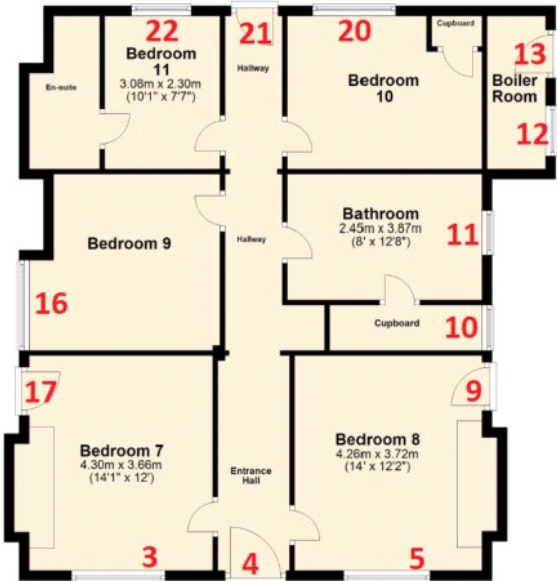


Façade D

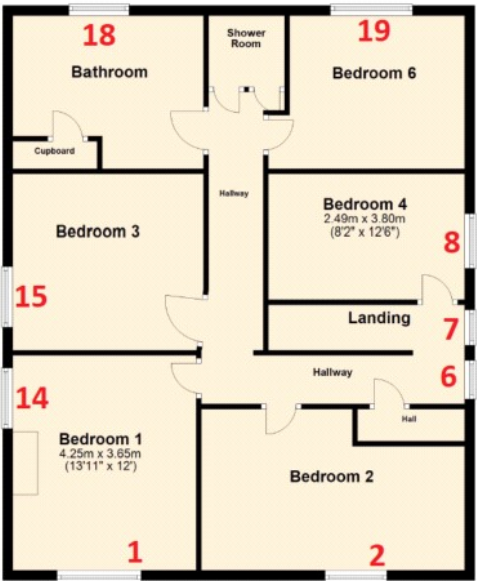


Part 6: Floorplan

Numbers on floorplan reference aperture numbers above.



Ground Floor Facade A Front



First Floor Facade A Front

Terms and Conditions of Agreement Contract

Windows, Doors and Glazing Terms of Service

1.0 Access Equipment

- 1.1 Where access equipment is required the homeowner accepts that this may be erected prior to works commencing and dismantled after completion of works.
- To comply with Health & Safety Legislation Evander may need to erect scaffolding to provide safe access to openings above ground floor level. This scaffolding may need to be anchored to your building to provide safe access to comply with safety requirements. All anchor points will be capped off after scaffolding is removed with either plastic caps/ silicone or plain mortar patch only.

2.0 Waste Removal

- 2.1 All waste will be removed and disposed. Any existing frames & glass can be kept by the homeowner on request.

3.0 Making Good

- 3.1 Evander will make good around window and door apertures externally and internally, up to but not inclusive of decorating stage.
- 3.2 Making good is limited to 500mm around the window aperture only.
- 3.3 No liability for matching other areas of finishing or decoration can be made.

4.0 Specialist Finishing

- 4.1 Whilst every effort is given to match existing render, plaster and stone finishes it is not always possible to match accurately. Where it is not possible to match the special finish, a smooth sand and cement finish will be deemed acceptable.

5.0 Structural Works

- Where we are required under FENSA regulations and Building Control to install a lintel, all brickwork and pointing with be colour matched as accurately as possible. Where it is not possible to match the colour accurately, a standard mortar will be applied.
- 5.2 The homeowner accepts the making good standard as set in item 3.1 of this document.

6.0 Cables & Services

- 6.1 Evander will accept no responsibility for the cost for repair, replacement, removal and installation of cables & Services. This shall be covered by the homeowner entirely at their cost.
- 6.2 All cables should be removed by the homeowner prior to installation. Evander will not accept any liability for cables & services and their associated costs whatsoever.
- 6.3 Cables & Services includes, but is not limited to: Telephone, CCTV, Door Bell, Satellite/Cable TV, Communication, Electrical, Alarm Cables and Contacts, Plumbing and Heating supplies.

7.0 Designs options and choices

- 7.1 Once designs and options have been agreed and signed for any requested changes or alterations requested by homeowner will be chargeable to the home owner.
- 7.2 Sizes of frames are taken by our surveyor, any change to the opening size made by homeowner after survey may result in new frames being incorrect, in these cases the cost to correct this will be the homeowners responsibility.

8.0 Prepared Openings

- Where an opening is incomplete or under construction at time of survey you will be asked to sign a "prepared opening" form which will outline the agreed sizes the new opening will be constructed too. We will manufacture to suit these sizes. Any change to agreed sizes post survey which result in our frames being incorrect may result in additional cost which will be the homeowners responsibility.

9.0 Access to install

- The homeowner is responsible for clearing space internally & externally to allow safe access to install the new products, this includes but is not limited too: -removal & refitting of curtains, nets, blinds, shutters, removal of furniture, cutting back shrubs & bushes.
- 9.2 Where the homeowner is unable to provide clear access to complete the installation the clearing of required items may be undertaken by Evander at a cost to the homeowner.



I hereby approve the above products to be ordered and agree to the Windows, Doors and Glazing Terms of Service.

Homeowner Name:

.....

Signature:

Date:

.....

By signing above, I confirm my understanding and consent to the requested changes relating to the upgrade costs detailed in Section 1.1 of this proposal.

Any Questions?

Evander Ref: HO4221168

Version Date: 21/08/2025

Should you have any questions regarding the works in this schedule then please call on 03451 467 057

evander

Tel: 0345 146 7057

