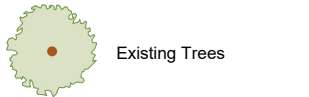
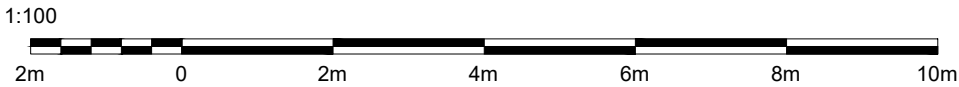
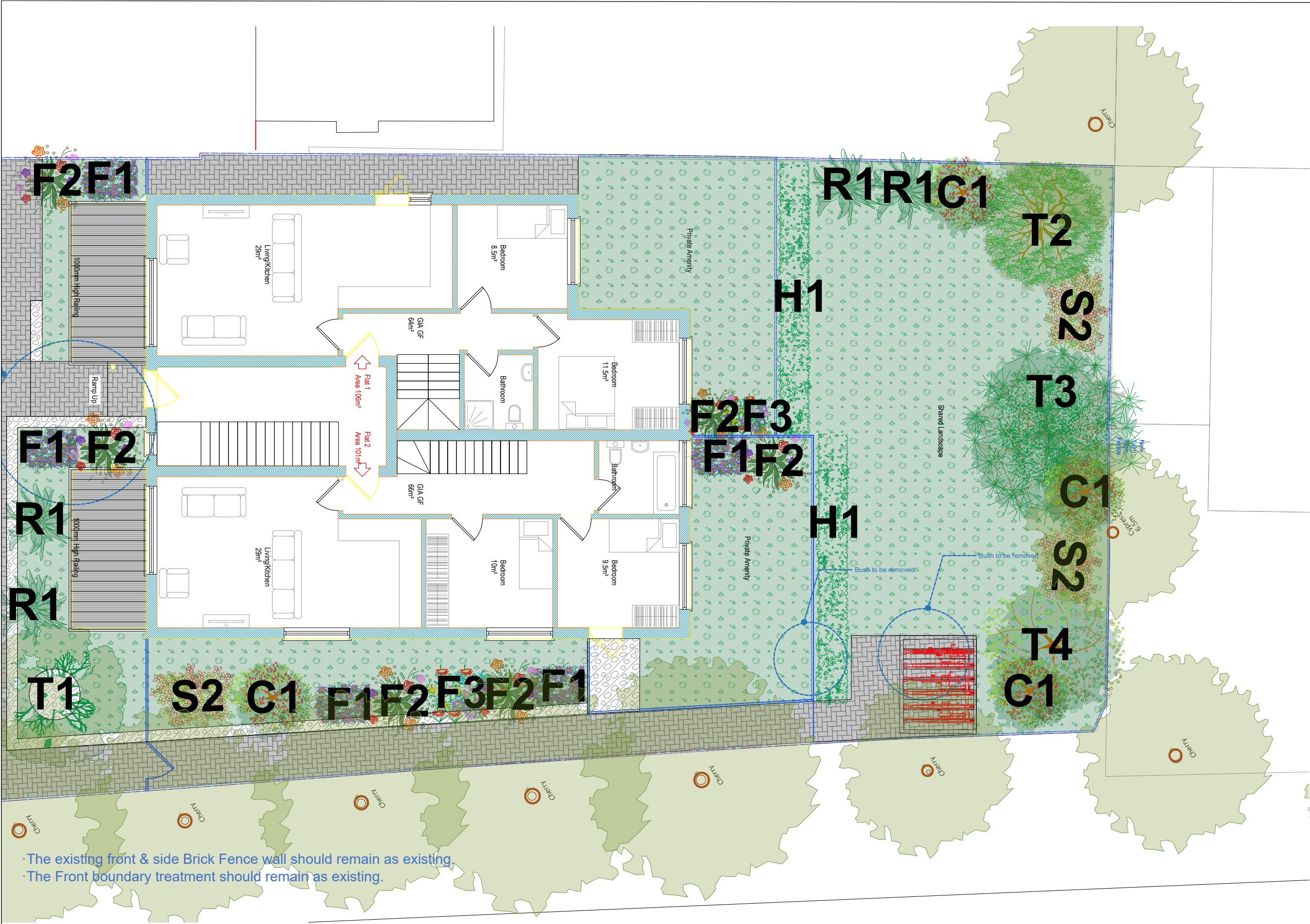


Rev	Description	By	Date
A	Details revised	SN	16.06.2022
B	Boundary brick walls to remain as existing		09.01.23



1. All dimensions to be checked on site before ordering materials or commencing work.
2. In case of discrepancies in drawings, calculations or details refer to WEDRAWPLANS. for clarification: Unilateral decisions by contractors will not be accepted.
3. For any information not covered by these drawings refer to WEDRAWPLANS. for clarification: Unilateral decisions by contractors will not be accepted.
4. The contractor must ensure that work is being carried out to the latest revisions of all the working drawings.
5. It is the contractors responsibility to inform the local authority before work commences on site, and at all prescribed stages of work. All to the District Surveyors satisfaction.
6. If work commences on site before full plans approval has been given, WEDRAWPLANS accept no responsibility for any additional work or materials that the District Surveyor may require.
7. This drawing and all copies produced there from remain the Copyright and property of WEDRAWPLANS it may only be reproduced by WEDRAWPLANS and all copies must be returned to WEDRAWPLANS if demanded.

By using this drawing the user and his or her employer signify their agreement of the above terms and conditions.



LANDSCAPE PLAN (RIGHT SIDE) 1:100

DISCHARGING CONDITION 6: Hard & Soft Landscaping