









### Profile Mesh Gates

Pedestrian gates are single leaf 1.2m wide (or width to suit), framed in a 50mm x 50mm RHS with Zaun Axiom mesh clad on the outside of the frame, with slide latch. Gate supplied with rubber bump stop and 2 x suitable gate posts.

Vehicle access gates are double leaf (single leaf vehicle gates available) 3.0m wide (or width to suit), framed in 50mm x 50mm RHS, with Zaun Axiom mesh clad outside the frame with drop bolts and slide latch. Gate supplied with rubber bump stop and 2 x suitable gate posts.

### Applications

-  Parks & Playgrounds
-  Utilities
-  Schools & Education
-  Transport
-  Industrial
-  Emergency Services

Features	Downloads	Specification	Videos	Drawings	Samples	Enquiry
Height		1730, 1930, 2330, 2960mm				
Panel Width		3005mm (2805mm for 2960 High)				
Mesh Size		200mm x 50mm				
Wire Diameter		5mm Verticals / 5mm Horizontals				
Top Edge Projection		30mm Projection as Standard				
Post Size		60 x 60				
Fixing Type		Clips				
Post Centres		3025mm (2825mm for 2960 High)				
Fixing Centres		400mm				
Fixings		Anti Tamper Security Fixings				