

PLANTING SCHEDULE			
NO	SPECIES	Size/Ht	Density/ppm2
AMENITY TREES			
Rear garden tree			
1	Prunus avium - bird cherry	12-14cm/3m+	airport grown
MULTI STEM PLANTING			
1	Amelanchier lamarckii - multi stem	120lt/2m+	3 stems +
CLIPPED LOW HEDGING			
plot frontages/ parking areas			
to be planted in 3 staggered rows @450mmcs			
manage for division footpath edging/ gdnns/ parking			
	Lonicera nitida 'Maygreen' - low hedging	5lt/450mm	5+ppm2
MIXED CLIMBER PLANTING			
final nos subject to finished setting/ trellis/ strained wire fixing detail			
on existing brickwork + 300mm wide planting margin			
species to be selected from			
	Clematis montana 'Rubens'	25lt/1.8m	1/2ppm2
	Hedera helix 'Goldheart'	25lt/1.8m	1/2ppm2
+ Iris foetidissima - group planting			
	Lonicera periclymenum 'Belgica'	25lt/1.8m	1/2ppm2
	Parthenocissus henryana	25lt/1.8m	1/2ppm2

INDICATIVE GARDEN LANDSCAPE TREATMENT

outer screen wall +

mixed climber planting +

1 Prunus a +
grass

F1 - Slatted Timber Enclosure
Height: 1.8 m

F1 - Slatted Timber Enclosure
Height: 1.35 m

W1 - Brick Boundary Wall.
Height: 2.2 m

F2 - Vertical Bar Steel Gate.
Height: 2m.



VILLIER STREET

STREET FRONTAGE

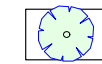
new entrance driveway +
outer screen wall

low plot wall + fencing
block paving +

clipped plot/ bdy hedging +
mixed climber planting +

1 Amelanchier l

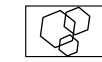
PLAN KEY



OFFSITE TREES
- subject to third party
tree management
works recommendations



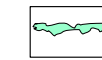
TREE PLANTING



MULTI-STEM PLANTING



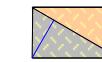
CLIPPED HEDGING
plot and parking edges
incl evergreen/ broadleaf spp
to be managed for amenity



MIXED CLIMBER SPECIES
trained on strained wire screwed
& plugged to walls




REAR PRIVATE GARDEN
grass + meadow margins



PARKING BAYS
permeable block paving/ macadam
see architects detailed dwgs +
engineers SUDS specification



CIRCULATION AREAS
permeable block paving
see architects/ engineers detailed dwgs +
sett rumble strip



PEDESTRIAN PAVING
PRIVATE TERRACE
permeable block / flag paving
see architects/engineers detailed dwgs
for any retaining wall spec

GENERAL

All landscape works subject to
BS.3882.2015 - Recommendations for topsoil
BS.3936.1992 - Specification for trees & shrubs
BS.3998.2010 - Recommendations for tree work
BS.4043.1989 - Recommendations for transplanting rootballed trees
BS.4428.1989 - Recommendations for general landscape operations
BS.5837.2012 - Trees in relation to demolition, design & construction
BS.8545.2014 - Recommendations for trees
BS.8601.2013 - Recommendations for subsoil
BRE 2007 - Code of sustainable homes technical guide



Landscape, Environmental & Urban Design Consultants
The Studio, Glenrise, Lower Wokingham Road, Crowthorne, Berkshire RG45 6DB
Tel/Fax: 01344 750011 Email: info@draffinassoc.co.uk www.draffinassoc.co.uk
© Copyright Draffin Associates

ACELUX LTD

land at The Loads of Hay
Villier Street
Uxbridge UB8 2PU

LANDSCAPE PROPOSALS -
new dwelling
see written landscape management statement
(based on K Leetch dwg no. P01 dated 6/22)

Scale: 1:200 @A3 Date: 7/22 Drawn: PLANNING
Job no: 841 Drawing no: 841/01
841 841/01