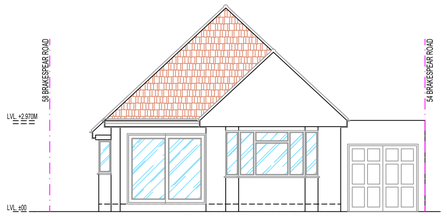

EXISTING FRONT ELEVATION

SCALE 1:100@A1

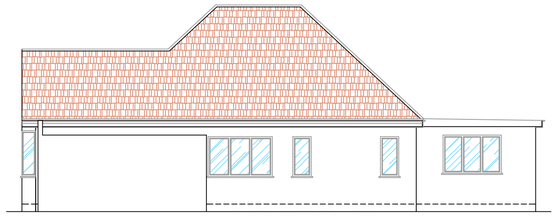

EXISTING SIDE ELEVATION

SCALE 1:100@A1

EXISTING REAR ELEVATION

SCALE 1:100@A1

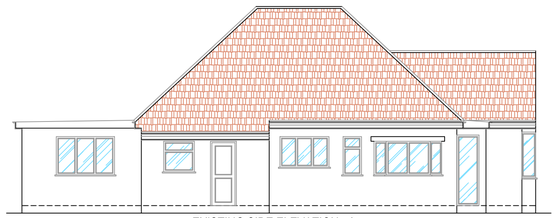

EXISTING SIDE ELEVATION - 2

SCALE 1:100@A1

PROPOSED FRONT ELEVATION

SCALE 1:100@A1

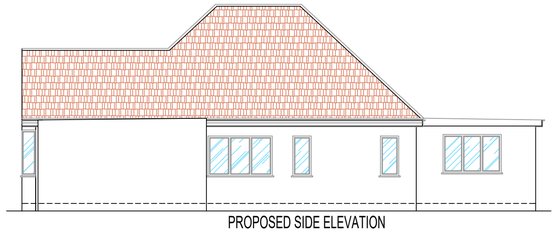

PROPOSED SIDE ELEVATION

SCALE 1:100@A1

NOTE:

- All new proposed materials to match existing.
- Height of proposed rear extension not to exceed 3M. at any point.
- New uPVC windows to match existing.

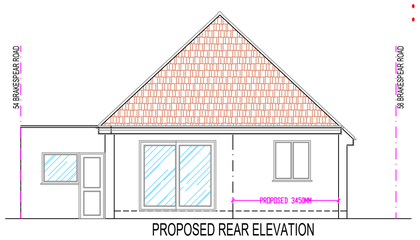

PROPOSED REAR ELEVATION

SCALE 1:100@A1

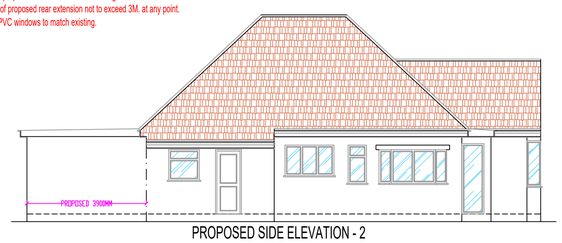

PROPOSED SIDE ELEVATION - 2

SCALE 1:100@A1

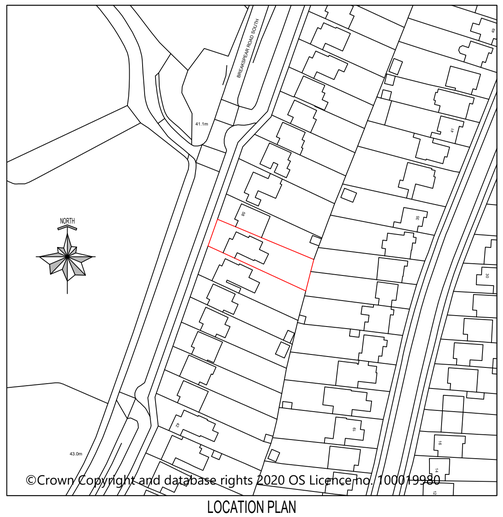

LOCATION PLAN

SCALE 1:1250@A1

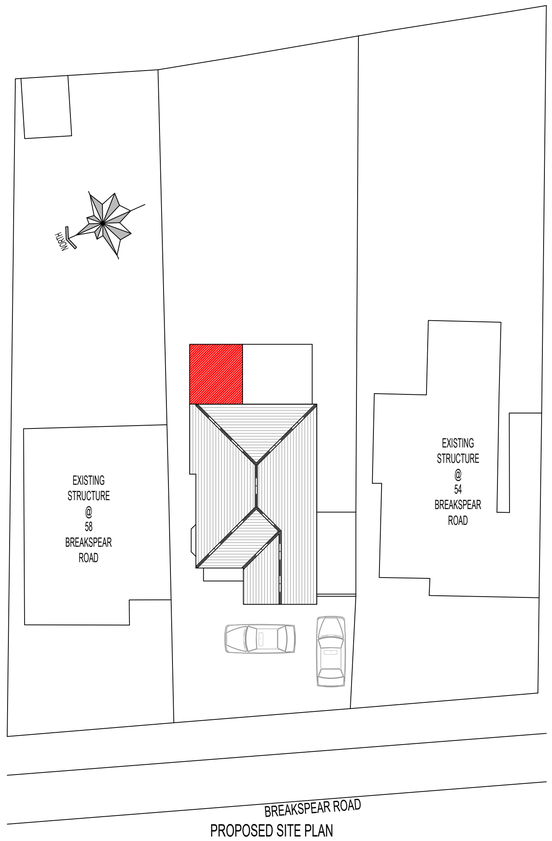

PROPOSED SITE PLAN

SCALE 1:200@A1

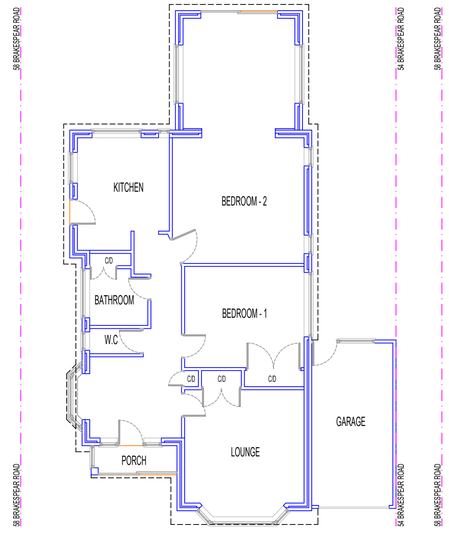

EXISTING GROUND FLOOR PLAN

SCALE 1:100@A1

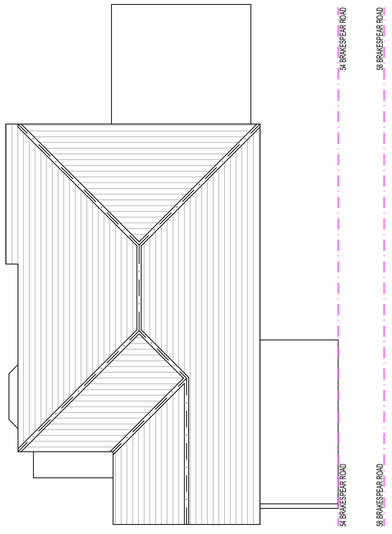

EXISTING ROOF PLAN

SCALE 1:100@A1

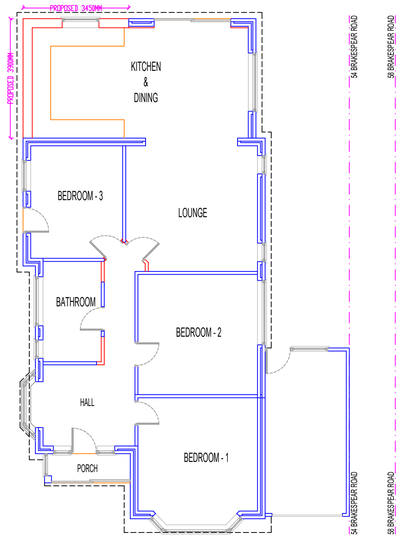

PROPOSED GROUND FLOOR PLAN

SCALE 1:100@A1

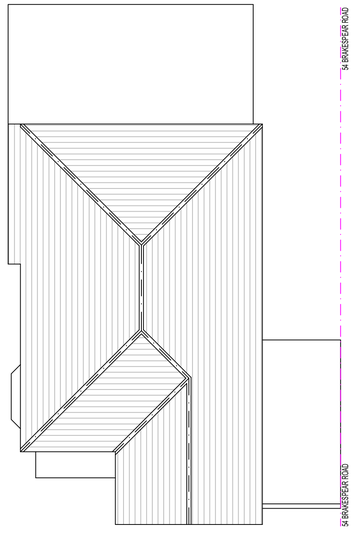

PROPOSED ROOF PLAN

SCALE 1:100@A1

9M 8M 7M 6M 5M 4M 3M 2M 1M 0

SCALE 1:100

15M 14M 13M 12M 11M 10M 9M 8M 7M 6M 5M 4M 3M 2M 1M 0

SCALE 1:200

SCALE 1:500

SCALE 1:1250

NOTES:

1: THIS DRAWING IS NOT APPROVED FOR CONSTRUCTION.
2. PRIOR TO COMMENCEMENT OF WORK, DRAWINGS TO BE SIGNED OFF BY BUILDING CONTROL INSPECTOR.
2. PARTY WALL (ETC) ACT 1997 TO BE AGREED WITH ADJOINING NEIGHBORS PRIOR TO CONSTRUCTION.
3. ALL MEASUREMENTS TO BE CHECKED ON SITE & NOT BE SCALED FROM THIS DRAWING.
4. ALL WORKS TO MEET LOCAL AUTHORITY'S SET STANDRDS.

Comments

The General contractor is responsible for the verification of all dimensions on site and shall inform the contract administrator of any discrepancies.

Do not scale from this drawing. Use figure dimension only.

All furniture shown in drawings is for illustration purposes only.

Existing foundations, lintels and wall to be exposed if required by Building Control for assessment and upgrading if found inadequate.

Fire Precautions:
All doors marked with FD30 to be to current British Standards.
All new fire doors to be fitted with 3x4" steel butt hinges or 3x30min fire rated hinges, with appropriate CE and BS EN stamps on each hinge if using brass or chrome.

Self contained mains operated interlinked smoke alarms (BS 5446) and fitted with battery backup to be provided to all landings and hall ceiling shown as (SD).

Staircases:
Actual size of riser & tread for the proposed staircase, to be confirmed on site prior to istallation by staircase specialist to avoid any issues with headroom/pitch.

PRELIMINARY DESIGN

PLEASE PRINT, SIGN AND DATE TO APPROVE DRAWINGS FOR CLIENT/S.

SIGNATURE.....
PRINT NAME .....
DATE .. ..

REVISIONS:

DATE	DESCRIPTION
24-07-20	AMENDMENTS
01-09-20	ADDITION OF LOCATION & SITE PLANS
02-11-20	AMENDMENTS

30 High Street
Harefield
UB9 6BU
Phone : 01753 825860
Fax : 01895 811051
info@assetlofts.com

PROJECT DESCRIPTION:

PROPOSAL OF PART SINGLE STOREY REAR EXTENSION

PROJECT DETAILS:

Ms. LAURA HAGUE

56 BREAKSPEAR ROAD
ICKENHAM
UB10 8HE

DRAWING NO.: 53BR/16062020/REV-C

DATE: 16 JUNE 2020

SCALE: 1:100, 1:200 & 1:1250 @A1

DRAWN BY: SC CHECKED BY: