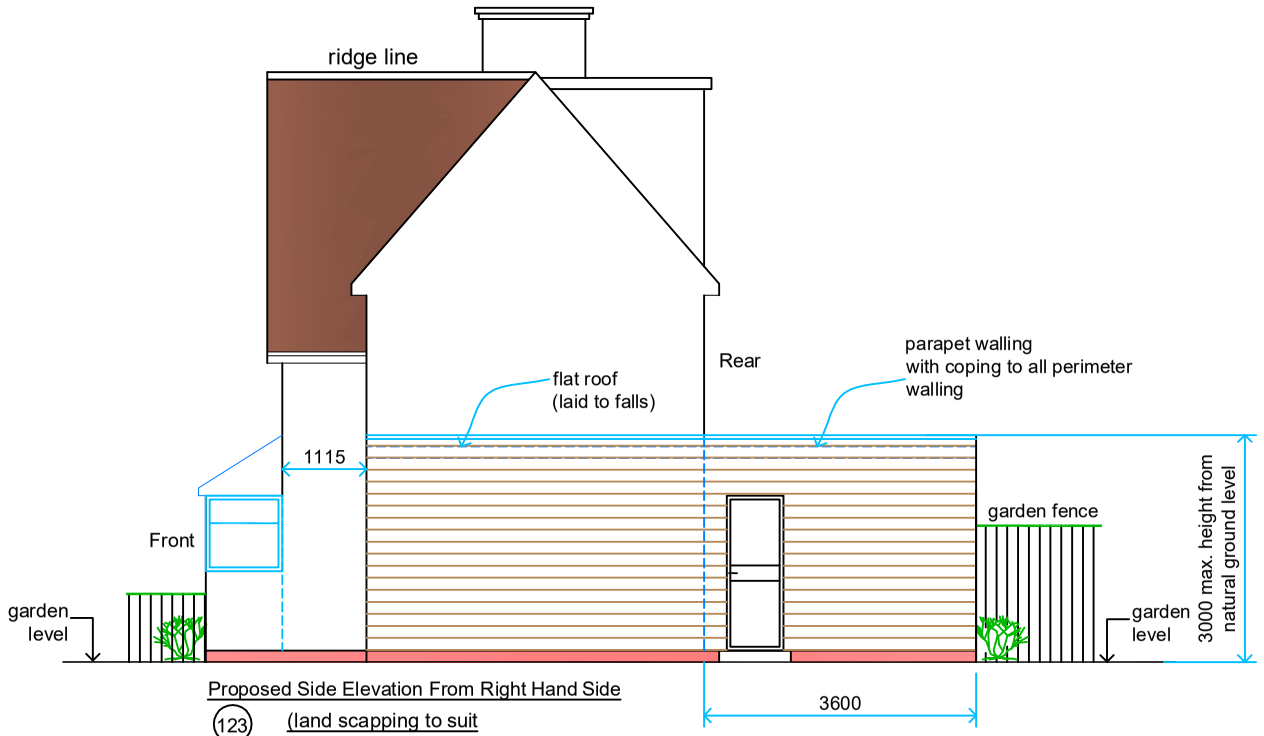

Proposed Side Elevation From Right Hand Side

(123) (land scapping to suit natural ground profile)

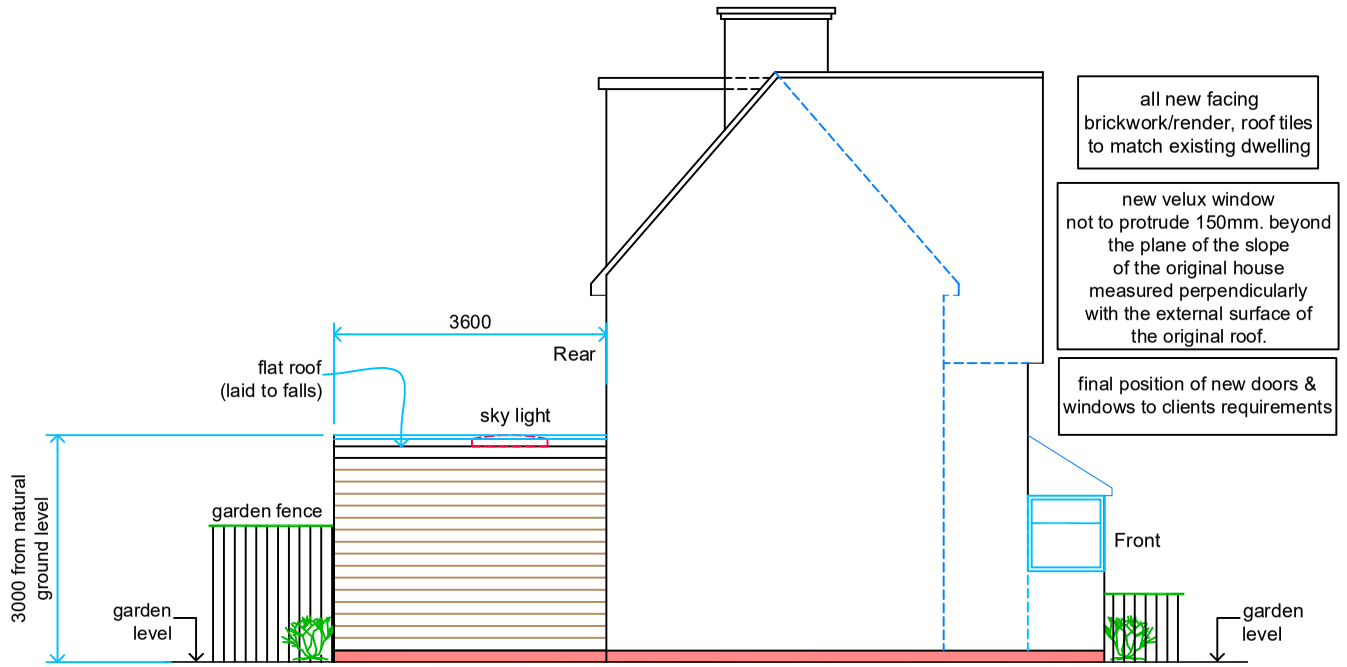

Proposed Side Elevation From Left Hand Side

(123) (land scapping to suit natural ground profile)

all new facing brickwork/render, roof tiles to match existing dwelling

new velux window not to protrude 150mm. beyond the plane of the slope of the original house measured perpendicularly with the external surface of the original roof.

final position of new doors & windows to clients requirements

NOTES

CONTRACTORS MUST VERIFY ALL DIMENSIONS ON SITE BEFORE COMMENCING ANY WORK ON SHOP DRAWINGS

DO NOT SCALE FROM THIS DRAWING

RS ATRA COPYRIGHT

Notes:
1. Do not scale this drawing
2. All dimensions to be verified on site and any discrepancy reported to the client
3. This drawing to be read in conjunction with all relevant drawings

owners to serve party wall act notice on owners of adjacent property and obtain written agreement, prior to commencement of any works

client/builder to obtain all planning permission approvals from the relevant authority. commencement of building works prior to the planning & building control approvals is to client/builders own risk

all rainwater guttering, down pipes locations to be confirmed by architect & not to encroach neighbors property

client/builder to liaise with local water board for any new works on or within the public sewer or drain runs and obtain approval from the local authority prior to commencement of any works

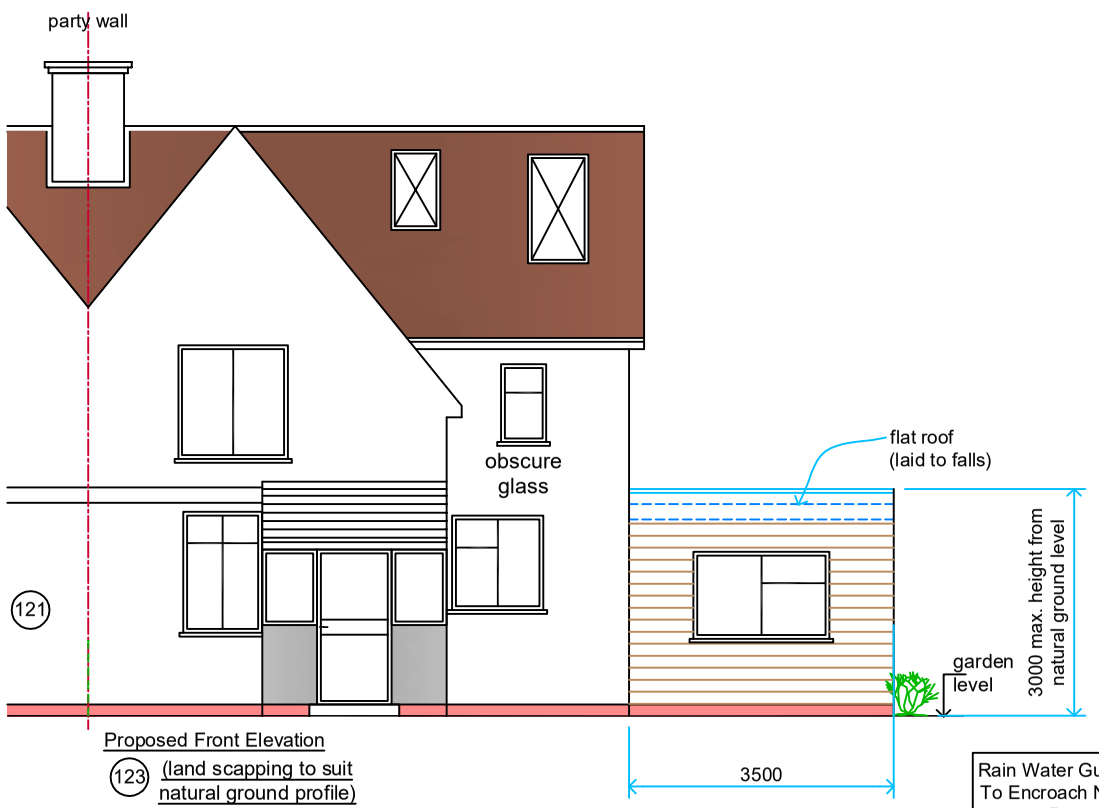

Proposed Front Elevation

(123) (land scapping to suit natural ground profile)

Rain Water Guttering Not To Encroach Neighbours Property

Final Position And Sizes Of New Sky Light Windows To Clients Requirements And To BCOs Approval

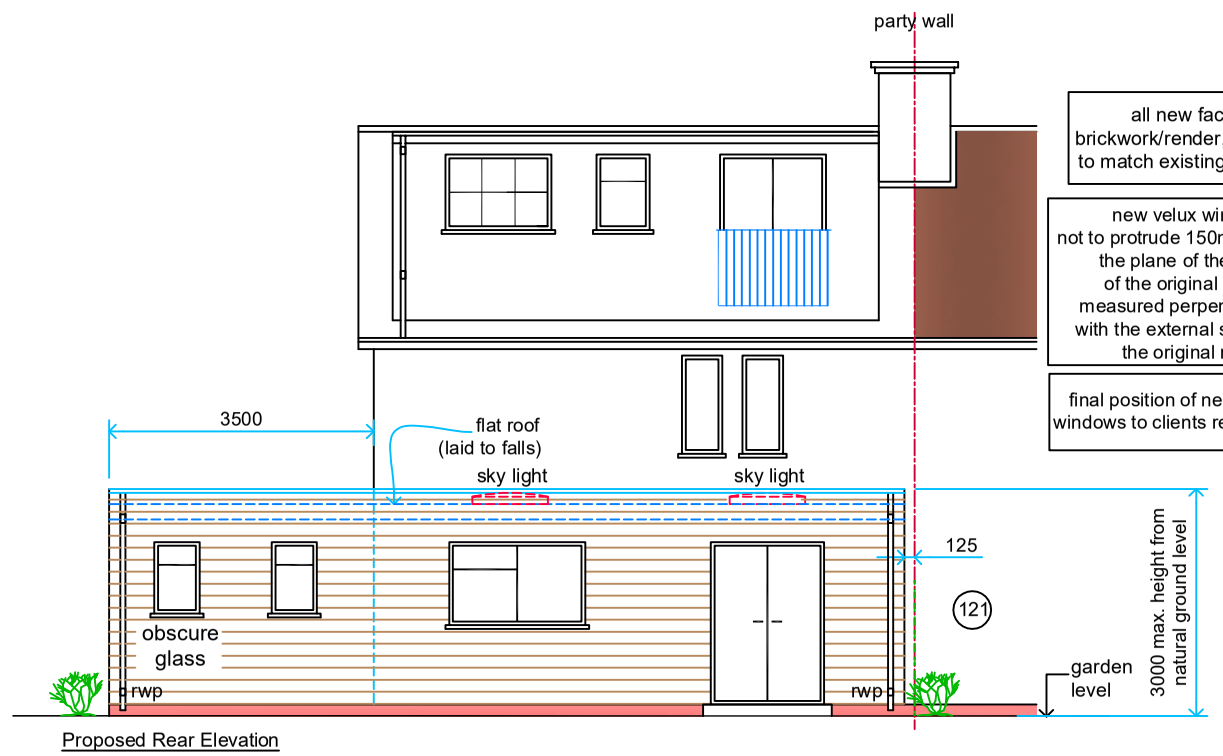

Proposed Rear Elevation

(123) (land scapping to suit natural ground profile)

roof sky light windows (installed to Manufacturers requirements)

all new facing brickwork/render, roof tiles to match existing dwelling

new velux window not to protrude 150mm. beyond the plane of the slope of the original house measured perpendicularly with the external surface of the original roof.

final position of new doors & windows to clients requirements

REV	AMENDMENT	DATE	CHKD
A	Planning Issue	24.09.20	RS

0 1m 2m 3m

Scale Bar

CLIENT
Jarnail Singh

PROJECT
123 Central Avenue
Hayes - Middlesex
UB3 2BS

DRAWING TITLE
Proposed Single Storey Rear & Side Extensions
Proposed Elevations
Sheet 4

SCALE	DRAWN BY	CHECKED	DATE
1:50 @ A1 1:100 @ A3	RS	RS	24.09.20

DRAWING STATUS
Planning Issue

DRAWING NUMBER	REVISION
2020 -700- 04	A