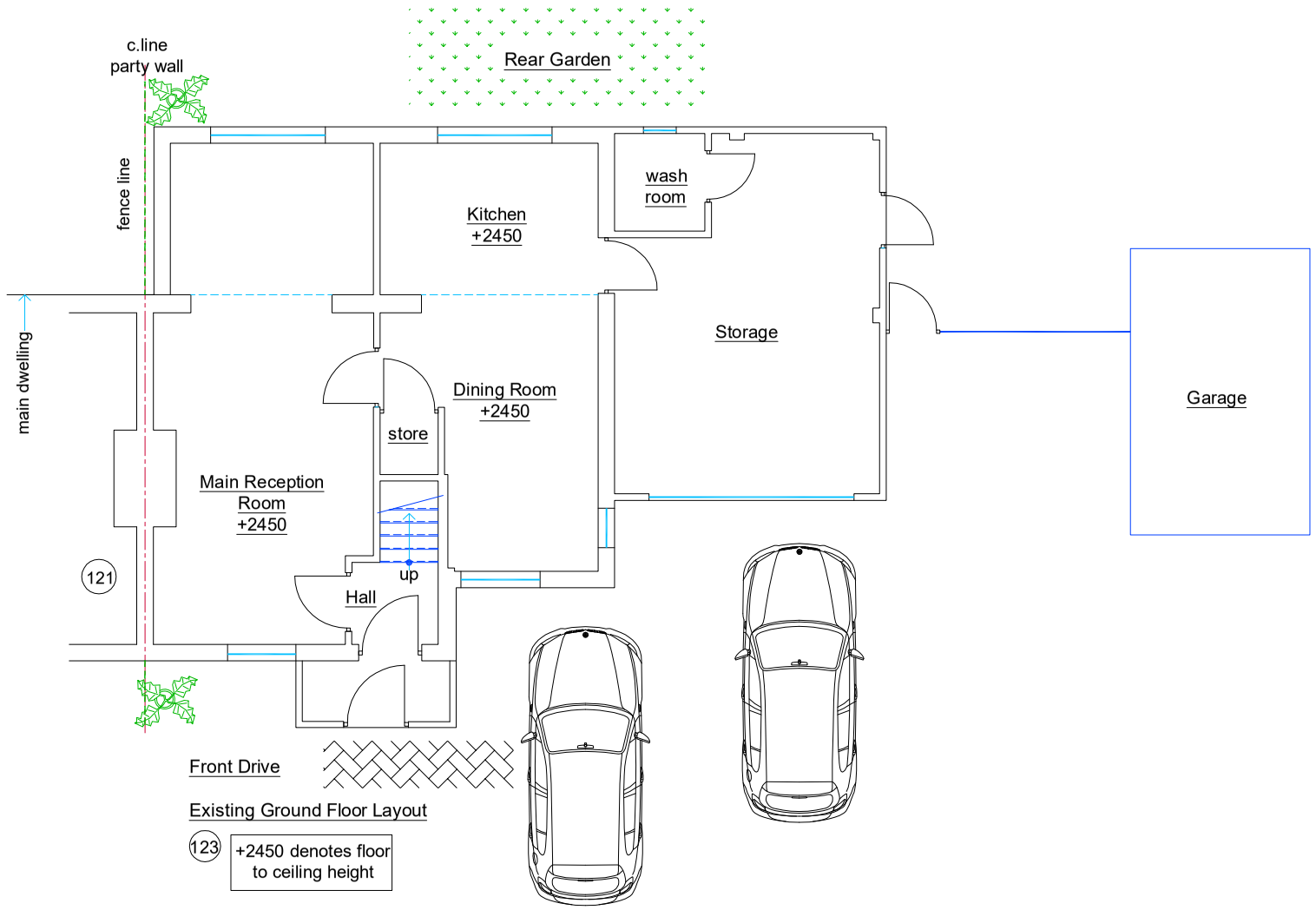

Existing Ground Floor Layout

123 +2450 denotes floor to ceiling height

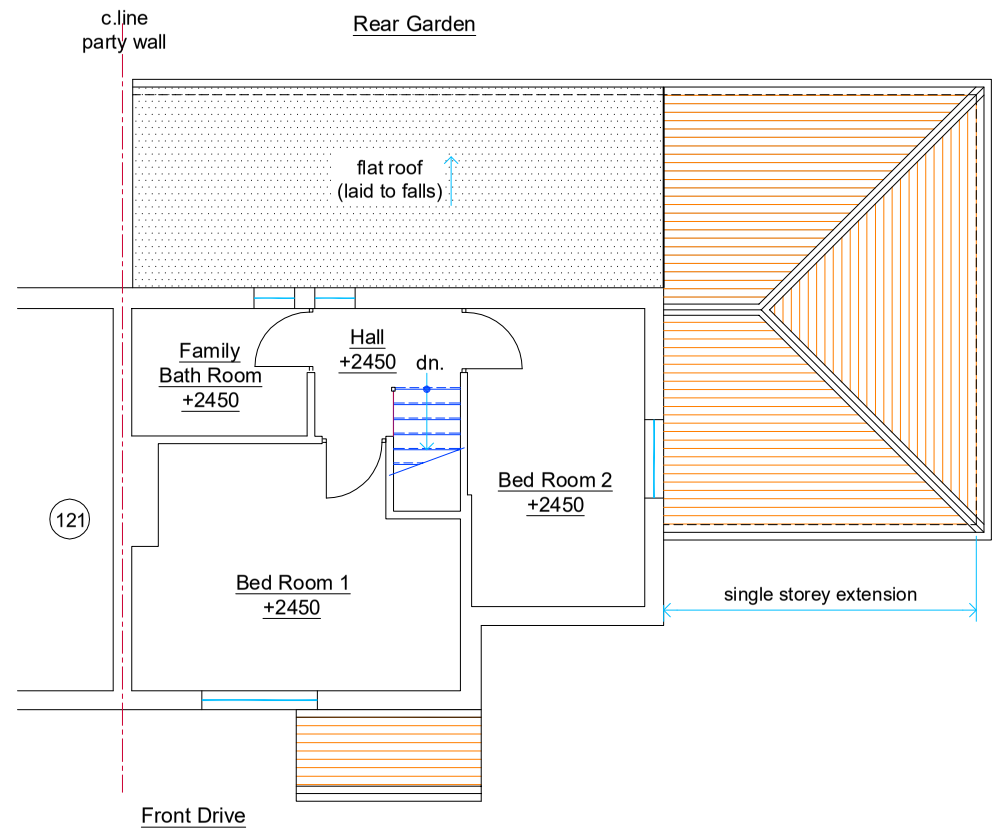

Existing First Floor Layout

123 +2450 denotes floor to ceiling height

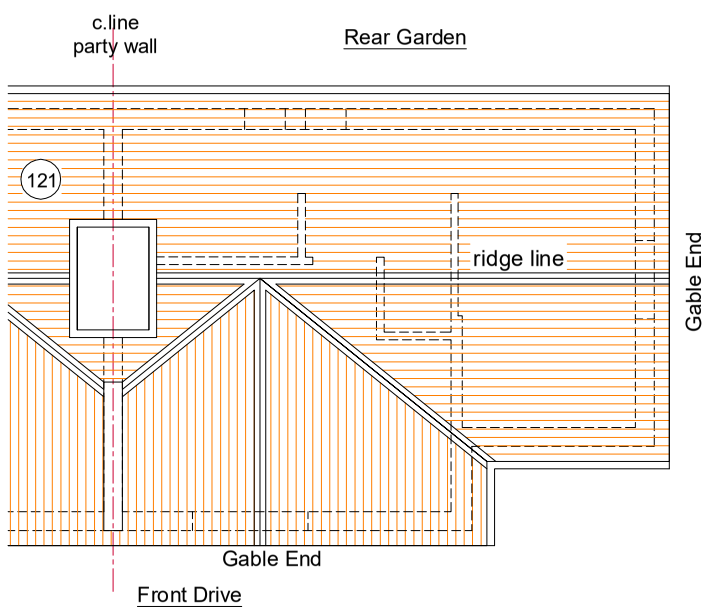

Existing Roof Layout

123

NOTES

CONTRACTORS MUST VERIFY ALL DIMENSIONS ON SITE BEFORE COMMENCING ANY WORK ON SHOP DRAWINGS

DO NOT SCALE FROM THIS DRAWING

RS ATRA COPYRIGHT

Notes:
1. Do not scale this drawing

2. All dimensions to be verified on site and any discrepancy reported to the client

3. This drawing to be read in conjunction with all relevant drawings

owners to serve party wall act notice on owners of adjacent property and obtain written agreement, prior to commencement of any works

client/builder to obtain all planning permission approvals from the relevant authority. commencement of building works prior to the planning & building control approvals is to client/builders own risk

all rainwater guttering, down pipes locations to be confirmed by architect & not to encroach neighbors property

client/builder to liaise with local water board for any new works on or within the public sewer or drain runs and obtain approval from the local authority prior to commencement of any works

REV	AMENDMENT	DATE	CHKD
A	Planning Issue	21.07.20	RS

0 1m 2m 3m

Scale Bar

Option 3

CLIENT
Jarnail Singh

PROJECT
123 Central Avenue
Hayes - Middlesex
UB3 2BS

DRAWING TITLE
Proposed Single Storey Rear Extension, Part Double Storey Rear Extension & Double Storey Side Extension
Sheet 1

SCALE	DRAWN BY	CHECKED	DATE
1:50 @ A1 1:100 @ A3	RS	RS	21.07.20

Existing

DRAWING STATUS	DRAWING NUMBER	REVISION
Planning Issue	2020 -67- 01	A