

NOTES

CONTRACTORS MUST VERIFY ALL DIMENSIONS ON SITE BEFORE COMMENCING ANY WORK ON SHOP DRAWINGS
DO NOT SCALE FROM THIS DRAWING
RS ATTRA COPYRIGHT

- Notes:
- Do not scale this drawing
 - All dimensions to be verified on site and any discrepancy reported to the client

3. This drawing to be read in conjunction with all relevant drawings

Owners To Serve Party Wall Act Notice On Owners Of Adjacent Property And Obtain Written Agreement, Prior To Commencement Of Any Works

Client/Builder To Obtain All Planning Permission Approvals From The Relevant Authority Commencement Of Building Works Prior To The Planning & Building Control Approvals Is To Client/Builders Own Risk

Client/Builder To Liaise With Local Water Board For Any New Works On Or Within The Public Sewer Or Drain Runs And Obtain Approval From The Local Authority Prior To Commencement Of Any Works

REV	AMENDMENT	DATE	CHD
A	Planning Issue	09.05.25	RS

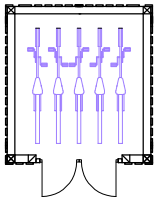


CLIENT	Mintu Deol
PROJECT	34 Green Lane Uxbridge - Middlesex UB8 3ED
DRAWING TITLE	Proposed Change Of Use Proposed Floor Layouts Sheet 3

SCALE	DRAWN BY	CHECKED	DATE
1:50 @ A1	RS	RS	09.05.25
1:100 @ A3			
DRAWING NUMBER	2025 - 46 - 03	REVISION	A

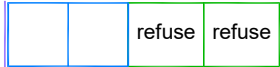
Boundary Fence Line

Cycle Storage Construction:
All perimeter walls in 900mm. high brickwork (to match main dwelling) with timber framing structure.
Roof Construction:
Slate roof laid to fall to match existing dwelling



Rear Garden

1.5m high single brick screen wall - 3 sided



2 Nos. Euro Bins (1080 x 980 x 740)

(FB) denotes fire Blanket All Bedroom Windows To Have An Openable Area Of Minimum 0.33m² For Means Of Escape
(CO) denotes CO detector
(CPL) denotes control panel
(CP) denotes call point

(FE) denotes fire extinguisher
(FEX) denotes fire exit
(EL) denotes emergency light
133.70m² Amenity Space
Soft Landscaping To Be Provided

(*) Denotes FD30 Fire Doors (All To BCOs Approval)

(SD) Denotes Mains Operated, Self-Contained Smoke Alarms With Battery Back Up All To Be Interlinked

(HD) Denotes Heat Detector To Proposed Kitchen

An Energy Performance Certificate (EPC) To Be Provided By Client On Completion Of Building Works

A drain test (either water or air) or CCTV To Be Provided By Client Upon Completion Of Works

Fire Risk Assessment Report By Client

Emergency Lighting System Certificate By Client

Electrical System Certificate By Client

Fire Alarm System Completion Certificate By Client

2 Car Spaces To Front Drive In Place

Any New Glazing Within Critical Locations Should Be Designed To Break Safe, Safe Breakage Is Defined In BS EN 12600 And BS 6206. Critical Locations Include Glazing Below 800mm Above Finished Floor Level; Glazing Below 1500mm Within Doors And Glazing Below 1500mm Within 300mm Adjacent To Door Openings Should Be Designed To Break Safe.

Fire Safety, Notices And Graphic Symbols Should Be Provided Graphical Symbols And Signs - Safety Signs, Including Fire Safety Signs

All Disabled Wash Room Requirements To Building Control Approval

All Dimensions To be Verified On Site Prior To Commencement Of Any Works

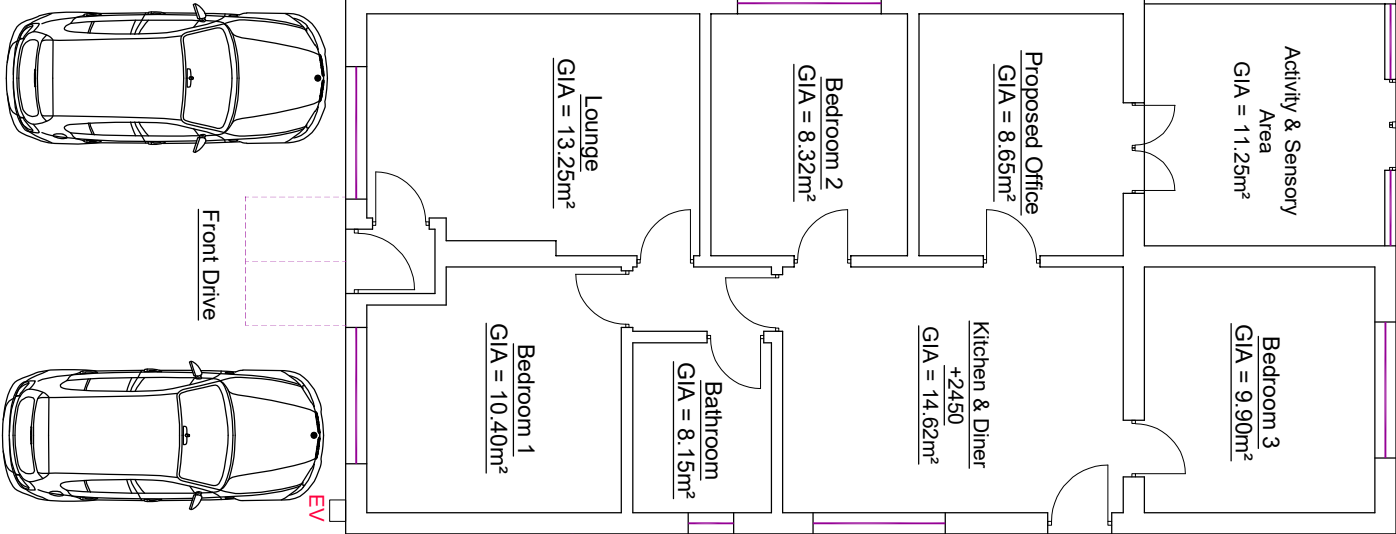
All Habitable Room Doors To Have Fire Doors.

All Communal Areas To Have Self Closing Fire Doors

All Communal Areas Of The Property To Have Fire Extinguishers Fitted

Boundary Fence Line

36



Proposed Ground Floor Layout

34

+2450 denotes floor to ceiling height

DRAWING STATUS

Planning Issue