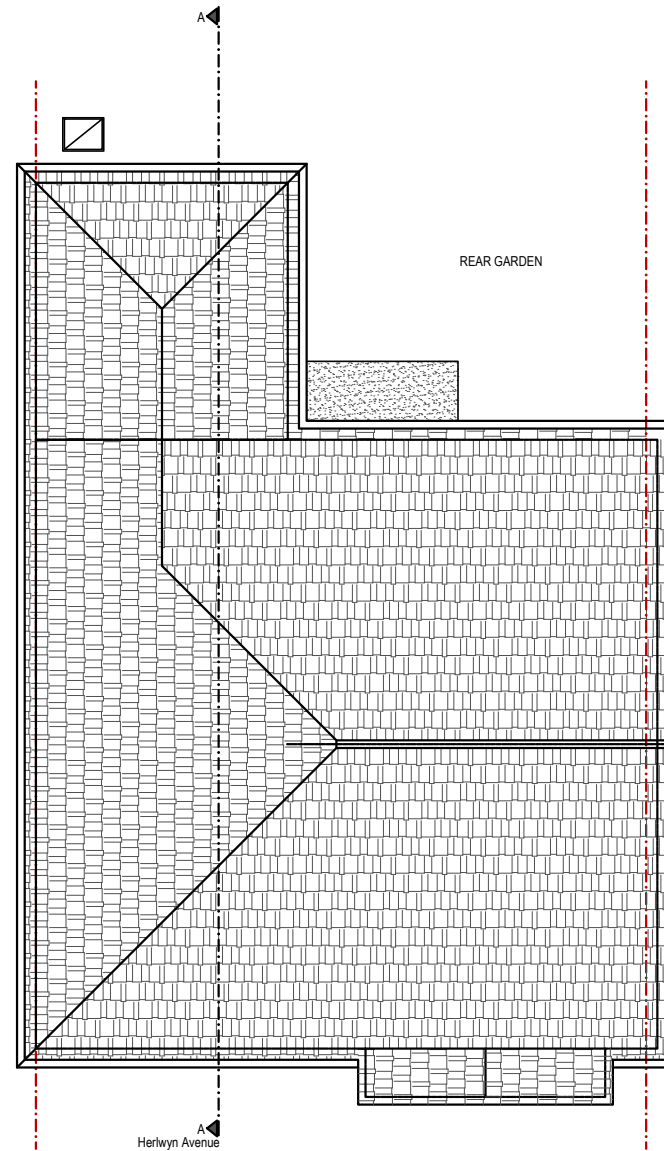
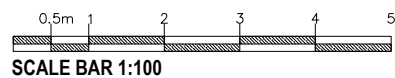


EXISTING GROUND FLOOR PLAN  
SCALE 1:100

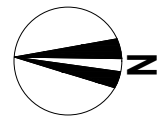


EXISTING ROOF PLAN  
SCALE 1:100

**NOTE:**  
1- All dimension in centimeters.  
2- All dimensions to be verified on site. Do not scale directly on drawing.  
3- No work shall commence until all approvals and agreements have been obtained. These include Planning and Building Regulations, Thames Water and Party Wall.  
4- The Copyright of this drawing belong to Gulener LTD. TA/ Gulener Architectural Consultancy.



SCALE BAR 1:100



**DRAWING DESCRIPTION**  
PRIOR APPROVAL  
-6M REAR EXTENSION

**DRAWING TITLE**  
01\_EXISTING FLOOR PLANS\_ A3\_ HA4 6HS

**SCALE:** 1:100 @ A3  
**NUMBER / REV. :** 01\_EXISTING FLOOR PLANS\_ A3\_ HA4 6HS  
**DATE:** Jun 2024

**PROJECT'S ADDRESS:**  
149 Herlwyn Avenue  
Ruislip HA4 6HS  
**CLIENT**  
Mr Piotr Lizon

**GULENER**  
ARCHITECTURAL CONSULTANCY  
GULENER LTD.  
27 Grasmere Avenue,  
Wembley, London  
HA9 8TB  
+44 7365 743581  
info@gulenerarchitecture.co.uk  
gulenerarchitecture.co.uk