

**Notes.**

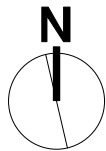
Contractors must verify all dimensions at the site before comencing any work.

No constrction work before Local Authority consent, Planning Permission, Building Control approval and structural engineer confirmation.

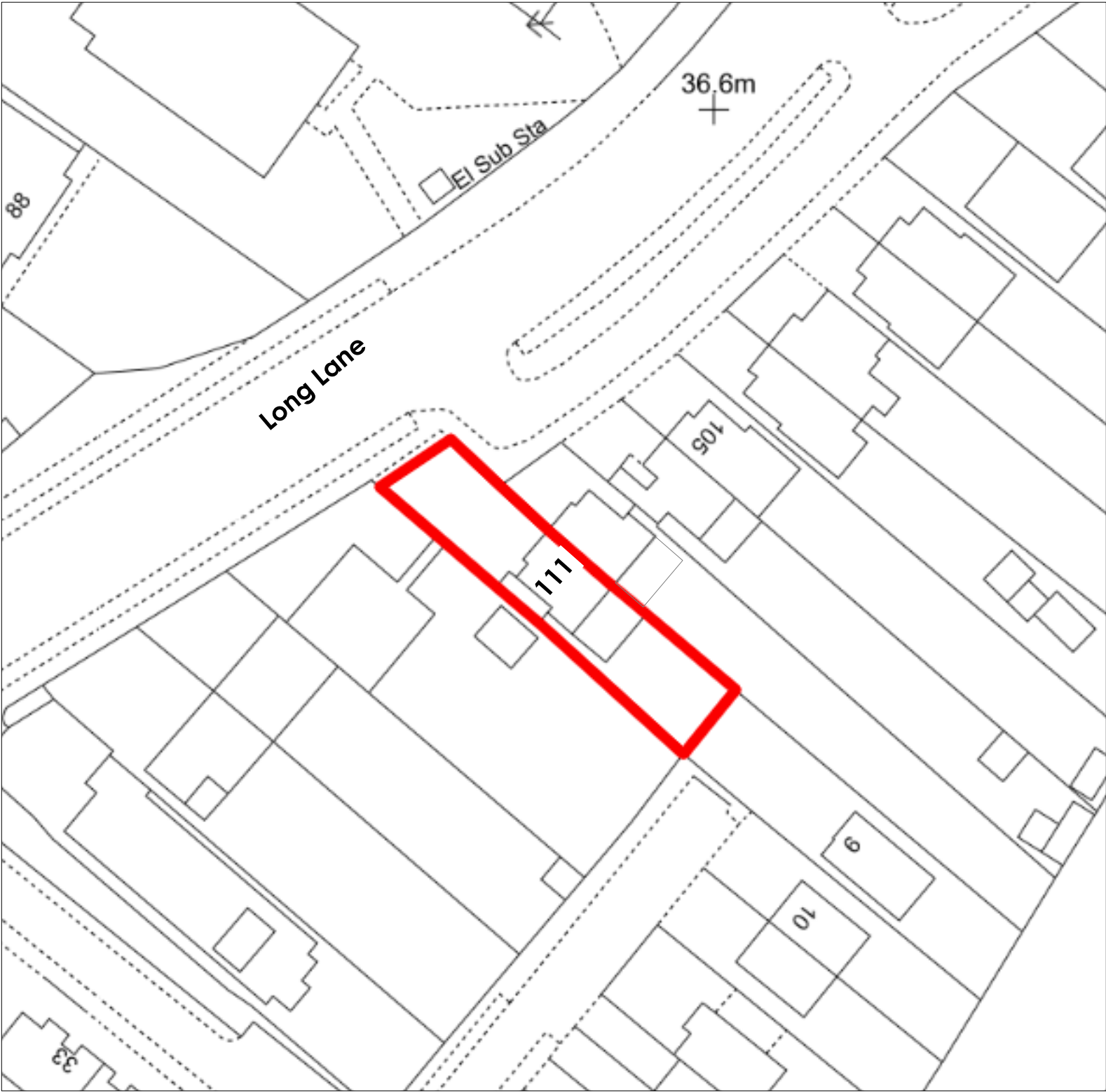
All structural elements inc. joists, beams and columns to be confirmed by structural engineer.

Any discrepancies to be reported to Architects.

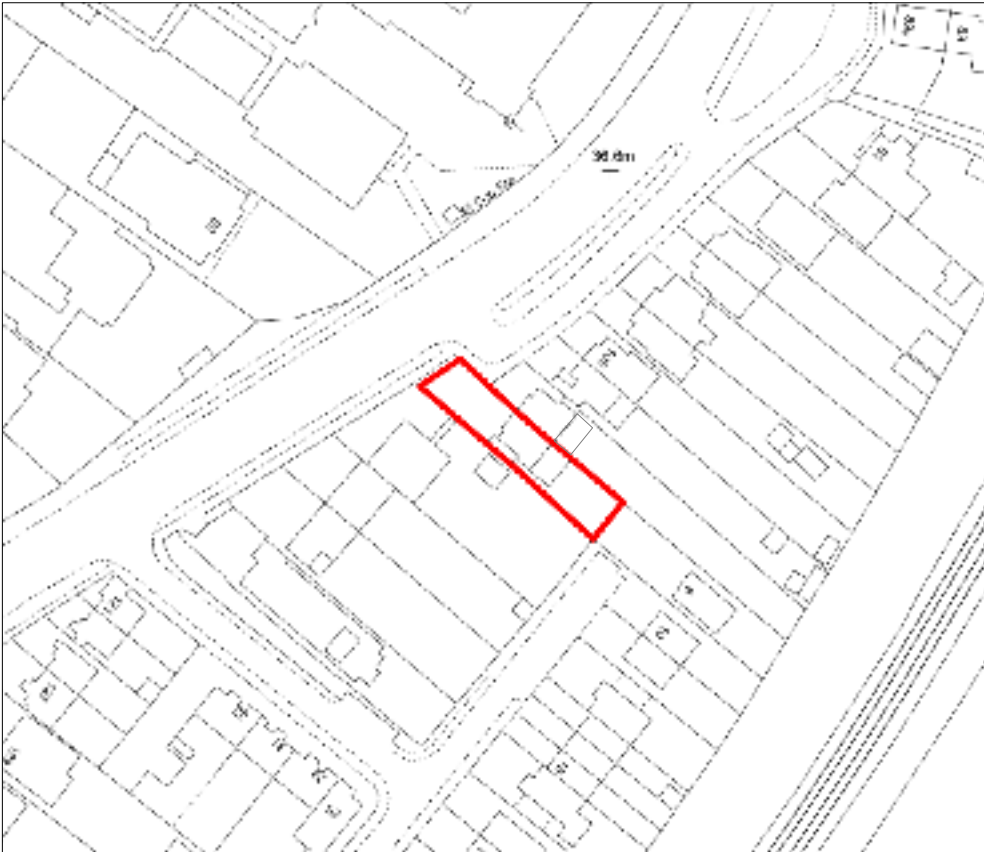
All drawings are to be read in conjunction with all relevant drawings and specifications.



BLOCK PLAN 1:500



LOCATION PLAN 1:1250



Revision.	Description	
<div><div><div><div>You</div><div>Architecture Ltd.</div></div></div></div>		
<div><div><div>A M T E</div><div>60 Pinkwell Lane, UB3 1PH +44(0) 77 46 60 40 23 +44(0) 20 87 56 04 39 info@youarchitecture.co.uk</div></div></div>		
Project:		
111 Long Lane UB10 8QS		
Drawing Title:		
Existing Location Plan		
Dwg no: 0131-EX-00	Revision: A	Date: 04.10.2021
Scale: 1:1250, 1:500 @a3p	Drawn by:	Checked by: