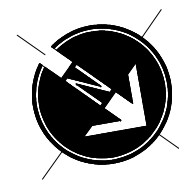




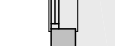
1:1250 SCALE BAR (m)



1:500 SCALE BAR (m)



R O O F   P L A N   -   1 : 1 0 0



FIRST FLOOR PLAN - 1:100



GROUND FLOOR PLAN - 1:100

FRONT ELEVATION - 1:100



REAR ELEVATION - 1:100

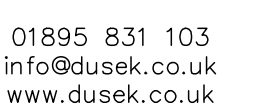


SIDE ELEVATION - 1:100

SIDE ELEVATION - 1:100

7. Footprint of buildings shown at 10m above ground level.

client: MR & MRS JARIWALA



S:\JUSX\SS\FRIENDS\1020 BEAUFORT, TLE KUN LANE, RUSLIP\PS\1020-PS-1101 ewg