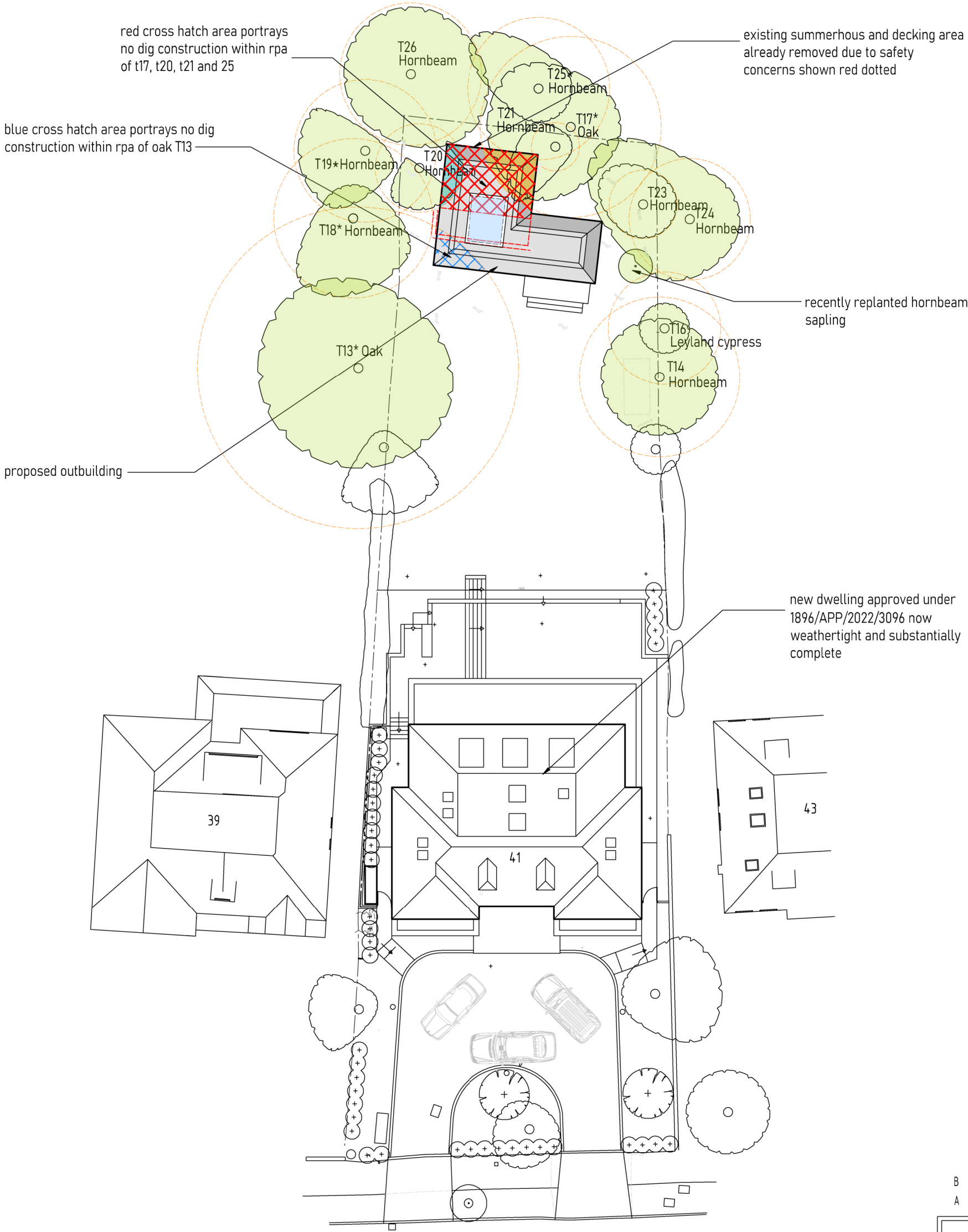
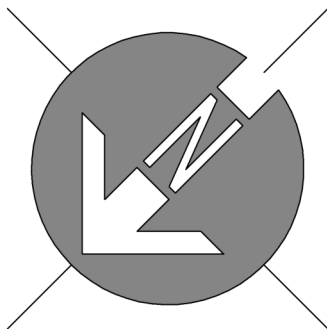


NOTES

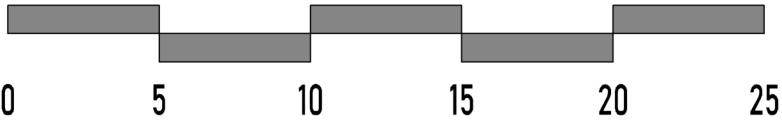
1. All dimensions are to be checked on site prior to the commencement of work and any discrepancy is to be reported to the construction manager before construction.
2. All work is to comply with current Building Regulations and allied legislation.
3. All contractors and sub-contractors must ensure that they have the latest issue of this drawing and details before the commencement of work on site.
4. All materials are to be used and installed in strict compliance with the relevant manufacturers instructions and recommendations.
5. All works on site, managed and implemented as a result of the designs indicated on this drawing, are to be given full consideration for compliance with the Health and Safety CDM Regulations in respect of design and implementaion on site and no works are to be undertaken if it is considered that compliance with the Building Regulations cannot be achieved.
6. This drawing is not to be scaled.
7. All dimensions shown in millimetres
8. Footprint of buildings shown at1.0m above ground level



C O P S E W O O D W A Y

PROPOSED SITE LAYOUT PLAN  
SCALE 1:250

SCALE BAR (m)



© Copyright Dusek Ltd  
Trading under Jack Dusek & Co.  
Jack Dusek & Co has no affiliation or association with Dusek Design Associates Ltd.

B	02-06-25	Client comments.
A	07-05-25	Client comments.

rev:	date:	description:
scale:	1 : 250 @ A2	date: 07-05-2024
drawing no:	622 / P2 / 1	drawn: Jack & Phil Dusek

drawing:	PROPOSED OUTBUILDING SITE LAYOUT PLAN
----------	--

project:	41 COPSE WOOD WAY, NORTHWOOD, HA6 2TZ
----------	---------------------------------------

client:	MR & MRS P. RUDRAN
---------	--------------------

Jack Dušek & Co.  
ARCHITECTURE • PLANNING • DEVELOPMENT

Nickron House, Bury Lane, Rickmansworth, WD3 1DN  
Tel: 01923 911 095 Email: design@jackdusek.co.uk  
www.jackdusek.co.uk

print history	Monday, 2 June, 2025	10:21:11
---------------	----------------------	----------