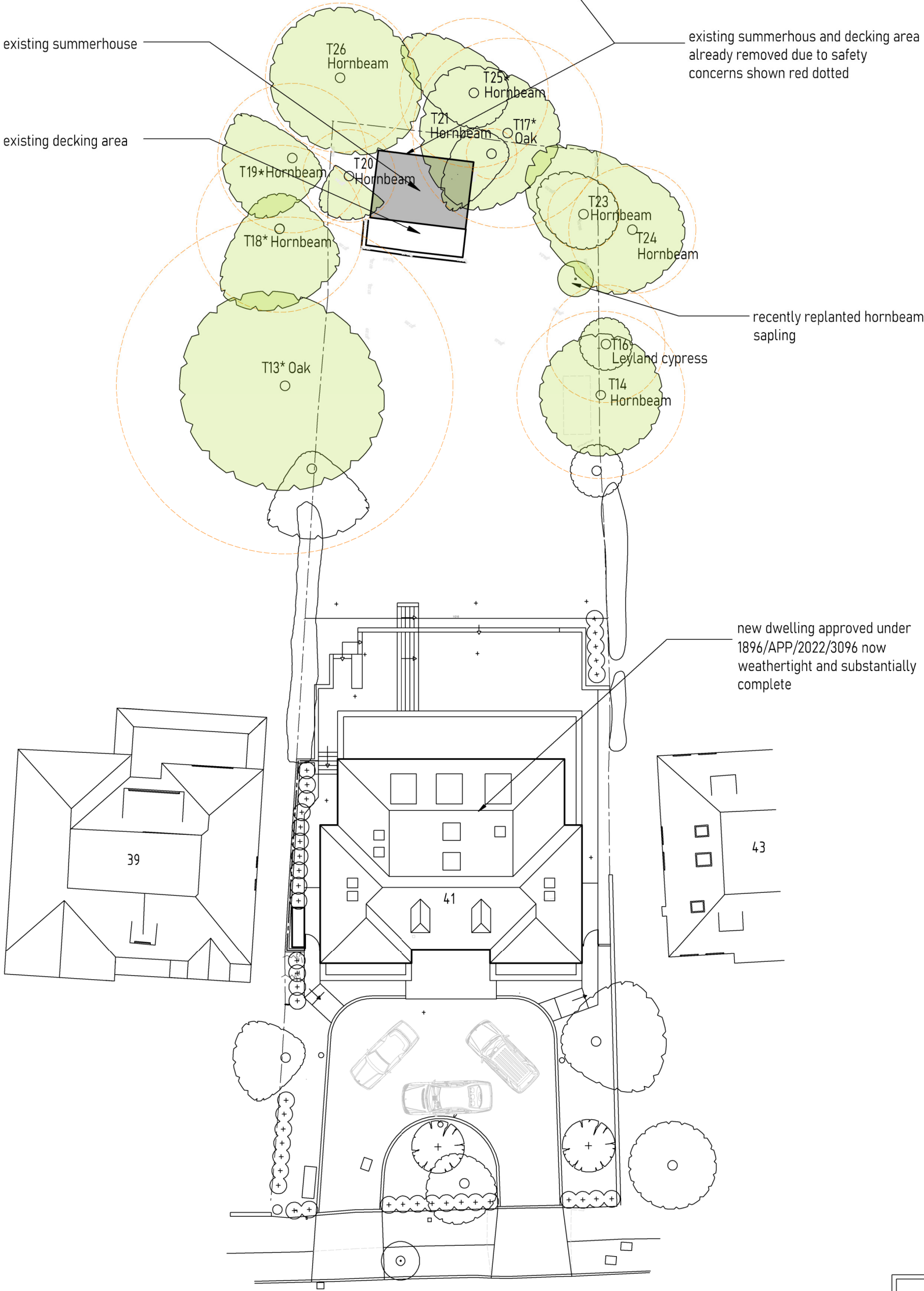
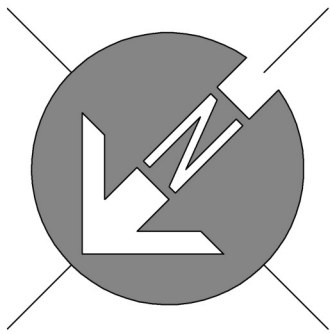


NOTES


1. All dimensions are to be checked on site prior to the commencement of work and any discrepancy is to be reported to the construction manager before construction.
2. All work is to comply with current Building Regulations and allied legislation.
3. All contractors and sub-contractors must ensure that they have the latest issue of this drawing and details before the commencement of work on site.
4. All materials are to be used and installed in strict compliance with the relevant manufacturers instructions and recommendations.
5. All works on site, managed and implemented as a result of the designs indicated on this drawing, are to be given full consideration for compliance with the Health and Safety CDM Regulations in respect of design and implementaion on site and no works are to be undertaken if it is considered that compliance with the Building Regulations cannot be achieved.
6. This drawing is not to be scaled.
7. All dimensions shown in millimetres
8. Footprint of buildings shown at1.0m above ground level



C O P S E W O O D W A Y

EXISTING SITE LAYOUT PLAN
SCALE 1:250

SCALE BAR (m)



© Copyright Dusek Ltd
Trading under Jack Dusek & Co.
Jack Dusek & Co has no affiliation or association with Dusek Design Associates Ltd.

rev:	date:	description:	
scale:	1 : 250 @ A2	date:	02-06-2025
drawing no:	622 / P2 / 0	drawn:	Jack & Phil Dusek
drawing: EXISTING DWELLING & GARDEN SITE LAYOUT PLAN			
project: 41 COPSE WOOD WAY, NORTHWOOD, HA6 2TZ			
client: MR & MRS P. RUDRAN			
<div><div><div>JD</div><div>& CO.</div></div><div>Jack Dušek & Co.</div><div>ARCHITECTURE • PLANNING • DEVELOPMENT</div><div><small>Nickron House, Bury Lane, Rickmansworth, WD3 1DN Tel: 01923 911 095 Email: design@jackdusek.co.uk www.jackdusek.co.uk</small></div></div>			
print history	Monday, 2 June, 2025		10:20:34