1:100 SCALE BAR

0 5 10

KEY:

1. New wall construction to match existing
2. New uPVC/Aluminum window system to match existing
3. New uPVC/Aluminum door system to match existing
4. New pitch roof with gutter system to match existing
5. New roof light
6. New uPVC/Aluminum obscured window for natural light and ventilation system to match existing
7. New roof light

Plans Ref.

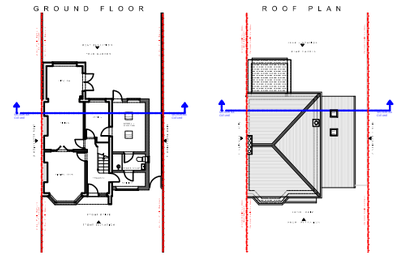

COMPASS

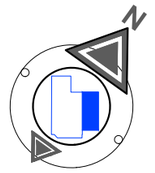

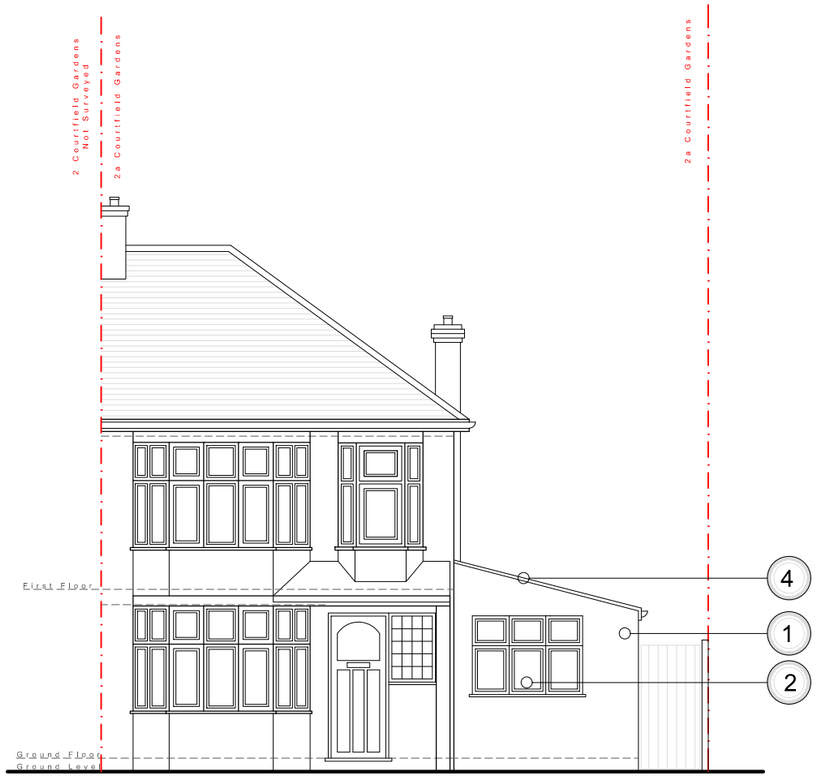

Front Elevation 1

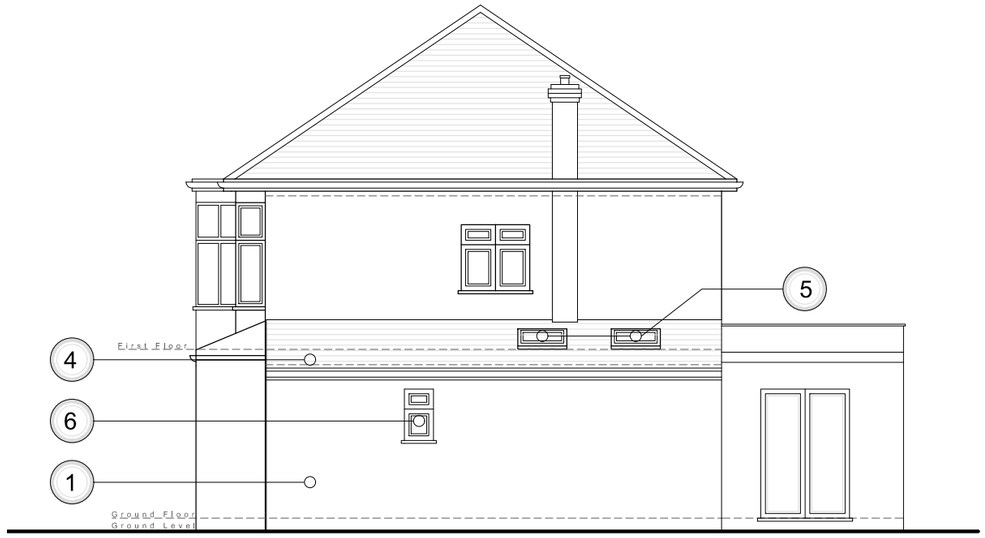

Side Elevation A

STAGE No : 3

STAGE TITLE:Planning

DRAWING SCALE : 1:100@A3 **DRAWING REF** : PE1 **REV**:01 **DRAWING TITLE** : Proposed Elevations 1

DATE:2026.11.26 **PROJECT REF**:2a CourtField Gardens, HA4 6JL

THE PLANNING STUDIO
Architectural Design & Planning Services

Notes: These drawings remain the copyright of The Planning Studio and may not be reproduced or copied without written consent. Do not scale these drawings; use figure dimensions only. Any discrepancies between the drawings and the actual site conditions must be reported to The Planning Studio immediately. These drawings should be read in conjunction with the structural and mechanical & electrical engineers' drawings. Dimensions critical to the existing building works must be verified on-site before construction begins, as certain assumptions have been made due to limited accessibility and anomalies in the existing building. A detailed examination of the floor and/or roof construction has not been possible (except at the positions described), as gaining access would have caused material damage. Therefore, no statement can be made about the condition of the unexamined structure, and assumptions have been made accordingly. All information, including dimensions, is provided for Planning submission purposes only, and any further use is not permitted unless agreed to in writing by The Planning Studio. The designer is not liable for any discrepancies or issues arising from conditions not examined or verified on-site.All drawings must be verified on-site prior to construction. The designer is not liable for any discrepancies between the drawings and actual site conditions. It is the responsibility of the contractor or relevant party to ensure the accuracy of measurements and verify all details before proceeding with construction. All interior components are for illustrative purposes only.

The Planning Studio | SM London Construction LTD **Tel**: 0208 226 5511 **Mob**: 07961 817 505 **E-Mail**: info@smlconstructionltd.com **Web**: www.smlconstrcutionltd.com