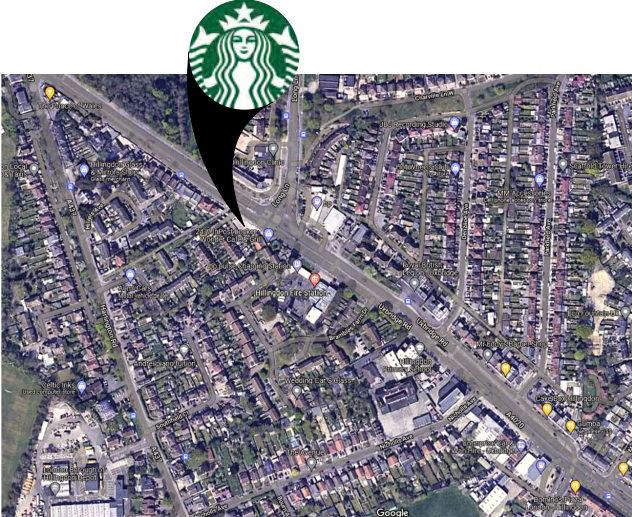
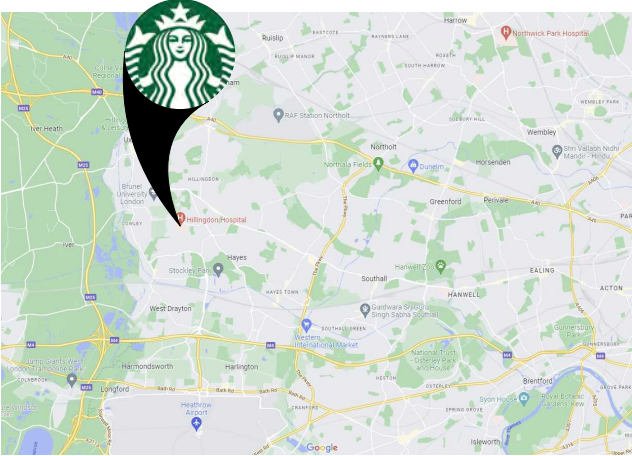


ABBREVIATIONS

3PL	THIRD PARTY LOGISTICS
A/C	AIR CONDITIONING
ACT	ACOUSTICAL CEILING TILE
ADJ	ADJUSTABLE
AFF	ABOVE FINISHED FLOOR
AMP	AMPERE
AOR	ARCHITECT OF RECORD
BOH	BACK OF HOUSE
CAB	CABINET
CL	CENTER LINE
CLG	CEILING
CM	CONSTRUCTION MANAGER
CTR	CENTER
CX	COMMISSIONING
CXA	COMMISSIONING AGENT
DEG	DEGREE
DET	DETAIL
DIA	DIAMETER
DIM	DIMENSION
DM	DESIGN MANAGER
DN	DOWN
EA	EACH
EL	ELEVATION
EQ	EQUAL
EXIST	EXISTING
EXT	EXTERIOR
FF&E	FURNITURE, FIXTURE, AND EQUIPMENT
FIO	FURNISHED AND INSTALLED BY OWNER
FLR	FLOOR
FOH	FRONT OF HOUSE
FT	FOOT/FEET
G	GROUND
GC	GENERAL CONTRACTOR
HC	HOLLOW CORE
HDW	HARDWARE
HM	HOLLOW METAL
HORIZ	HORIZONTAL
HR	HOOR
HT	HEIGHT
HVAC	HEATING, VENTILATING, AND AIR CONDITIONING
ID	INSIDE DIAMETER
LEED	LEADERSHIP IN ENERGY AND ENVIRONMENTAL DESIGN
LL	LANDLORD
MAX	MAXIMUM
MEP	MECHANICAL, ELECTRICAL, AND PLUMBING
MFR	MANUFACTURER
MIN	MINIMUM
NIC	NOT IN CONTRACT
NL	NIGHT LIGHT
NTS	NOT TO SCALE
OC	ON CENTER
OD	OUTSIDE DIAMETER
OF/CI	OWNER FURNISHED/CONTRACTOR INSTALLED
OF/OI	OWNER FURNISHED/OWNER INSTALLED
PD	PRODUCTION DESIGNER
PLC	PLACE
PM	PROJECT MANAGER
R	RADIUS
RCM	RENOVATIONS CONSTRUCTION MANAGER
REF	REFERENCE
REQ(D)	REQUIRE(D)
REV	REVISION
RND	ROUND
SB	STARBUCKS
SC	SOLID CORE
SF	SQUARE FEET
SHT	SHEET
SIM	SIMILAR
SPEC	SPECIFICATION
SQ	SQUARE
TEMP	TEMPORARY
TYP	TYPICAL
UON	UNLESS OTHERWISE NOTED
VD	VENDOR DIRECT
VERT	VERTICAL
VIF	VERIFY IN FIELD

LOCATION PLAN: STARBUCKS



PROJECT CONTACTS

MAILING ADDRESS:	STARBUCKS COFFEE COMPANY CHISWICK PARK 566 CHISWICK HIGH ROAD, BUILDING 7 LONDON W4 5YG UNITED KINGDOM
DESIGN MANAGER:	TARALYN WESTMORE STARBUCKS COFFEE COMPANY CHISWICK PARK 566 CHISWICK HIGH ROAD, BUILDING 7 LONDON W4 5YG UNITED KINGDOM EMAIL: tadavids@starbucks.com
PROJECT DESIGNER:	TOM HOBBS STARBUCKS COFFEE COMPANY CHISWICK PARK 566 CHISWICK HIGH ROAD, BUILDING 7 LONDON W4 5YG EMAIL: thobbs@starbucks.com
LICENSEE:	TREATS FOODS LIMITED

RESPONSIBILITY LEGEND

UNLESS OTHERWISE AGREED, ALL ITEMS SUPPLIED ACCORDING TO PARTY LISTED IN "RESPONSIBILITY" COLUMN

GC	GENERAL CONTRACTOR
CS	CASEWORK SUPPLIER
CM	CONSTRUCTION MANAGER
LL	LANDLORD
SB	STARBUCKS
WH	STARBUCKS WAREHOUSE (3PL)
VD	STARBUCKS VENDOR DIRECT
LC	LICENSEE

STARBUCKS REC APPROVAL CONDITIONS

N/A

DEVELOPMENT TO BE DELIVERED STRICTLY IN ACCORDANCE WITH THE STARBUCKS EMEA APPROVAL CONDITIONS

PROJECT DESCRIPTION

- STORE TYPE (DRIVE THRU, DRIVE TO, MAJOR/MINOR RENOVATION)
- LOCATION (SHOPPING MALL, HIGH STREET, HOSPITAL, NEIGHBORHOOD)
- NEW OR EXISTING BUILDING
- SPECIFIC CIRCUMSTANCES (LISTED BUILDING, SPECIFIC CONSTRAINS)
- SPECIFIC REQUIREMENTS

SITE INFORMATION / OCCUPANCY

TYPE OF USE:	RETAIL, SALES AND SERVICES
LEASABLE AREA:	167 SQM
ROOM SCHEDULE:	
CAFE:	89 SQM
BAR:	20 SQM
BOH:	40 SQM
RESTROOMS:	18 SQM
TOTAL INDOOR SEATING:	64
TOTAL OUTDOOR SEATING:	36

LEGEND

	NORTH ARROW	XXXX AFF	ABOVE FINISH FLOOR HEIGHT TAG
	EXTERIOR ELEVATION		PAINT TAG
	INTERIOR ELEVATION		DESIGN ID TAG
	SECTION CALLOUT		DOOR TAG
	DETAIL CALLOUT		WINDOW TAG
	REVISION TAG	X' XX"	FINISH FACE TO FINISH FACE DIMENSION
	REVISION CLOUD		DATUM POINT
			SHEET NOTE CALLOUT

GENERAL NOTES

1. GENERAL CONTRACTOR SHALL VISIT THE SITE, REVIEW ALL ISSUED AND PERTINENT DRAWINGS ASSOCIATED WITH THE PROJECT, AS ISSUED BY STARBUCKS CONSTRUCTION MANAGER/PROJECT MANAGER, PRIOR TO BIDDING AND/OR CONSTRUCTION
2. GENERAL CONTRACTOR SHALL CONSULT WITH STARBUCKS CONSTRUCTION MANAGER AND/OR PROJECT MANAGER TO RESOLVE ANY CHANGES, OMISSIONS OR PLAN DISCREPANCIES PRIOR TO BIDDING OR CONSTRUCTION
3. ALL WORK SHALL BE PERFORMED IN STRICT COMPLIANCE WITH, BUT NOT LIMITED TO, MARKET SPECIFIC REGULATIONS, HEALTH AND SAFETY REQUIREMENTS, STATUTORY APPROVALS, CONSENTS.
4. GENERAL CONTRACTOR SHALL VERIFY THE LOCATION OF ALL UTILITIES.
5. GENERAL CONTRACTOR TO VERIFY ALL DIMENSIONS, INCLUDING CLEARANCES REQUIRED BY OTHER TRADES AND NOTIFY STARBUCKS CONSTRUCTION MANAGER OF ANY DISCREPANCIES PRIOR TO PROCEEDING WITH THE WORK. ALL DIMENSIONS ARE TO THE FACE OF THE FINISHED SURFACE UNLESS NOTED OTHERWISE. ALL DIMENSIONS TO BE TAKEN FROM DESIGNATED DATUM POINT. DO NOT SCALE DRAWINGS
6. GENERAL CONTRACTOR SHALL PATCH/REPAIR/MAKE GOOD ALL EXISTING WALLS, FLOORS, CEILINGS, OR OTHER SURFACES IDENTIFIED TO REMAIN THAT MAY BECOME DAMAGED DURING THE COURSE OF THE WORK
7. PRIOR TO INSTALLATION OF SYSTEMS RELATING TO FIRE PROTECTION, LIFE SAFETY, PLUMBING, MECHANICAL, AND ELECTRICAL SYSTEMS NECESSARY PERMITS TO BE IN PLACE
8. GENERAL CONTRACTOR SHALL RETAIN ONE SET OF THE PLANS TO NOTE AND DOCUMENT ALL CHANGES DURING CONSTRUCTION
9. GENERAL CONTRACTOR IS RESPONSIBLE FOR COORDINATING DELIVERY OF MATERIALS FROM STARBUCKS DIRECT SUPPLIERS AND VENDOR DIRECT SHIPMENTS TO PROJECT LOCATION
10. RESPONSIBILITY FOR SUPPLY AND DELIVERY OF MATERIALS AND EQUIPMENT IS IDENTIFIED IN THE DRAWING SCHEDULE SHEETS UNDER THE COLUMN LABELED "RESPONSIBILITY"
11. FOR THE PURPOSE OF THE DOCUMENTS, TO "INSTALL", SHALL MEAN TO PROVIDE ALL FASTENERS, MISCELLANEOUS HARDWARE, BLOCKING, ELECTRICAL CONNECTIONS, PLUMBING CONNECTIONS, AND OTHER ITEMS REQUIRED FOR A COMPLETE AND OPERATION INSTALLATION, UNLESS OTHERWISE NOTED
12. ALL ITEM SUBSTITUTIONS MUST BE APPROVED BY THE STARBUCKS DESIGN MANAGER
13. REFER TO ITEM CUTSHEETS AND STANDARD DETAIL DESIGN DRAWINGS FOR ADDITIONAL INFORMATION
14. THE INSTALLATION OF HEAVY ARTWORKS SHOULD BE CONSULTED WITH A STRUCTURAL ENGINEER TO PROVIDE SUITABLE FIXING DETAILS.
15. DRAWINGS TO BE CHECKED BY THE LOCAL H&S EXPERT.

3D VISUAL OF SITE



INDEX OF SHEETS

SHEET	SHEET TITLE
GENERAL	
G-0001	General Information
G-0002	Design Intent
G-0003	Design Intent
G-0004	Palette
ARCHITECTURAL	
L-1001	Hard Landscaping
L-1002	Soft Landscaping
L-1003	Site Elements and Lighting P
L-1004	Site Lighting Plan
A-1001	Architectural Site Plan
A-2001	Exterior Elevations
A-3001	Site Details
INTERIOR	
I-1101	Demolition Floor Plan
I-1103	Interior Floor Plan
I-1104	Interior Door Schedules
I-1105	FF&E Plan & Schedules
I-1106	FF&E Schedules
I-1107	Casework Plan
I-1108	Reflected Ceiling Plan
I-1109	Floor Finish Plan
I-1111	Wall Finish Plan
I-2101	Interior Elevations
I-2102	Interior Elevations
I-2103	Interior Elevations
I-2104	Interior Elevations
I-2105	Interior Elevations
I-4102	Enlarged Restroom Plan
I-5001	Design Details
I-5002	Design Details
I-5002A	Design Details
I-5002B	Design Details
I-5003	Design Details
I-5004	Design Details
I-5005	Design Details
I-5006	Design Details
I-6001	Schedules
I-6002	Schedules
PLUMBING	
P-0001	Plumbing Notes
P-1101	Plumbing Design Plan
P-5001	Plumbing Details
ELECTRICAL	
E-0001	Electrical Notes
E-1001	Electrical Design Plan
E-1101	Lighting Design Plan
E-5001	Electrical Details

DESIGN DEVELOPMENT ONLY - NOT INTENDED FOR CONSTRUCTION



STARBUCKS COFFEE COMPANY

2401 UTAH AVENUE SOUTH
SEATTLE, WASHINGTON 98134
(206) 318-1575

DRAWINGS AND SPECIFICATIONS ARE CONFIDENTIAL AND SHALL REMAIN THE SOLE PROPERTY OF STARBUCKS CORPORATION, WHICH IS THE OWNER OF THE COPYRIGHT IN THIS WORK. THEY SHALL NOT BE REPRODUCED (IN WHOLE OR IN PART), SHARED WITH THIRD PARTIES OR USED IN ANY MANNER ON OTHER PROJECTS OR EXTENSIONS TO THIS PROJECT WITHOUT THE PRIOR WRITTEN CONSENT OF STARBUCKS CORPORATION. THESE DRAWINGS AND SPECIFICATIONS ARE INTENDED TO EXPRESS DESIGN INTENT FOR A PROTOTYPICAL STARBUCKS STORE (WHICH IS SUBJECT TO CHANGE AT ANYTIME) AND DO NOT REFLECT ACTUAL SITE CONDITIONS. NEITHER PARTY SHALL HAVE ANY OBLIGATION NOR LIABILITY TO THE OTHER (EXCEPT STATED ABOVE) UNTIL A WRITTEN AGREEMENT IS FULLY EXECUTED BY BOTH PARTIES.

STARBUCKS TEMPLATE VERSION EMEA 2019_01

ARCHITECT OF RECORD

THIS DRAWING IS A DESIGN DEVELOPMENT DOCUMENT. SITE SPECIFIC MODIFICATIONS MADE UNDER THE RESPONSIBLE CHARGE OF THE ARCHITECT AND/OR ENGINEER-OF-RECORD WILL BE REQUIRED PRIOR TO USING THIS DOCUMENT FOR BIDDING, PERMITTING, OR CONSTRUCTION.

PROJECT NAME:
UXBRIDGE UXBRIDGE ROAD

PROJECT ADDRESS:
UK

UXBRIDGE
8 UXBRIDGE ROAD, UXBRIDGE, UB10 0LG

STORE #
PROJECT # 98448-001
PLAYBOOK FORMAT DRIVE-TO

INITIAL ISSUE DATE 11/11/22
DESIGN MANAGER TARALYN WESTMORE
PROJECT DESIGNER TOM HOBBS
CHECKED BY

REVISION SCHEDULE

REV	DATE	BY	DESCRIPTION

SHEET TITLE:

General Information

SCALE: AS SHOWN (@A3)

G-0001

SIGNAGE FIXTURE SCHEDULE				
DESIGN ID	COUNT	DESCRIPTION	RESP	COMMENTS
14101	1	DT WAYFINDING GRAPHIC ENTRY ARROW - WHITE	LC	
XS003	1	750MM SIGN - LOGO DISK SURFACE MOUNTED ILLUMINATED LARGE	CM	-
XS100	1	7M SIGN - PYLON DISK ILLUMINATED EVOLVED - 1220MM	SS	
XS102	1	MEDIUM - 250MM WORDMARK SURFACE MOUNTED ILLUMINATED	CM	
XS304	1	WINDOW VINYL - MOP + DELIVERY	CM	

RESPONSIBILITY LEGEND

UNLESS OTHERWISE AGREED, ALL ITEMS SUPPLIED ACCORDING TO PARTY LISTED IN "RESPONSIBILITY" COLUMN

GC	GENERAL CONTRACTOR
CS	CASEWORK SUPPLIER
CM	CONSTRUCTION MANAGER
LL	LANDLORD
SB	STARBUCKS
WH	STARBUCKS WAREHOUSE (3PL)
VD	STARBUCKS VENDOR DIRECT
LC	LICENSEE

SITE SCHEDULE				
DESIGN ID	COUNT	DESCRIPTION	RESP	COMMENTS
XY003	11	NON-ILLUMINATED BOLLARD - HT. 600MM BLACK FINISH	GC	
XY200	1	CUSTOM CANOPY	GC	

NOTE:
INDICATED DT ELEMENTS ON PLAN ARE PART OF FIT-OUT. POWER, DUCTS AND BASE FOR DT ELEMENTS TO BE PROVIDED BY DEVELOPER.

NOTE:
INTEGRAL DETAILS TO BE CAPTURED BY SIGNAGE SUPPLIER

CM TO ADVISE CONFIRM ALL DIMENSIONS TO STARBUCKS DESIGN

ARCHITECTURAL SITE PLAN NOTES

- REFER TO EXTERIOR ELEVATIONS ON SHEET A-2001 FOR BUILDING SIGNAGE LOCATION AND DESIGN ID. SEE ELECTRICAL DETAILS FOR ALL ASSOCIATED POWER REQUIREMENTS
- LANDLORD TO BE PROVIDED WITH DRIVE-THRU DETECTION LOOP PRIOR TO DRIVE-THRU LANE CONSTRUCTION
- DRIVE-THRU EQUIPMENT INCLUDING VEHICLE DETECTION LOOP, WIRELESS COMMUNICATION AND MONITORS COORDINATED BY STARBUCKS CONSTRUCTION MANAGER/PROJECT MANAGER REFER TO ELECTRICAL SPECIFICATIONS FOR ELECTRICAL REQUIREMENTS
- LANDLORD TO BE PROVIDED WITH ENGINEERING DRAWINGS FOR ALL SIGNAGE BASES. SIGNAGE CONTRACTOR TO PROVIDE SITE DRAWINGS SHOWING SIGN TYPE AND LAYOUT
- GENERAL CONTRACTOR TO APPLY CONCRETE SEALER TO ALL EXTERIOR CONCRETE PATIO AND WALKWAY SURFACES.
- SEE ARCHITECTURAL SITE DETAIL FOR FURTHER INFORMATION

SHEET NOTES

- PROVIDE PROTECTIVE BOLLARDS ON BOTH SIDES OF EXTERIOR ELECTRICAL/UTILITY SERVICE ADJACENT TO VEHICULAR TRAFFIC. EXAMPLES INCLUDE FIRE STAND PIPE, GAS AND ELECTRICAL METERS, SITE TRANSFORMERS, ETC.

DT SITE SIGNAGES LEGEND:



NOTE:
LOGO DISK ONLY, NO DRIVE THRU SIGNAGE

1 POLE SIGN



2 CHEVRON DRIVING SIGN ON ROAD SURFACE

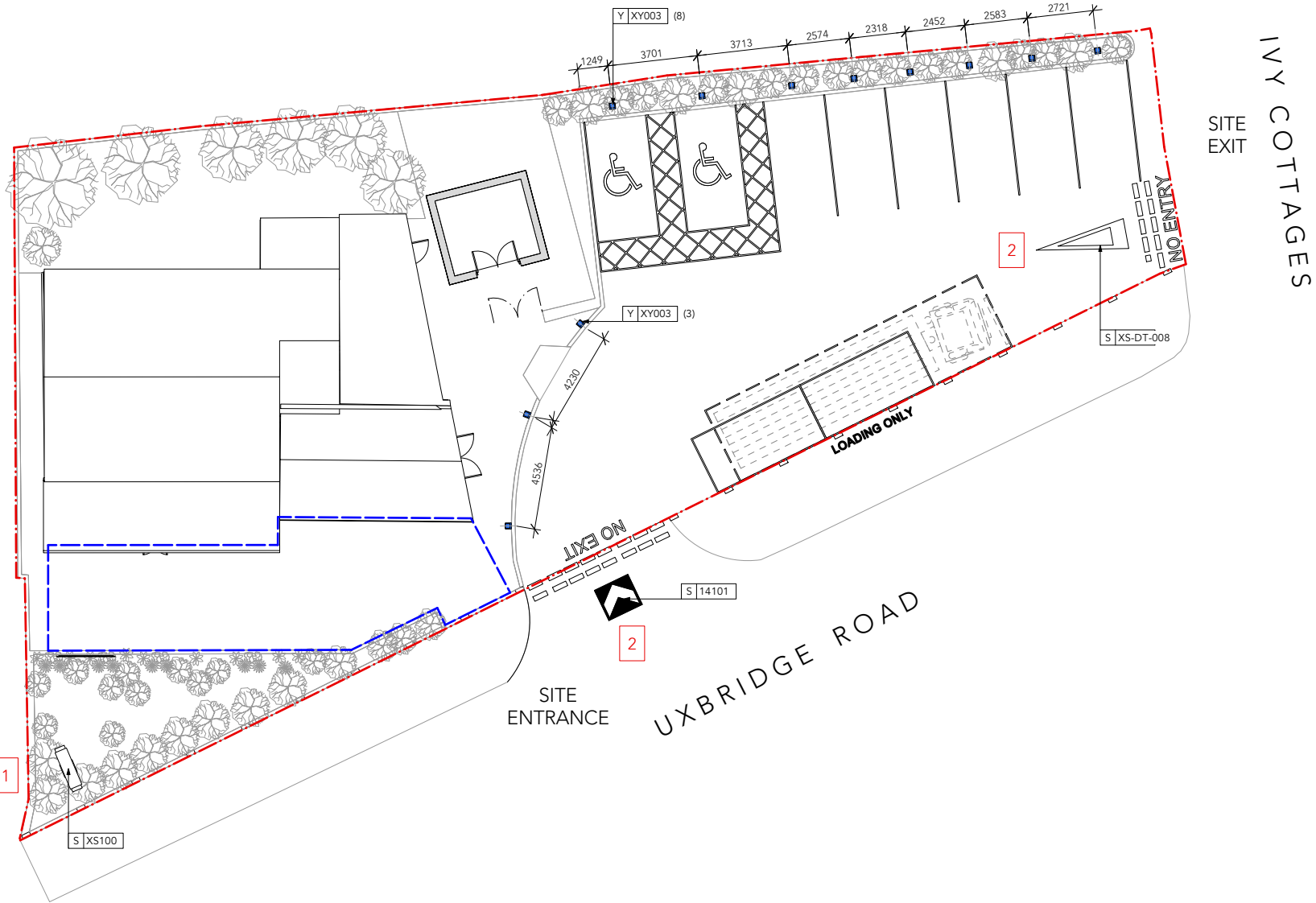
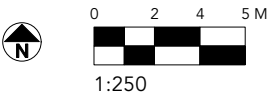
OUTDOOR LIGHTING LEGEND:



Tall Bollard, Outdoor Light
Luce & Light Linear 4.1, 16W
LED colour: 3000K
Height: 800mm, Anthracite Finish



Tall Bollard, Non Illuminated
Height: 800mm, Anthracite Finish



1 SITE ELEMENT AND LIGHTING PLAN
Scale: 1:250



STARBUCKS COFFEE COMPANY

2401 UTAH AVENUE SOUTH
SEATTLE, WASHINGTON 98134
(206) 318-1575

DRAWINGS AND SPECIFICATIONS ARE CONFIDENTIAL AND SHALL REMAIN THE SOLE PROPERTY OF STARBUCKS CORPORATION, WHICH IS THE OWNER OF THE COPYRIGHT IN THIS WORK. THEY SHALL NOT BE REPRODUCED (IN WHOLE OR IN PART), SHARED WITH THIRD PARTIES OR USED IN ANY MANNER ON OTHER PROJECTS OR EXTENSIONS TO THIS PROJECT WITHOUT THE PRIOR WRITTEN CONSENT OF STARBUCKS CORPORATION. THESE DRAWINGS AND SPECIFICATIONS ARE INTENDED TO EXPRESS DESIGN INTENT FOR A PROTOTYPICAL STARBUCKS STORE (WHICH IS SUBJECT TO CHANGE AT ANYTIME) AND DO NOT REFLECT ACTUAL SITE CONDITIONS. NEITHER PARTY SHALL HAVE ANY OBLIGATION NOR LIABILITY TO THE OTHER (EXCEPT STATED ABOVE) UNTIL A WRITTEN AGREEMENT IS FULLY EXECUTED BY BOTH PARTIES.

STARBUCKS TEMPLATE VERSION EMEA 2019_01

ARCHITECT OF RECORD

THIS DRAWING IS A DESIGN DEVELOPMENT DOCUMENT. SITE SPECIFIC MODIFICATIONS MADE UNDER THE RESPONSIBLE CHARGE OF THE ARCHITECT AND/OR ENGINEER-OF-RECORD WILL BE REQUIRED PRIOR TO USING THIS DOCUMENT FOR BIDDING, PERMITTING, OR CONSTRUCTION.

PROJECT NAME:
UXBRIDGE UXBRIDGE ROAD

PROJECT ADDRESS:
UK
UXBRIDGE
8 UXBRIDGE ROAD, UXBRIDGE, UB10 0LG

STORE #
PROJECT # 98448-001
PLAYBOOK FORMAT DRIVE-TO

INITIAL ISSUE DATE 11/11/22
DESIGN MANAGER TARALYN WESTMORE
PROJECT DESIGNER TOM HOBBS
CHECKED BY

REVISION SCHEDULE

REV	DATE	BY	DESCRIPTION

SHEET TITLE:

Site Elements and Ligting Plan

SCALE: AS SHOWN (@A3)

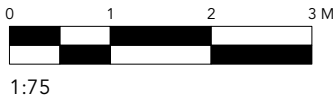
L-1003

DESIGN DEVELOPMENT ONLY - NOT INTENDED FOR CONSTRUCTION

Y		SITE SCHEDULE		
DESIGN ID	COUNT	DESCRIPTION	RESP	COMMENTS
XY003	11	NON-ILLUMINATED BOLLARD - HT. 600MM BLACK FINISH	GC	
XY200	1	CUSTOM CANOPY	GC	

GENERAL NOTES

1. PROVIDE 75MM HIGH BLACK ACRYLIC STORE ADDRESS ON GLAZING OR PER LOCAL JURISDICTIONAL CODE REQUIREMENTS
2. CM TO CONFIRM ALL DIMENSIONS ON SITE AND ADVISE STARBUCKS OF ANY CHANGES



DRAWINGS AND SPECIFICATIONS ARE CONFIDENTIAL AND SHALL REMAIN THE SOLE PROPERTY OF STARBUCKS CORPORATION. THIS IS THE OWNER OF THE COPYRIGHT IN THIS DESIGN AND IT IS NOT TO BE REPRODUCED (IN WHOLE OR IN PART), SHARED WITH THIRD PARTIES OR USED IN ANY MANNER ON OTHER PROJECTS OR EXTENSIONS TO THIS PROJECT WITHOUT THE PRIOR WRITTEN CONSENT OF STARBUCKS CORPORATION. THESE DRAWINGS ARE SPECIFICALLY FOR THE PURPOSE OF EXPRESS DESIGN INTENT FOR A PROTOTYPAL STARBUCKS STORE (WHICH IS SUBJECT TO CHANGE AT ANY TIME) AND DO NOT REFLECT ACTUAL SITE CONDITIONS. NEITHER PARTY HAS ANY OBLIGATION NOR LIABILITY TO THE OTHER PARTY TO ENTER INTO A WRITTEN AGREEMENT IS FULLY EXECUTED BY BOTH PARTIES.

STARBUCKS TEMPLATE VERSION EMEA 2019_01

ARCHITECT OF RECORD

THIS DRAWING IS A DESIGN DEVELOPMENT DOCUMENT. SITE SPECIFIC MODIFICATIONS MADE UNDER THE RESPONSIBLE CHARGE OF THE ARCHITECT AND/OR ENGINEER-OF-RECORD WILL BE REQUIRED PRIOR TO USING THIS DOCUMENT FOR BIDDING, PERMITTING, OR CONSTRUCTION.

DESIGN DEVELOPMENT ONLY - NOT INTENDED FOR CONSTRUCTION

UXBRIDGE UXBRIDGE ROAD

PROJECT ADDRESS:

UXBRIDGE
8 UXBRIDGE ROAD, UXBRIDGE, UB10 0LG

STORE #	
PROJECT #	98448-001
PLAYBOOK FORMAT	DRIVE-TO

INITIAL ISSUE DATE	11/11/22
DESIGN MANAGER	TARALYN WESTMORE
PROJECT DESIGNER	TOM HOBBS
CHECKED BY	

REVISION SCHEDULE

REV	DATE	BY	DESCRIPTION

SHEET TITLE:

Exterior Elevations

A-2001