WISH ARCHITECTS LTD.
YOUR WISH IS OUR DESIGN
T: 0121 751 7866 | M: 0751 365 1786 | E: studio@wisharchitects.co.uk | W: www.wisharchitects.co.uk

PROPOSED MATERIALS & FINISHES:

Black Slate Tiles to Dormer elevations (to match existing First Floor Bay Window)

Proposed Flat (2 Deg. Pitched) Roofs: Bitumen Roof

Proposed Sloped Roof (Tiles): All new sloped roof tiles to match existing roof tiles

Proposed Windows: All new windows to be White uPVC Double Glazed windows (to match existing)

THE FOLLOWING CONDITIONS MUST BE MET:

The materials used in any exterior work shall be of a similar appearance to those used in the construction of the exterior of the existing dwellinghouse
The enlargement shall be constructed so that (i) other than in the case of a hip-to-gable enlargement or an enlargement which joins the original roof to the roof of a rear or side extension (aa) the eaves of the original roof are maintained or reinstated; and (bb) the edge of the enlargement closest to the eaves of the original roof shall, so far as practicable, be not less than 0.2 metres from the eaves, measured along the roof slope from the outside edge of the eaves; and (ii) other than in the case of an enlargement which joins the original roof to the roof of a rear or side extension, no part of the enlargement extends beyond the outside face of any external wall of the original dwellinghouse

CALCULATIONS:

Volume of Rear Dormer: (5.78 x 3.66 x 2.53)/2 = 26.76 m3
Volume of Hip to Gable: (8.8 x 4.7 x 3)/6 = 20.68 m3
Total volume: 26.76 + 20.68 = 47.4 m3 < 50 m3

NOTES:
Copyright Wish Architects Ltd. No implied licence exists. Contractors must verify all dimensions on site before commencing any work or shop drawings. This drawing is not to be scaled. Use figured dimensions only. Subject to statutory approvals and survey. Building areas are liable to adjustment over the course of the design process due to the ongoing construction detailing developments. All structural elements are indicative. All structural elements to be checked and approved by qualified Structural Engineer before any construction work commences. Please note the information contained within this drawing is solely for the benefit of the employer and should not be relied upon by third parties.

0 1 2 3 4 5
GRAPHIC SCALE 1:50

North

1 Existing Ground Floor Plan-(Unchanged)
1 : 50

2 Existing First Floor Plan
1 : 50

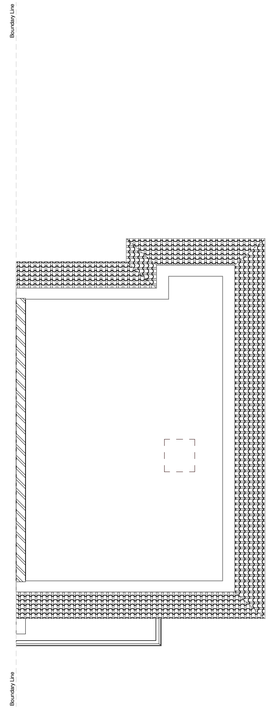

3 Existing Loft Floor Plan
1 : 50

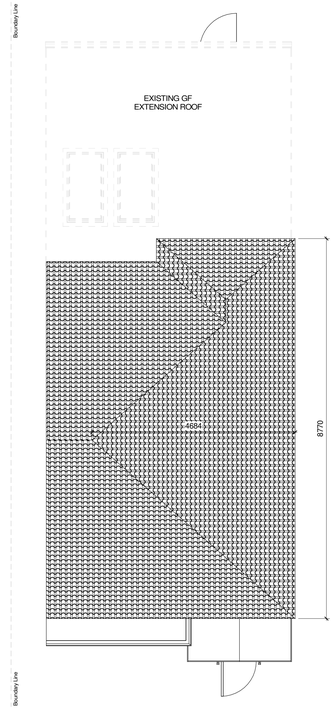

4 Existing Loft Roof Plan
1 : 50

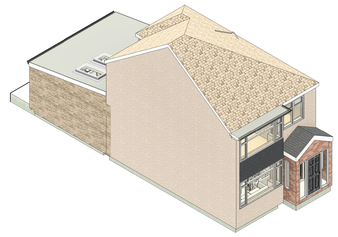

9 Existing Isometric View (Front)



10 Existing Isometric View (Rear)

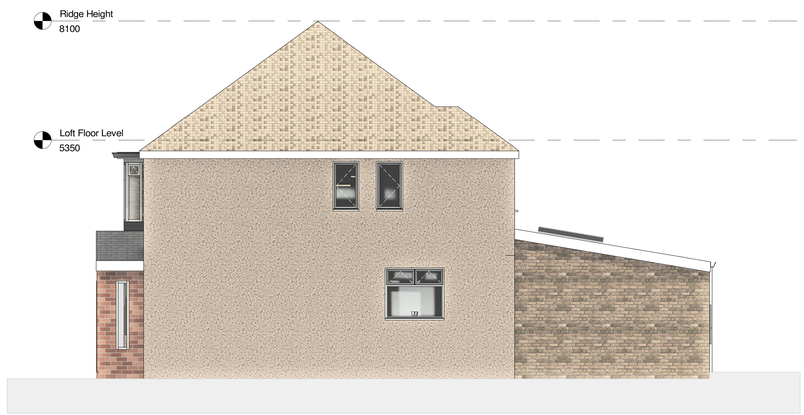

7 Existing East Elevation
1 : 50

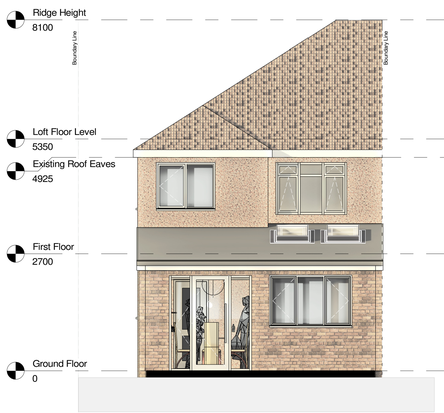

5 Existing North Elevation
1 : 50

6 Existing South Elevation
1 : 50

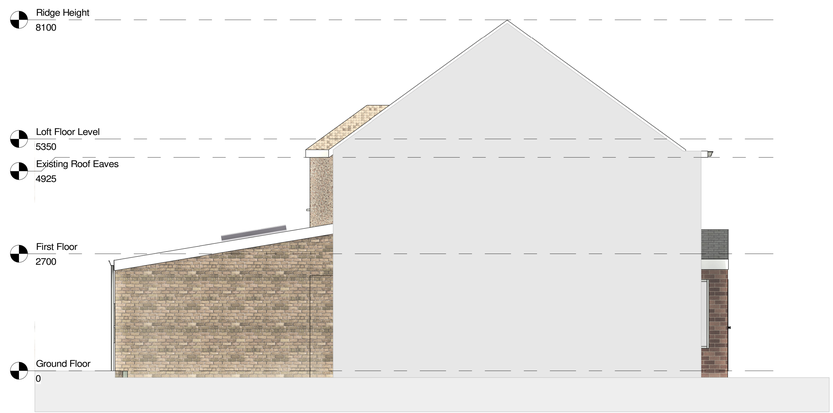

8 Existing West Elevation
1 : 50

Rev	Revision Description	Date	Author/ Reviewer

Project	Client	Drawing Title	Scale	Size	Date	Project	Number	Rev.
26 Crosier Way, Ruislip, HA4 6HF	Mr A Latif	Existing Plans & Elevations	1 : 50	A0	18/11/24	0795	A101	