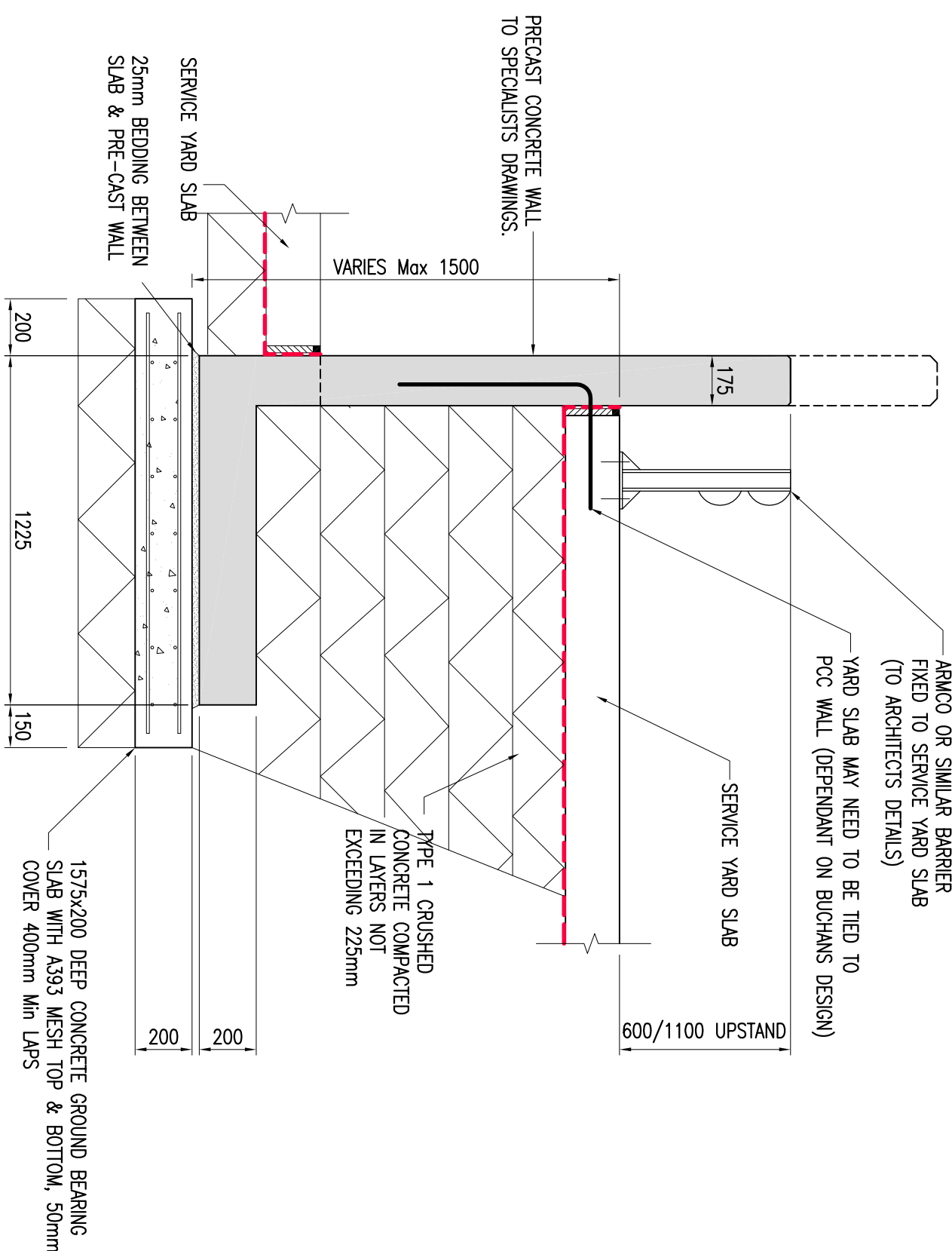


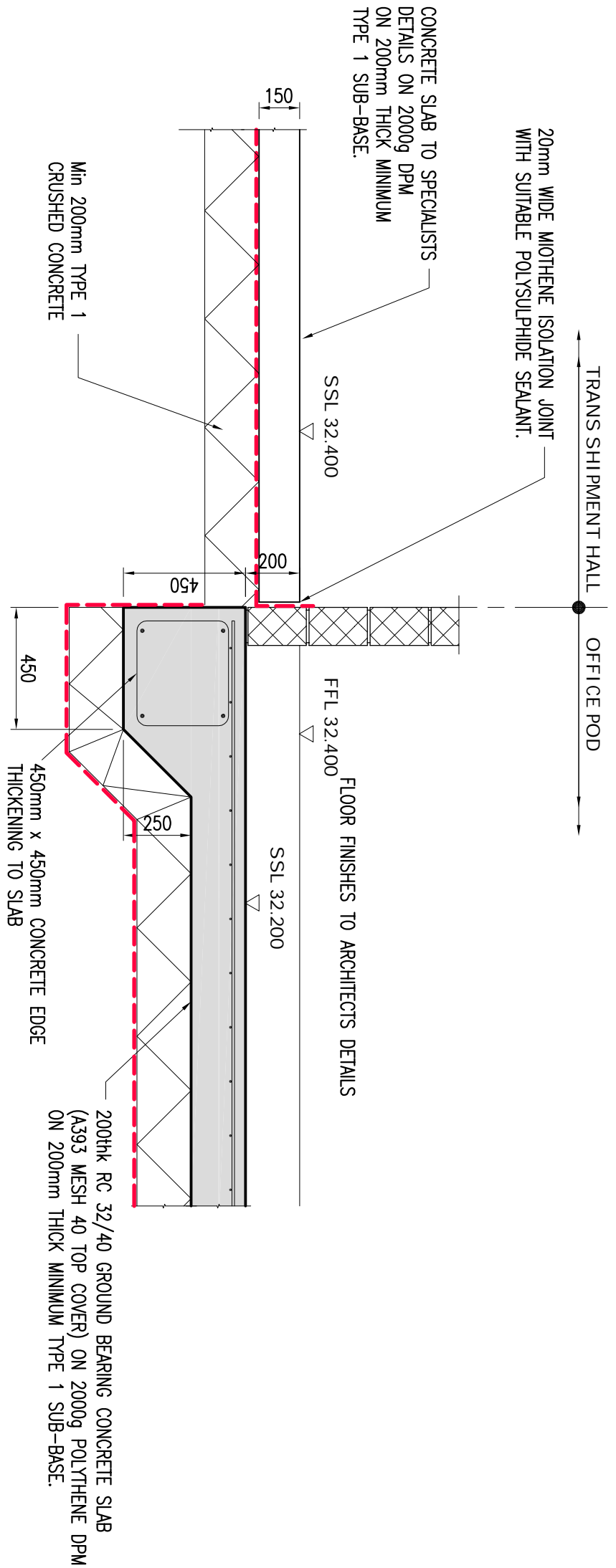
GENERAL NOTES

1. THIS DRAWING TO BE READ IN CONJUNCTION WITH ALL SPECIFICATIONS AND ALL RELEVANT ARCHITECTS, ENGINEERS, SERVICES AND SPECIALIST DRAWINGS.
2. THE WORKS DESCRIBED AND SPECIFIED ON THIS DRAWING AND ASSOCIATED DRAWINGS SHALL BE UNDERTAKEN IN ACCORDANCE WITH ALL CURRENT HEALTH AND SAFETY LEGISLATION. REFERENCE SHALL BE MADE TO THE PROJECT HEALTH & SAFETY PLAN PREPARED BY THE PLANNING SUPERVISOR FOR THE PROJECT.
3. WHERE NOTES ON THIS DRAWING DIFFER FROM THE SPECIFICATION, CLARIFICATION SHOULD BE SOUGHT FROM THE ENGINEER.
4. DO NOT SCALE THIS DRAWING - IF IN DOUBT - ASK
5. ALL DIMENSIONS AND LEVELS SHOWN ON THIS DRAWING ARE BASED ON THE ARCHITECT'S DRAWINGS AND THE CONTRACTOR IS TO SATISFY HIMSELF THAT DIMENSIONS, LEVELS, ETC. ARE SUFFICIENTLY ACCURATE AND COMPLETE FOR FABRICATION. WITHIN THE SPECIFIED TOLERANCES OF ALL PREFABRICATED ELEMENTS. FOR DIMENSIONS AND LEVELS NOT SHOWN, REFER TO THE ARCHITECT'S DRAWINGS.
6. ALL DIMENSIONS ARE IN MILLIMETRES UNLESS NOTED OTHERWISE.



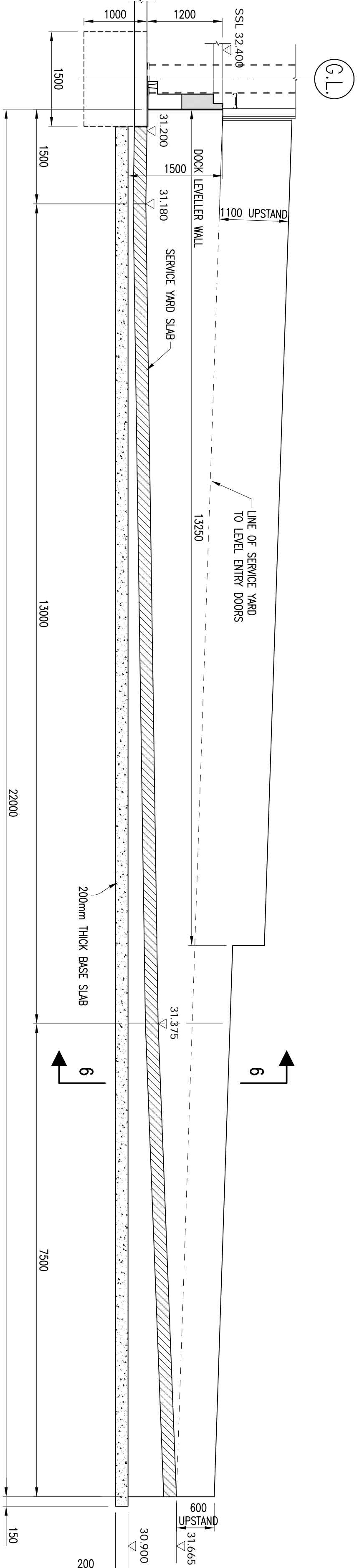
SECTION 6-6

Scale 1:20



SECTION 7-7

Scale 1:20



ELEVATION DOCK LEVELLER WING WALL

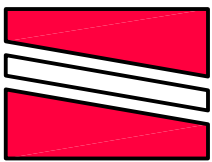
Scale 1:50



REV	DATE	DESCRIPTION	CHK	DRN
P1	02/09/13	PRELIMINARY ISSUE	TC	MD
NOTE: Where a 'P' revision applies, this drawing is NOT to be used for construction				

**T. R. COLLIER & ASSOCIATES.**  
CONSULTING ENGINEERS

Robbister House 275 Biddow Road  
Barnsley S70 2JN  
Telephone 01245 500360  
Facsimile 01245 500390  
Email [admin@trcollierassociates.co.uk](mailto:admin@trcollierassociates.co.uk)



PROJECT	PHASE 3 (Unit C)
TITLE	PROLOGIS PARK, HAYES
FOUNDATION SECTIONS - Sheet 2	Ref: Michael Sparks Associates 30587

ARCHITECT

MICHAEL SPARKS Associates

DRAWN	DESIGNED	CHECKED
MWD	TC	TC
DATE	SCALE	STATUS
Aug 2013	As Shown	Preliminary

2607-C-03

P1

