Scale 1 : 100

Scale 1 : 500

COPYRIGHT© 2025

ARCHITECTURE ®

info@nearch.co.uk

| | |
|---|---|
| REF | EA19-04-1002 |
| Address | 19 Elgood Avenue<br>Northwood<br>HA6 3QL |
| | Proposed<br>Plans & Elevations |
| Status | Planning Issue |
| Paper Size | A1 |
| Revision | 1st |
| Scale | 1:100 |
| Date | Aug-25 |

Legend

- Existing Wall
- New Wall
- Removed Wall
- Boundary Line
- Sound Separating Wall
- Proposed Extension
- Planting
- Hedge
- Lawn
- Permeable Paving
- Permeable Driveway
- Boundary Fence

Please note that construction must only commence once planning, building control and any other approvals have been received. It is the responsibility of the owner/contractor to commence prior to these approvals.

IMPORTANT GENERAL NOTE
The specification is to be read in conjunction with the plans/section details, and other associated Structural details as may be provided. All work is to be carried out to the Local Authority Planning and Building Regulations Approval, and the Codes of Practice and British Standards as necessary.
All dimensions, levels, sizes, positions and locations of particulars as indicated on drawings are to be verified by the appointed Contractor on site prior to engaging in works. Any discrepancies must be reported to the Architect/Surveyor/Engineer or responsible persons immediately. The Contractor is responsible for ensuring compliance with the CDM Regulations, and appropriate Health & Safety on site precautions.

**PARTY WALL ACT 1996**
**OWNERS MUST ENSURE ALL PARTY WALL AGREEMENTS ARE IN PLACE FOR ANY BUILDINGS WORKS ARE TO COMMENCE**

| Revision | Date | Description |
|---|---|---|
| | | |

Scale 1 : 50

Scale 1 : 1250

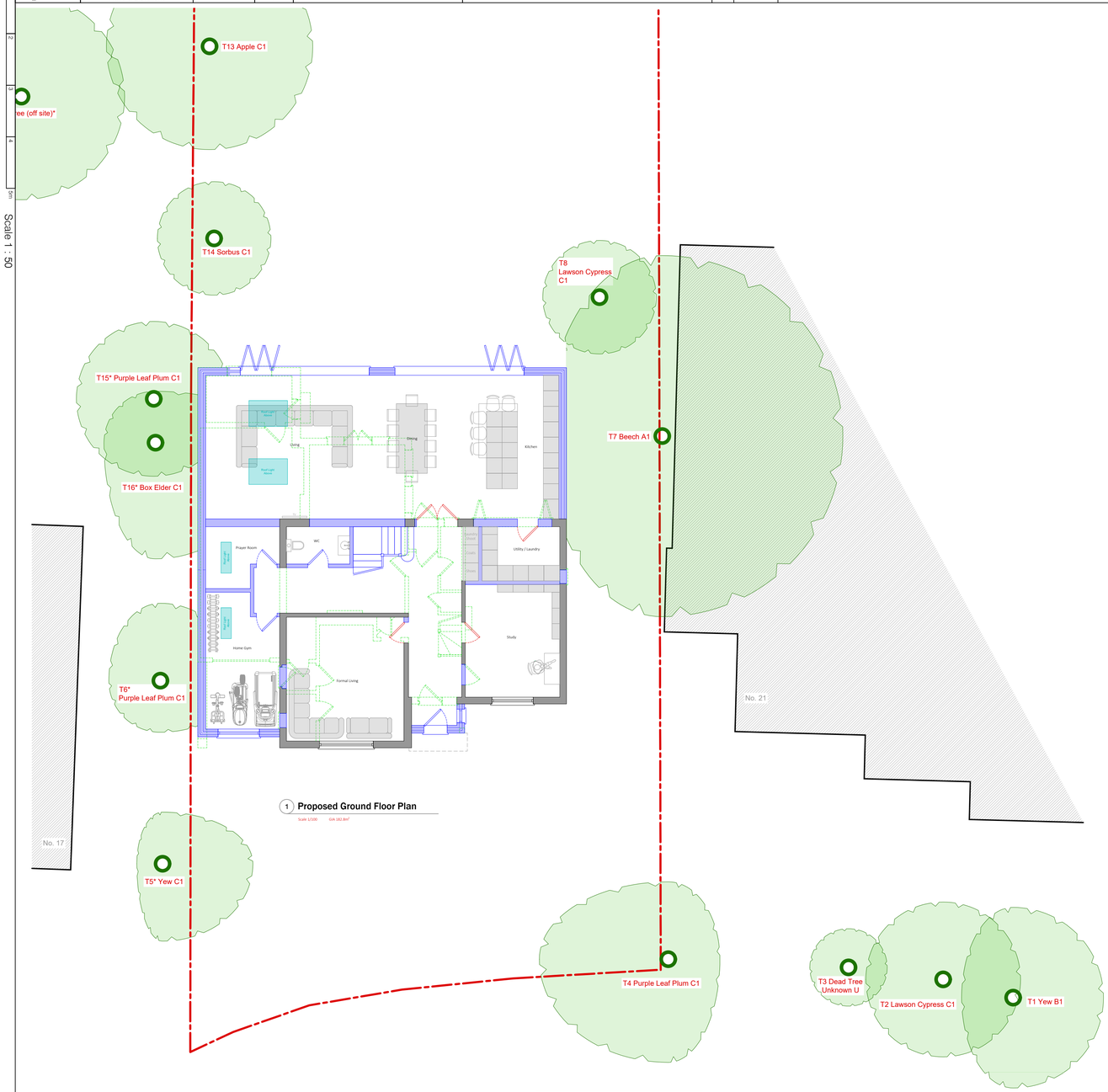


1 **Proposed Ground Floor Plan**

Scale 1/100 GIA 182.8m²

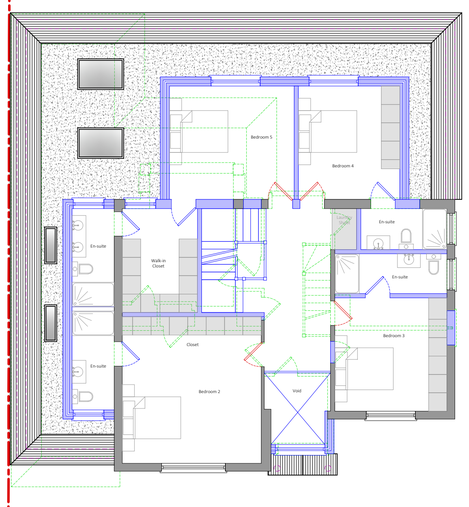


2 **Proposed First Floor Plan**

Scale 1/100 GIA 120.9m²

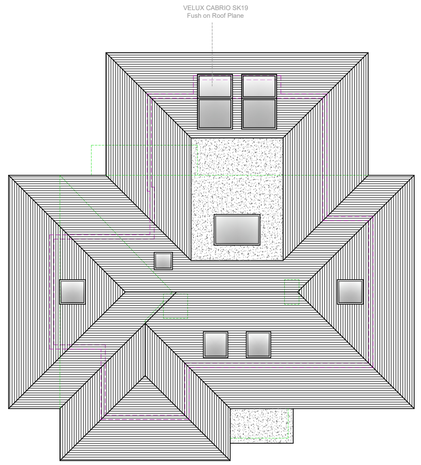


4 **Proposed Roof Plan**

Scale 1/100

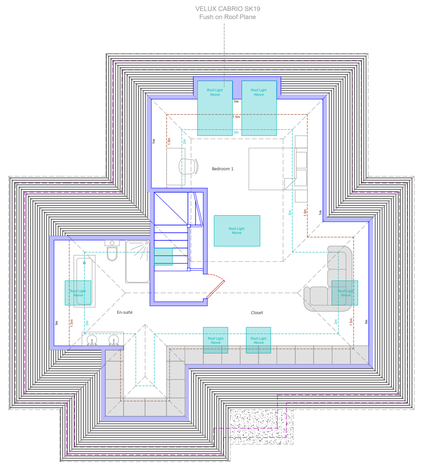


3 **Proposed Loft Floor Plan**

Scale 1/100 GIA 71.5m²

Proposed Extensions Remains the same
as previously Approved Under Ref: 18301/APP/2025/386
Except:
- Replacing 2 x Rear Facing Roof Lights in the Loft with larger VELUX Cabrio SK19 Flush on Roof Plane.

- 2no of Bi-folds instead of 3 on the Rear Elevation.

- Ground Floor Side Window Facing No.17 Omitted.

- 2no additional Roof Lights above the single storey side extension

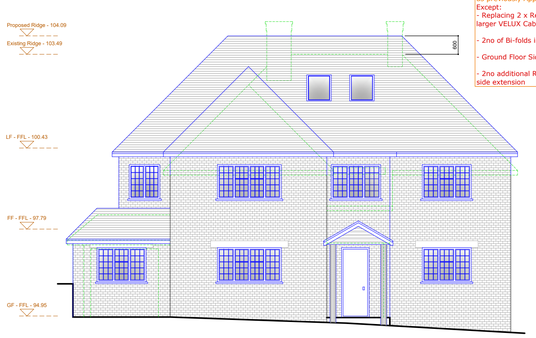


5 **Proposed Front Elevation**

Scale 1/100

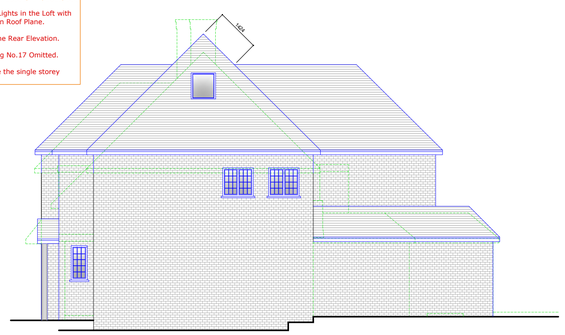


6 **Proposed Side Elevation**

Scale 1/100

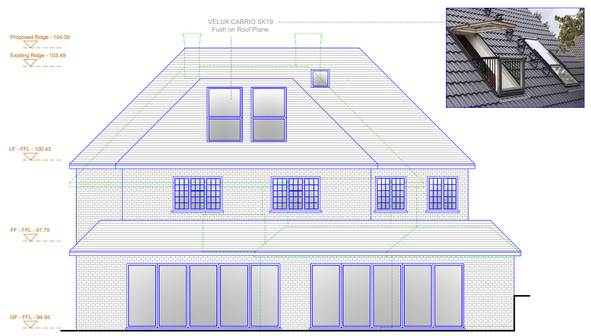




7 **Proposed Rear Elevation**

Scale 1/100

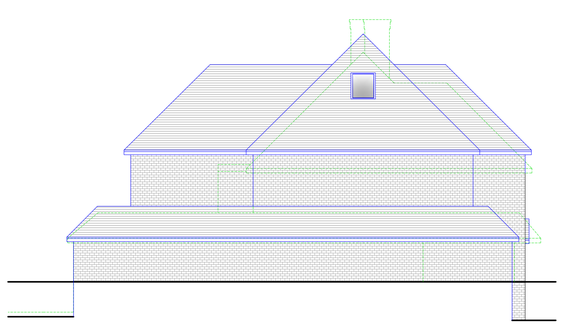

8 **Proposed Side Elevation**

Scale 1/100