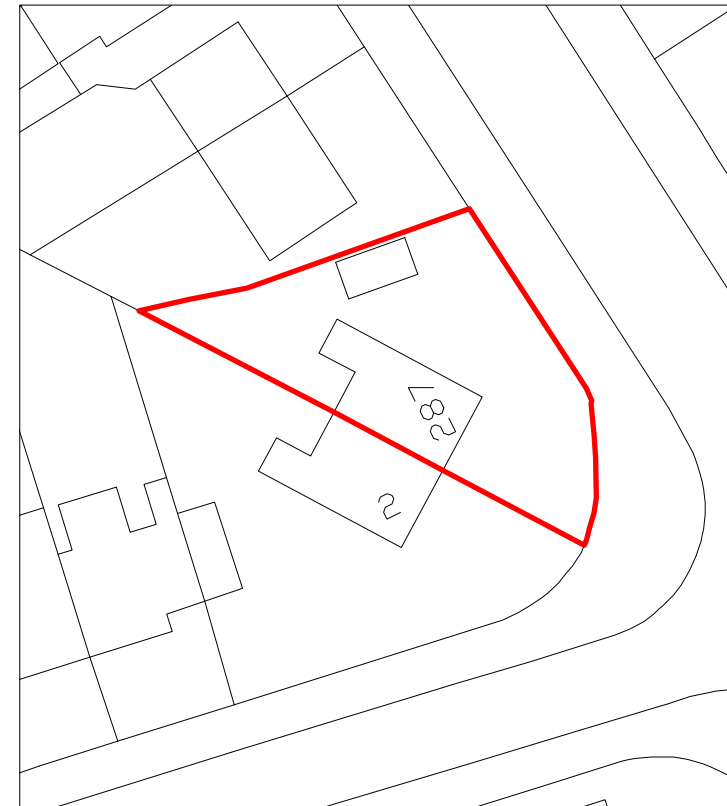

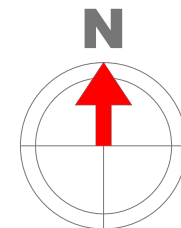




**Location Plan**  
Scale 1:1250



**Block Plan**  
Scale 1:500



**GENERAL NOTES:**

1. ALL DIMENSIONS ARE IN MILLIMETER.
2. VERIFY ALL DIMENSIONS AND CONDITIONS BEFORE BUILDING OR STARTING CONSTRUCTION. NOTIFY THE DESIGNER IMMEDIATELY OF ANY DISCREPANCY OR VARIATION.
3. ALL WORK TO COMPLY WITH CURRENT BUILDING REGULATIONS AND CODES OF PRACTICE

Title:

**Location &  
Block Plans**



Site Address

287 Lansbury Drive,  
Hayes. Middx.  
UB4 8RZ

Scale: 1:1250/500@A4

Date: 20/11/2025

Drawing No.:  
2025/173 -04

Drawn By:  
RO

Revision Date:


e.mail -  
faluckpatel@yahoo.com  
(M) +44 (0) 7871 466 254

**Faluck  
Patel**