

A black and white line drawing of a two-story house. The house features a chimney on the roof, a curved bay window on the ground floor, and a small porch. The drawing is a perspective view, showing the front and side of the house. The house is situated on a plot of land, with a road or path in the foreground. The drawing is a simple line art style, with no shading or texture.

A black and white line drawing of a two-story house, viewed from an isometric perspective. The house features a steep gabled roof with a chimney on the left side. The front facade has a central entrance with a small porch and a large window. To the right, there is a side extension with a flat roof and a large window. The house is surrounded by a low wall and a gate on the left side. The drawing is composed of simple lines and hatching for shading.



Fluent®
ARCHITECTURAL DESIGN SERVICES

FLUENT
ARCHITECTURAL DESIGN SERVICES









TEL: 0800 043 8838
E-MAIL: [INFO@FLUENT-ADS.CO.UK](mailto:info@fluent-ads.co.uk)
WEB: FLUENT-ADS.CO.UK

Existing Site Plan and 3D Views

Drawn by
D.Owolana

Rev	
-----	--

Key:

 Existing	 Proposed	 SVP		 Boundary line
 Existing drainage	 Proposed drainage		 Overhead	

0 4 8 12 16 20

GRAPHIC SCALE: 1:200

[illegible]