

NOTES

1. Do not scale from this drawing.
2. This drawing to be read & printed in colour.
3. This drawing is for illustrative purposes only.

KEY:

- HOARDING
- BANKSMAN

Rev	Details	Drawn	Checked	Date
...	...	...	...	...
REVISION HISTORY				
Status:	<input type="checkbox"/> Preliminary	<input type="checkbox"/> For Approval	<input type="checkbox"/> For Construction	
	<input checked="" type="checkbox"/> For Information	<input type="checkbox"/> For Tender	<input type="checkbox"/> As Built	

Client: Bouygues UK

Project: Rosedale College

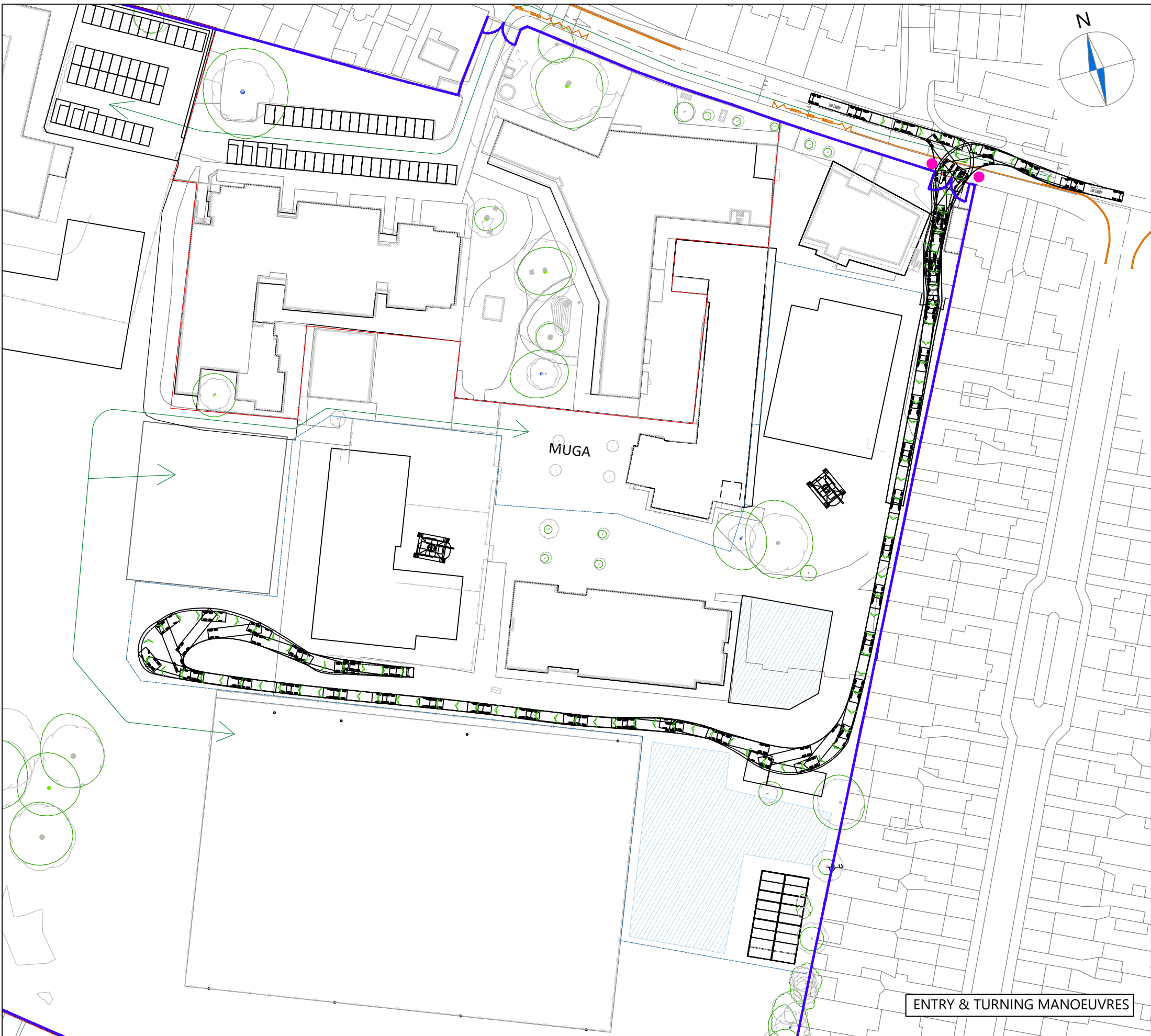
Drawing Title: Construction Plan Phase 3

Scale: 1:1250 Size: A3

Drawn by: HE Checked by: JT Date: 28.07.2023

**CANEPARO ASSOCIATES**  
Transport Planning & Highway Design  
21 Little Portland Street • London • W1W 8BT • Tel. 020 3617 8200

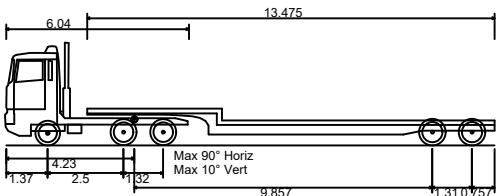
Scheme Ref:	Drawing No:	Sheet :	Rev:
CA5203	CT003	1 of 9	...



NOTES

- 1. Do not scale from this drawing.
- 2. This drawing to be read & printed in colour.
- 3. This drawing is for illustrative purposes only.

LOW LOADER



Overall Length	16.154m
Overall Width	2.520m
Overall Body Height	3.393m
Min Body Ground Clearance	0.318m
Max Track Width	2.500m
Lock to Lock Time	6.00s
Kerb to Kerb Turning Radius	6.990m



FORWARD MOVEMENTS ARE SHOWN  
IN BLACK (*design speed - 5kph*)



REVERSE MOVEMENTS ARE SHOWN  
IN BLUE (*design speed - 2.5kph*)

Rev	Details	REVISION HISTORY	Drawn	Checked	Date
-----	---------	------------------	-------	---------	------

Status: ☐ Preliminary ☐ For Approval ☐ For Construction  
☒ For Information ☐ For Tender ☐ As Built

Client:

Bouygues UK

Project:

Rosedale College

Drawing Title:

Swept Path Analysis using a  
16.15m Low Loader  
Phase 3

Scale: 1:750 Size: A3

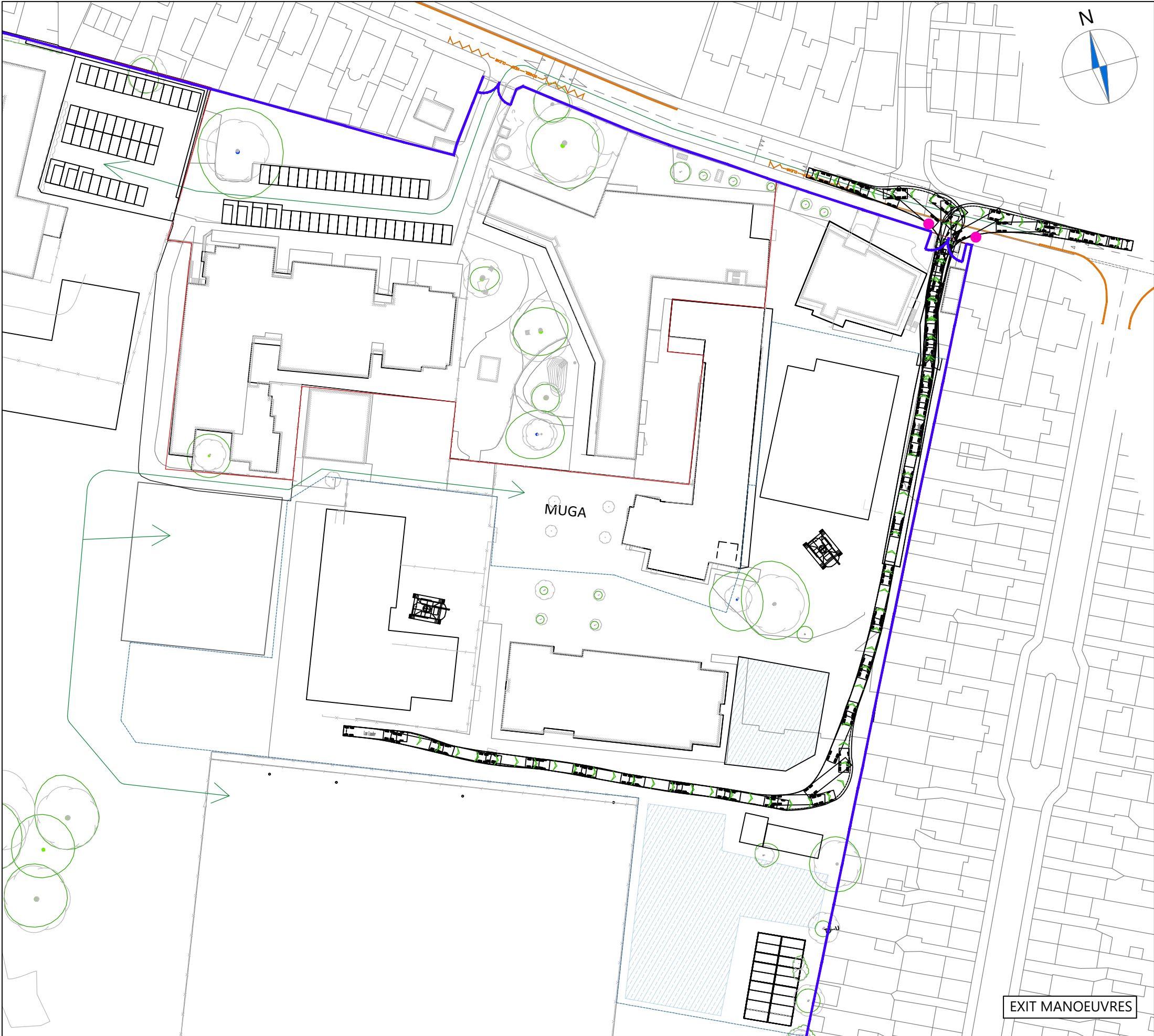
Drawn by: HE Checked by: JT Date: 28.07.2023



21 Little Portland Street • London • W1W 8BT • Tel. 020 3617 8200

Scheme Ref: CA5203 Drawing No: CT003 Sheet: 2 of 9 Rev: ...

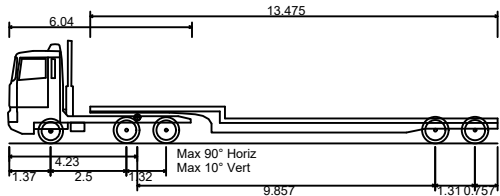




NOTES

- 1. Do not scale from this drawing.
- 2. This drawing to be read & printed in colour.
- 3. This drawing is for illustrative purposes only.

LOW LOADER



Overall Length	16.154m
Overall Width	2.520m
Overall Body Height	3.393m
Min Body Ground Clearance	0.318m
Max Track Width	2.500m
Lock to Lock Time	6.00s
Kerb to Kerb Turning Radius	6.990m

FORWARD MOVEMENTS ARE SHOWN IN BLACK (design speed - 5kph)

REVERSE MOVEMENTS ARE SHOWN IN BLUE (design speed - 2.5kph)

Rev	Details	REVISION HISTORY	Drawn	Checked	Date
Status:	<input type="checkbox"/> Preliminary	<input type="checkbox"/> For Approval	<input type="checkbox"/> For Construction		
	<input checked="" type="checkbox"/> For Information	<input type="checkbox"/> For Tender	<input type="checkbox"/> As Built		

Client:

Bouygues UK

Project:

Rosedale College

Drawing Title:

Swept Path Analysis using a 16.15m Low Loader  
Phase 3

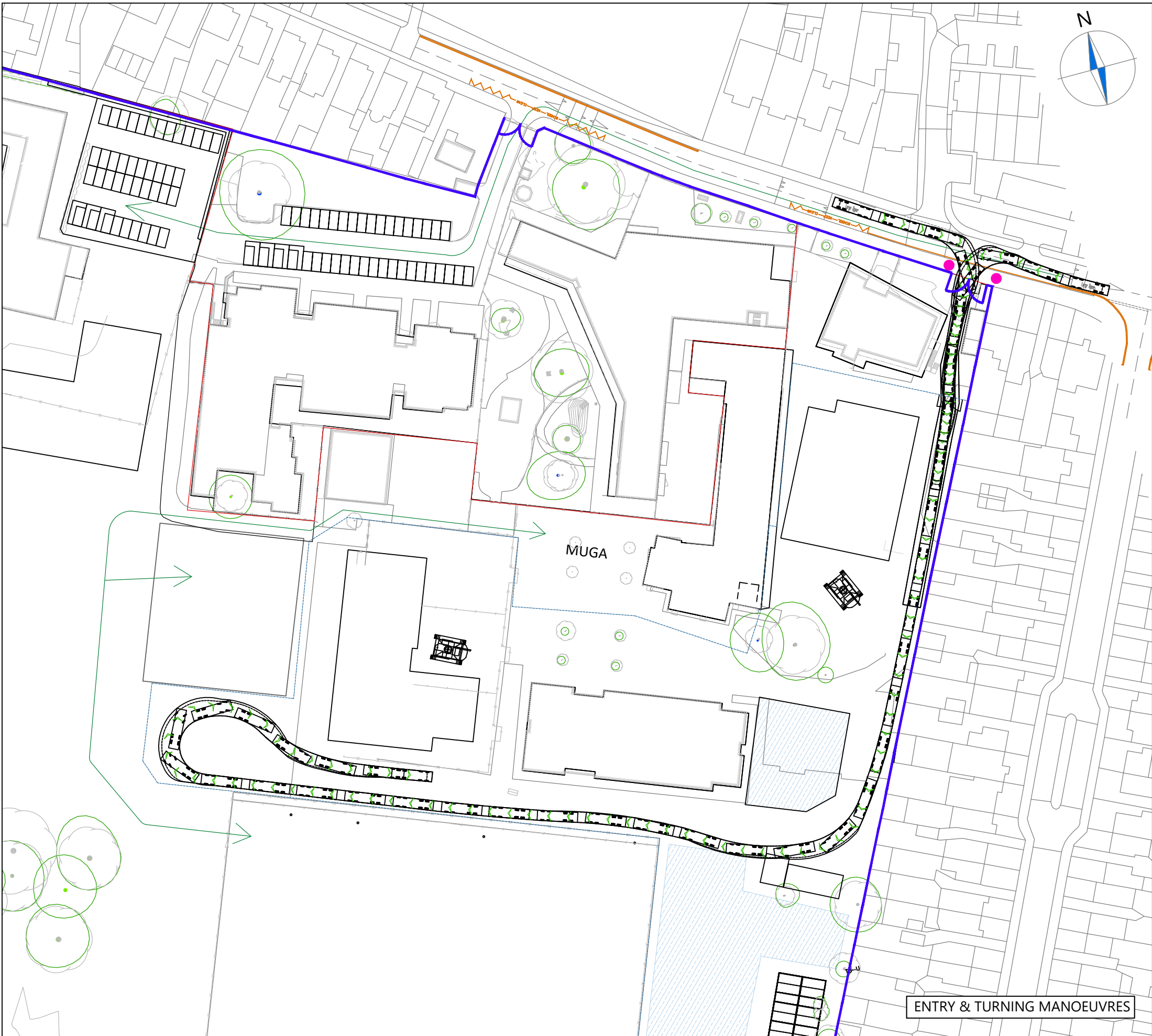
Scale: 1:1000 Size: A3

Drawn by: HE Checked by: JT Date: 28.07.2023



**CANEPARO**  
ASSOCIATES  
Transport Planning & Highway Design  
21 Little Portland Street • London • W1W 8BT • Tel. 020 3617 8200

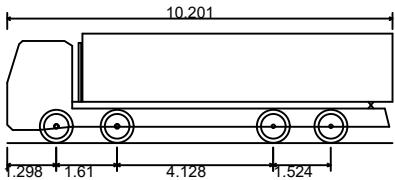
Scheme Ref:	Drawing No:	Sheet :	Rev:
CA5203	CT003	3 of 9	...



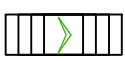
NOTES

- 1. Do not scale from this drawing.
- 2. This drawing to be read & printed in colour.
- 3. This drawing is for illustrative purposes only.

LARGE TIPPER



Overall Length 10.201m  
Overall Width 2.495m  
Overall Body Height 2.890m  
Min Body Ground Clearance 0.341m  
Track Width 2.471m  
Lock to Lock Time 6.00s  
Kerb to Kerb Turning Radius 11.550m



FORWARD MOVEMENTS ARE SHOWN  
IN BLACK (*design speed - 5kph*)



REVERSE MOVEMENTS ARE SHOWN  
IN BLUE (*design speed - 2.5kph*)

Rev	Details	Drawn	Checked	Date
...	...	...	...	...

REVISION HISTORY

Status: ☐ Preliminary ☐ For Approval ☐ For Construction  
☒ For Information ☐ For Tender ☐ As Built

Client:

Bouygues UK

Project:

Rosedale College

Drawing Title:

Swept Path Analysis using a  
10.2m Large Tipper  
Phase 3

Scale: 1:1000 Size: A3

Drawn by: HE Checked by: JT Date: 28.07.2023

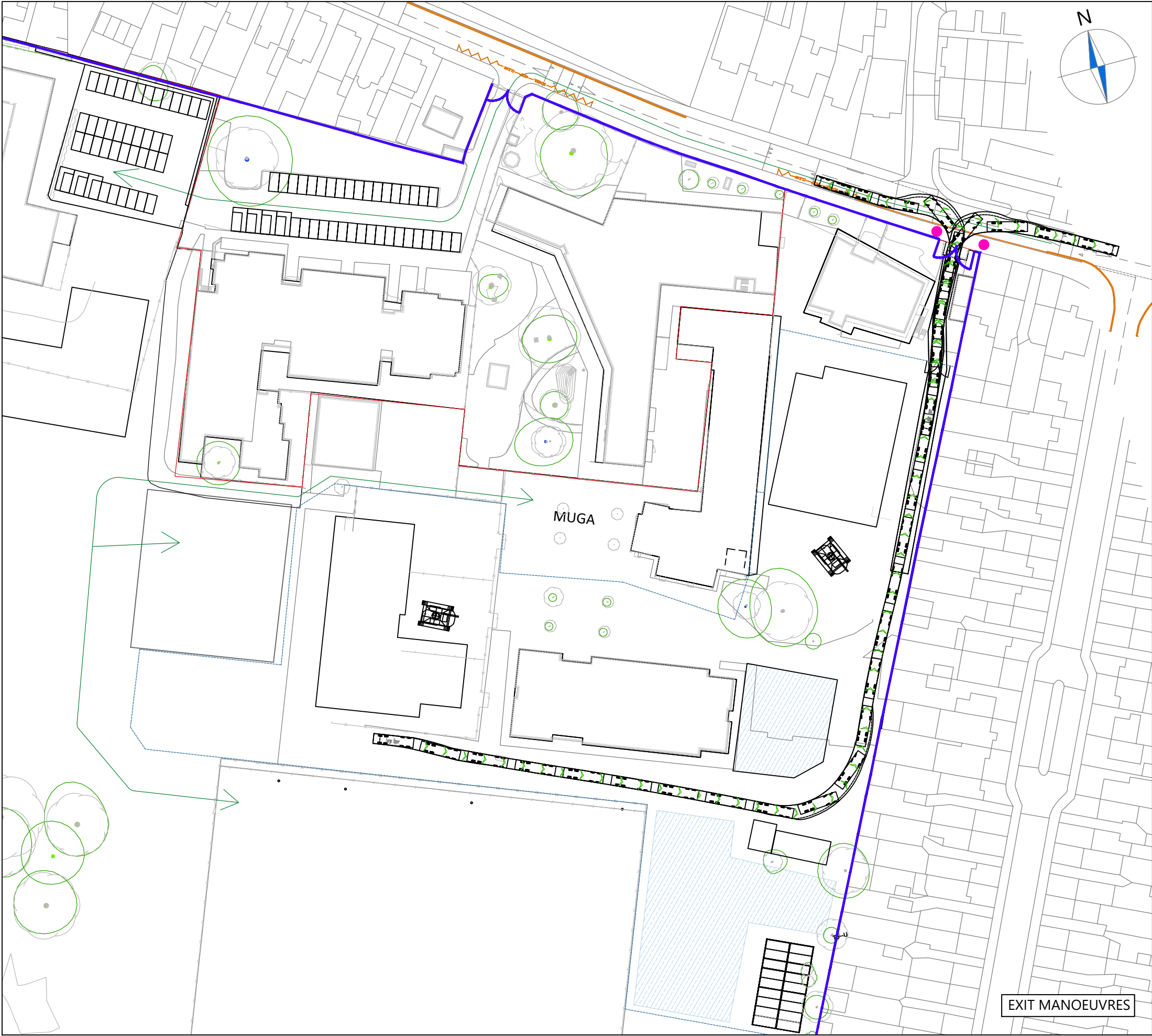


Transport Planning & Highway Design

21 Little Portland Street • London • W1W 8BT • Tel. 020 3617 8200

Scheme Ref: CA5203 Drawing No: CT003 Sheet: 4 of 7 Rev: ...

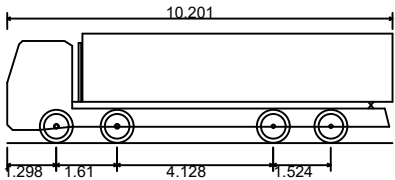




NOTES

- 1. Do not scale from this drawing.
- 2. This drawing to be read & printed in colour.
- 3. This drawing is for illustrative purposes only.

LARGE TIPPER



Overall Length 10.201m  
Overall Width 2.495m  
Overall Body Height 2.890m  
Min Body Ground Clearance 0.341m  
Track Width 2.471m  
Lock to Lock Time 6.00s  
Kerb to Kerb Turning Radius 11.550m



FORWARD MOVEMENTS ARE SHOWN  
IN BLACK (*design speed - 5kph*)



REVERSE MOVEMENTS ARE SHOWN  
IN BLUE (*design speed - 2.5kph*)

Rev	Details	Drawn	Checked	Date
...	...	...	...	...
REVISION HISTORY				
Status:				
	<input type="checkbox"/> Preliminary	<input type="checkbox"/> For Approval	<input type="checkbox"/> For Construction	
	<input checked="" type="checkbox"/> For Information	<input type="checkbox"/> For Tender	<input type="checkbox"/> As Built	

Client:

Bouygues UK

Project:

Rosedale College

Drawing Title:

Swept Path Analysis using a  
10.2m Large Tipper  
Phase 3

Scale:

1:1000

Size:

A3

Drawn by:

HE

Checked by:

JT

Date:

28.07.2023



Transport Planning & Highway Design

21 Little Portland Street • London • W1W 8BT • Tel. 020 3617 8200

Scheme Ref:

CA5203

Drawing No:

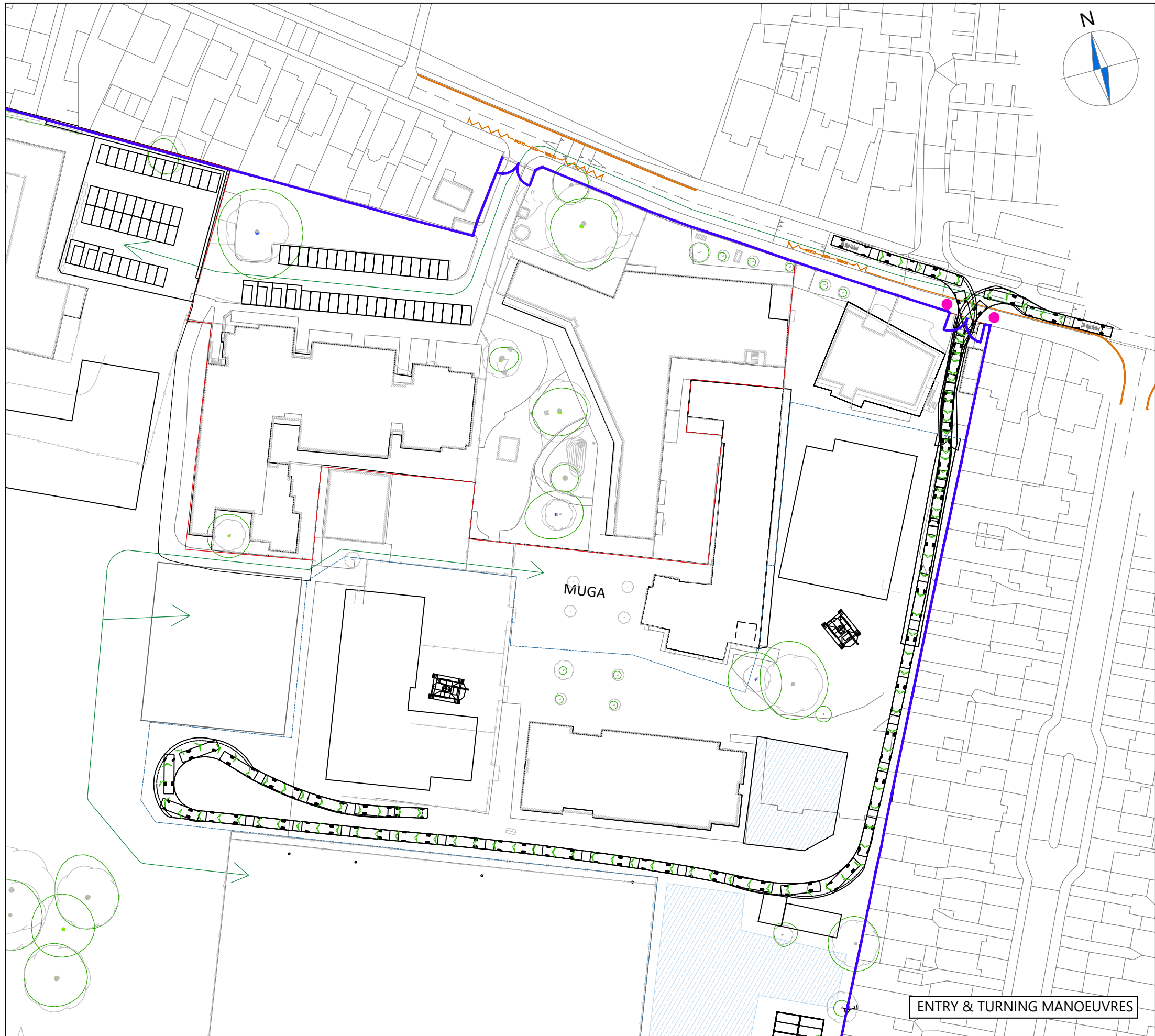
CT003

Sheet :

5 of 9

Rev:

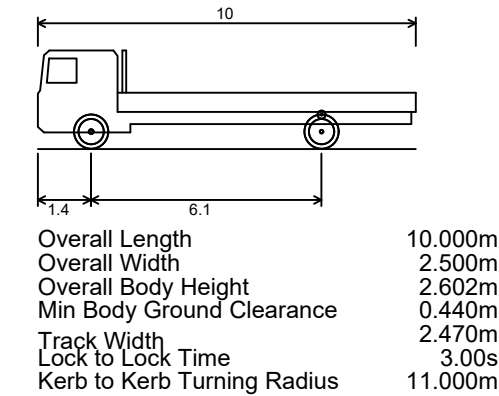
...



NOTES

- 1. Do not scale from this drawing.
- 2. This drawing to be read & printed in colour.
- 3. This drawing is for illustrative purposes only.

RIGID FLATBED



FORWARD MOVEMENTS ARE SHOWN IN BLACK (design speed - 5kph)

REVERSE MOVEMENTS ARE SHOWN IN BLUE (design speed - 2.5kph)

Rev	Details	Drawn	Checked	Date
REVISION HISTORY				
Status: <input type="checkbox"/> Preliminary <input type="checkbox"/> For Approval <input type="checkbox"/> For Construction <input checked="" type="checkbox"/> For Information <input type="checkbox"/> For Tender <input type="checkbox"/> As Built				

Client:

Bouygues UK

Project:

Rosedale College

Drawing Title:

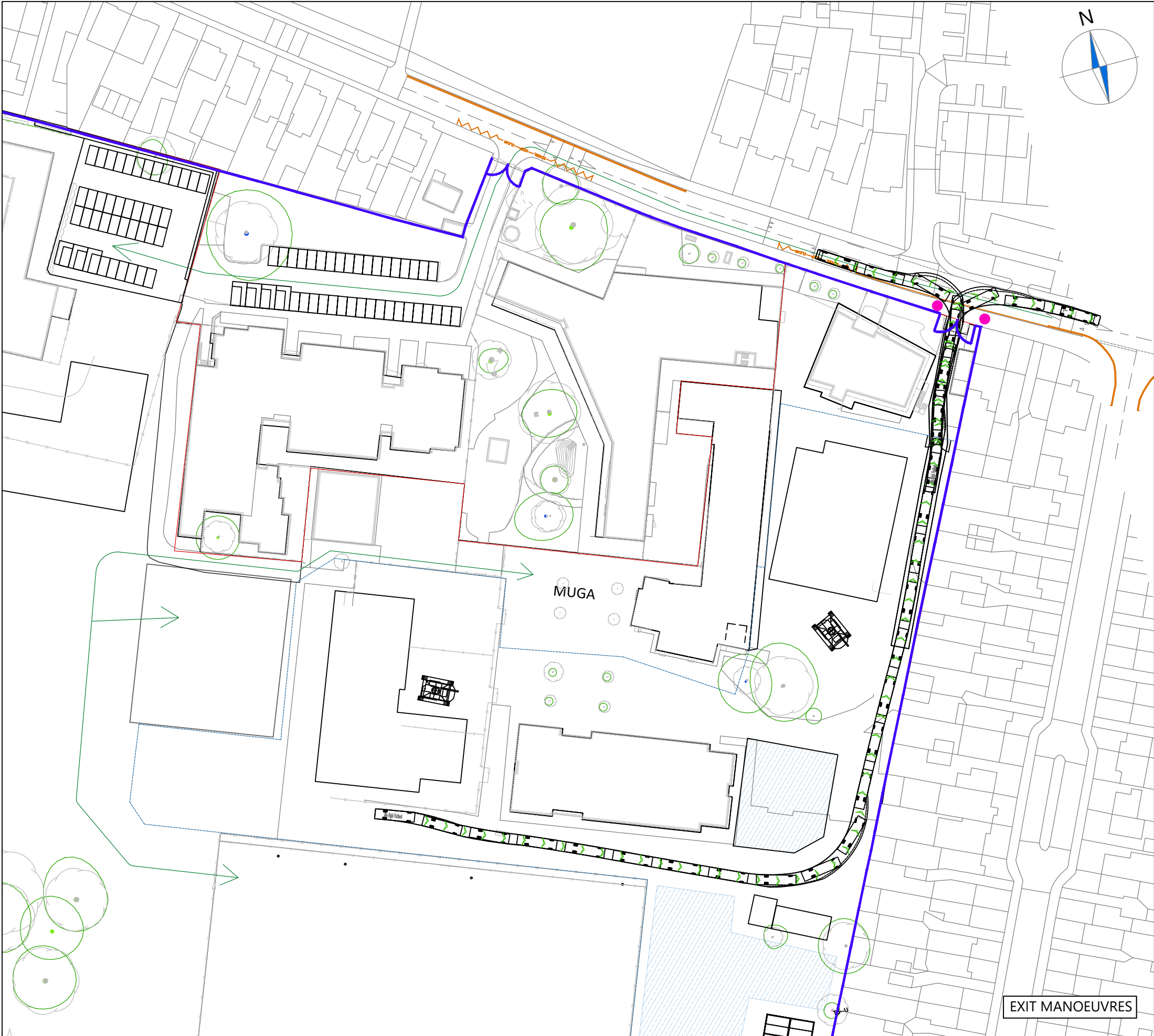
Swept Path Analysis using a 10m Rigid Flatbed Lorry Phase 3

Scale:	1:1000	Size:	A3
Drawn by:	HE	Checked by:	JT
		Date:	28.07.2023

**CANEPARO ASSOCIATES**  
Transport Planning & Highway Design  
21 Little Portland Street • London • W1W 8BT • Tel. 020 3617 8200

Scheme Ref:	Drawing No:	Sheet :	Rev:
CA5203	CT003	6 of 9	...

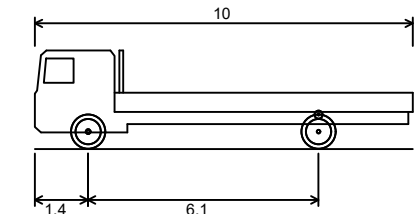




NOTES

- 1. Do not scale from this drawing.
- 2. This drawing to be read & printed in colour.
- 3. This drawing is for illustrative purposes only.

RIGID FLATBED



Overall Length	10.000m
Overall Width	2.500m
Overall Body Height	2.602m
Min Body Ground Clearance	0.440m
Track Width	2.470m
Lock to Lock Time	3.00s
Kerb to Kerb Turning Radius	11.000m

FORWARD MOVEMENTS ARE SHOWN IN BLACK (design speed - 5kph)

REVERSE MOVEMENTS ARE SHOWN IN BLUE (design speed - 2.5kph)

Rev	Details	Drawn	Checked	Date
-----	---------	-------	---------	------

REVISION HISTORY

Status:	<input type="checkbox"/> Preliminary	<input type="checkbox"/> For Approval	<input type="checkbox"/> For Construction
	<input checked="" type="checkbox"/> For Information	<input type="checkbox"/> For Tender	<input type="checkbox"/> As Built

Client:

Bouygues UK

Project:

Rosedale College

Drawing Title:

Swept Path Analysis using a 10m Rigid Flatbed Lorry  
Phase 3

Scale:

1:1000

Size:

A3

Drawn by:

HE

Checked by:

JT

Date:

28.07.2023



Transport Planning & Highway Design

21 Little Portland Street • London • W1W 8BT • Tel. 020 3617 8200

Scheme Ref:

CA5203

Drawing No:

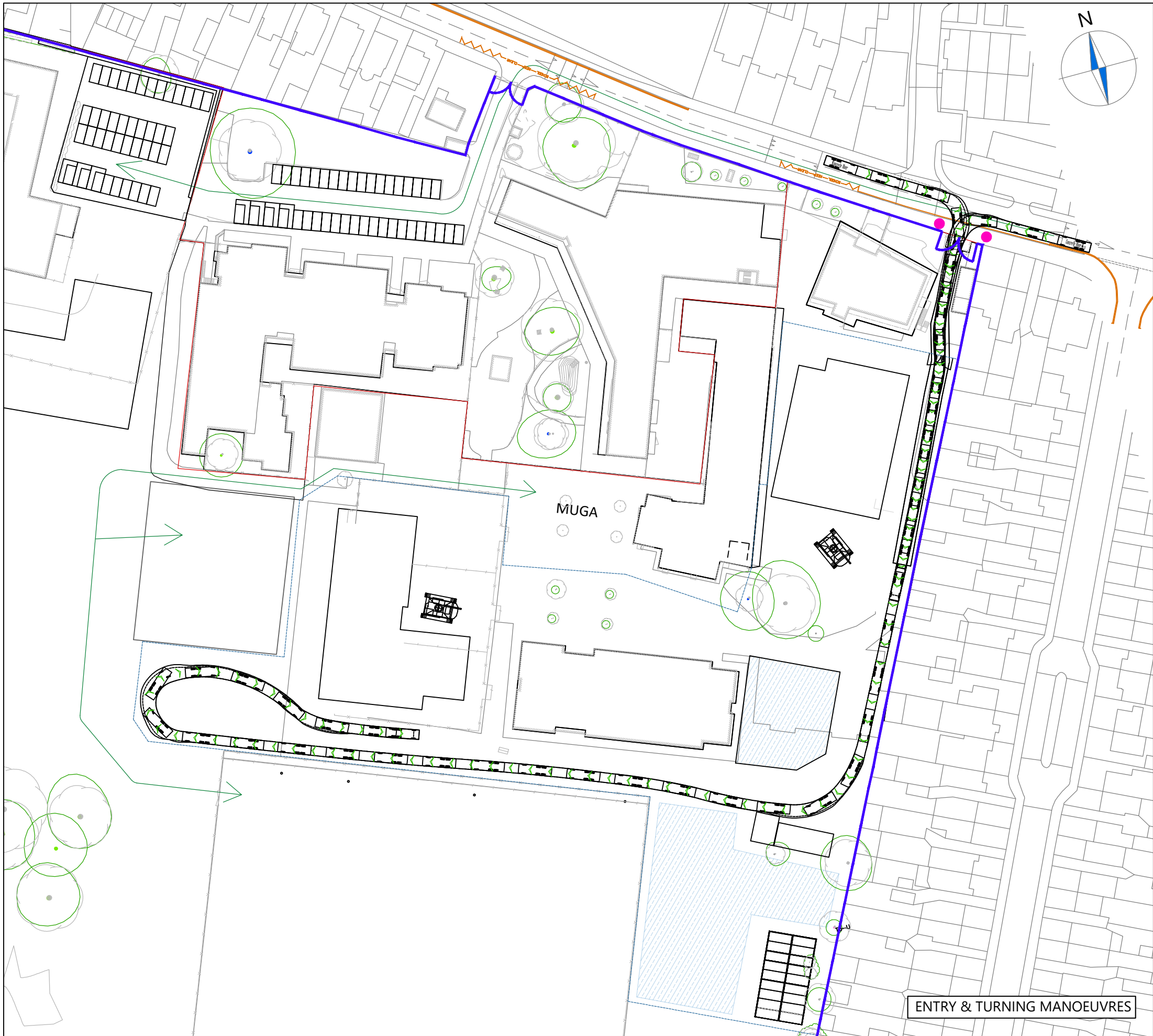
CT003

Sheet :

7 of 9

Rev:

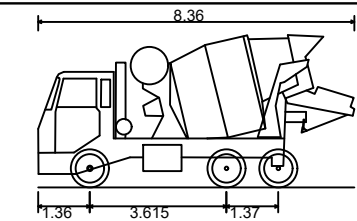
...



NOTES

- 1. Do not scale from this drawing.
- 2. This drawing to be read & printed in colour.
- 3. This drawing is for illustrative purposes only.

CONCRETE MIXER



Overall Length	8.360m
Overall Width	2.390m
Overall Body Height	4.027m
Min Body Ground Clearance	0.358m
Max Track Width	2.413m
Lock to Lock Time	6.00s
Kerb to Kerb Turning Radius	8.210m

FORWARD MOVEMENTS ARE SHOWN IN BLACK (design speed - 5kph)

REVERSE MOVEMENTS ARE SHOWN IN BLUE (design speed - 2.5kph)

Rev	Details	REVISION HISTORY	Drawn	Checked	Date
-----	---------	------------------	-------	---------	------

Status: ☐ Preliminary ☐ For Approval ☐ For Construction ☒ For Information ☐ For Tender ☐ As Built

Client:

Bouygues UK

Project:

Rosedale College

Drawing Title:

Swept Path Analysis using an 8.36m Concrete Mixer Phase 3

Scale: 1:1000 Size: A3

Drawn by: HE Checked by: JT Date: 28.07.2023

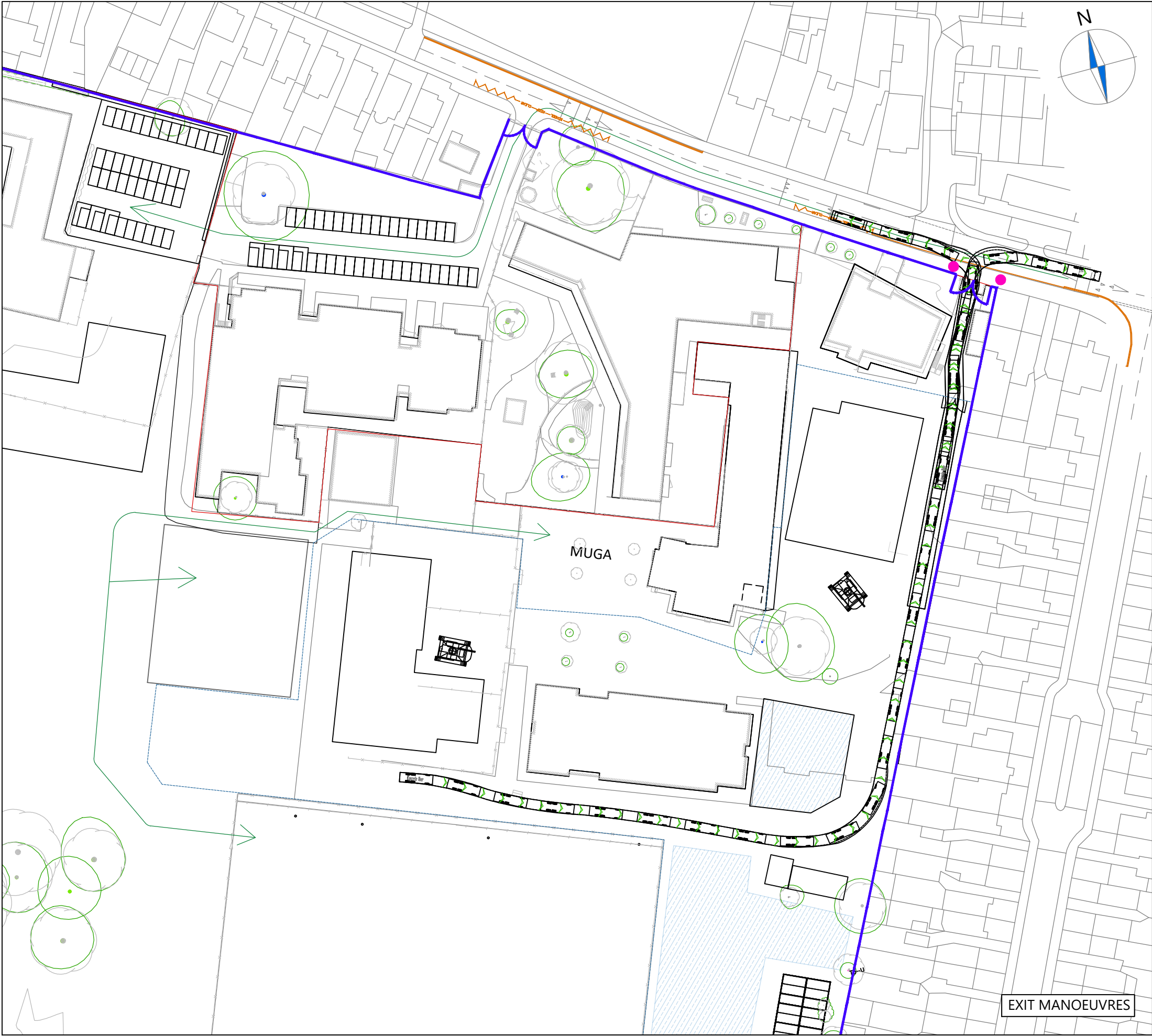


Transport Planning & Highway Design

21 Little Portland Street • London • W1W 8BT • Tel. 020 3617 8200

Scheme Ref:	Drawing No:	Sheet :	Rev:
CA5203	CT003	8 of 9	...

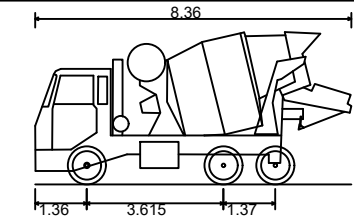




NOTES

- 1. Do not scale from this drawing.
- 2. This drawing to be read & printed in colour.
- 3. This drawing is for illustrative purposes only.

CONCRETE MIXER



Overall Length	8.360m
Overall Width	2.390m
Overall Body Height	4.027m
Min Body Ground Clearance	0.358m
Max Track Width	2.413m
Lock to Lock Time	6.00s
Kerb to Kerb Turning Radius	8.210m

	FORWARD MOVEMENTS ARE SHOWN IN BLACK (design speed - 5kph)
	REVERSE MOVEMENTS ARE SHOWN IN BLUE (design speed - 2.5kph)

Rev	Details	REVISION HISTORY	Drawn	Checked	Date
		Status: <input type="checkbox"/> Preliminary <input type="checkbox"/> For Approval <input type="checkbox"/> For Construction <input checked="" type="checkbox"/> For Information <input type="checkbox"/> For Tender <input type="checkbox"/> As Built			

Client: Bouygues UK

Project: Rosedale College

Drawing Title: Swept Path Analysis using an 8.36m Concrete Mixer Phase 3

Scale: 1:1000 Size: A3

Drawn by: HE Checked by: JT Date: 28.07.2023

CANEPARO ASSOCIATES  
Transport Planning & Highway Design  
21 Little Portland Street • London • W1W 8BT • Tel. 020 3617 8200

Scheme Ref: CA5203	Drawing No: CT003	Sheet: 9 of 9	Rev: ...
--------------------	-------------------	---------------	----------