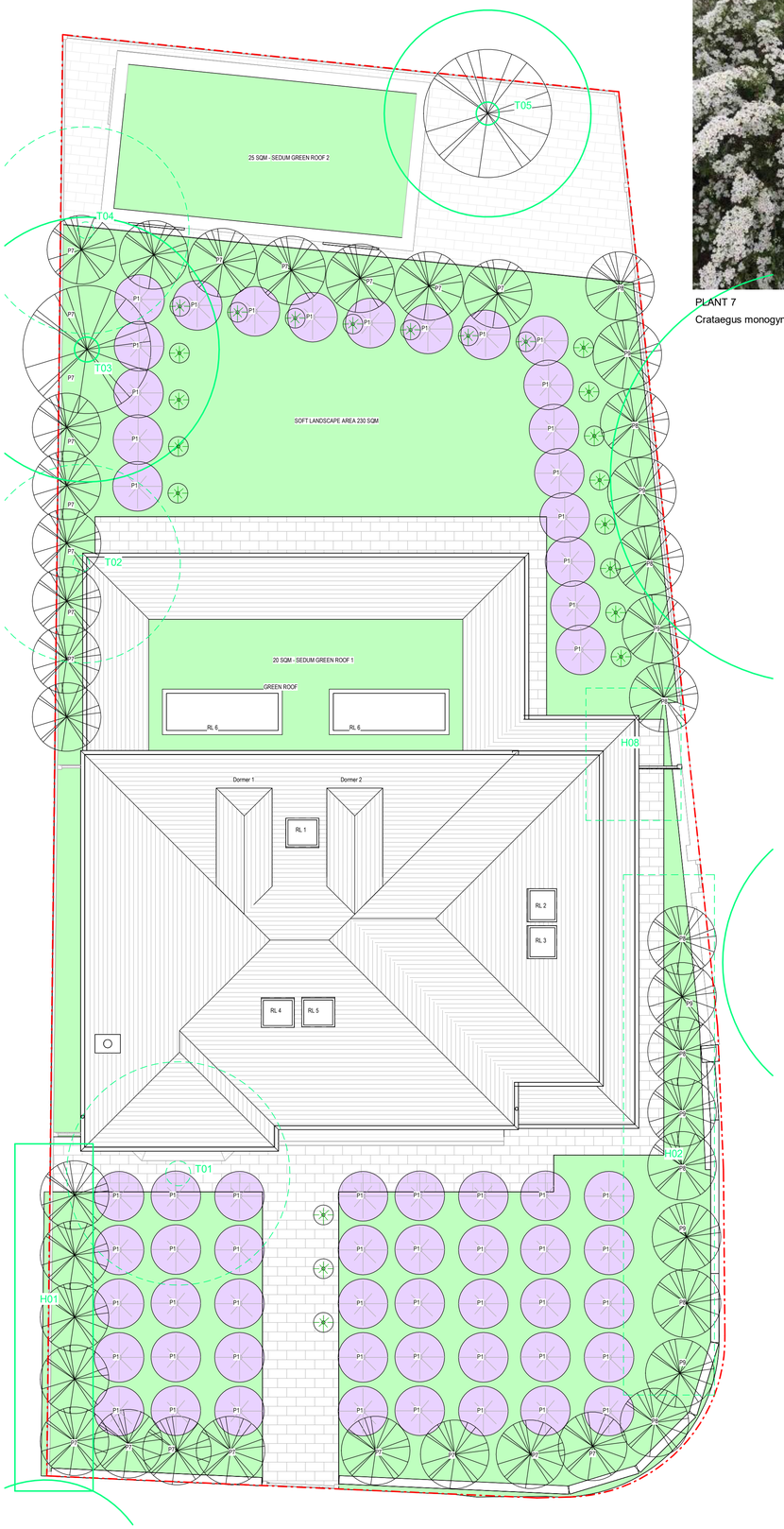

1 Proposed Roof Plan_LANDSCAPE
1 : 70

PLANT 7
Crataegus monogyna "stricta"

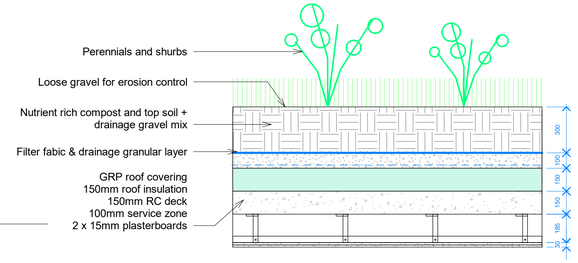

ROOF SECTION 1
1 : 20

5. IMPLEMENTATION PROGRAMME
Soft landscaping to be timetabled and implemented during the first planting season (Mid-November to Mid-March) after the substantial completion of the hardworks.GRP PLANTER2000mm long x 600mm wide x 500mmhigh.Lightweight Topsoil to all planter subject
to confirmation of weight and drainage by engineer. Growlite Roof Garden Compost - 400mm deep; Drainage layer : GT Lecca (5-8mm)-100mm deep.
All supplied by Green-tech Ltd or similar approved (www.green-tech.co.uk). Plant Irrigation: Mona Plantsava; Type: Tank 7 with overflow; Number of
plantsava tanks with Gardeba flex digital water timber or similiar approved.All supplied by Green-tech Ltd or similar approved (www.green-tech.co.uk).

6. WEED/DEBRIS CLEARANCE
Weed growth shall be controlled by regular spraying with herbicide. Where necessary areas to be planted, turfed or seeded shall be cleared of any grass,
weed growth or debris physically and/or chemically with a translocated herbicide (Glyphosate) prior to cultivation operations. If necessary any further
grass and weed growth shall be eradicated physically and/or chemically with a translocated herbicide. All roots of perennial weeds shall be removed.
More than one application may be necessary to ensure eradication.

7. PLANT CARE
Plant failures: All plant failures shall be replaced within the first 12 months by the landscapecontractor, thereafter, all failures in years 2 to 5 shall be replaced by the client as applicable.

8.PLANTING SCHEDULE
PLANTING 1 / P1: ROSE CANINA : 20 NO.
PLANTING 2: / P2: CENTAUREA NIGRA X 10 NO.
PLANTING 3 / P3: DIGITALIS PURPUREA X 10 NO.
PLANTING 4 / P4: ECHIUM VULGARE X 5 NO.
PLANTING 5 / P5: STACHYS OFFICINALIS X 10 NO.
PLANTING 6 / P6: CAMPANSULA TRACHELIUM X 10 NO.
PLANTING 7 / P7: BETULA X 20 NO.
PLANTING 8 / P8: HAZEL X 10 NO.
PLANTING 9 / P9: CRAB APPLE X 10 NO.

1. MAINTENANCE / MAKING GOOD DEFECTS
The landscape contractors shall maintain the site for a period of 12 months following practical completion, the site shall be maintained for a further period of 4 years by landscape contractor. All Sedum that are found dead,
diseased or dying at the end of the first growing season shall be replaced by the contractors own expense in the net
available growing seas. Areas of turf hat have not become successful established shall be re-laid on the next available season.

2. SEDUM ROOF
No immediate aftercare is required at the time of installation. Each of Grufetile sedum roof comes to site fully established with
pre-grown vegetation eliminating the need of any irrigation. Maintenance should be carried out in early autumn. Where
breeding birds are expected, this should be undertaken once the nesting season has ended. Sedum will go read where stressed
through dry or cold weather and something when it is low on organic nutrients. This does no mean the roof is dead. You can either
wait for rain or irrigate the roof once a week for approximate 1 hour . Here is how to ensure your green roof stays in good condition:
-hand weed and removed unwanted seedlings
- Clear gutters or drainage outlasts of vegetation.
- feed the roof with organic phosphate or potassium
- ensure stone perimeter are clear of dead and live plants
- clear any leaves that have fallen form deciduous tree

3. GLASS BALUSTRADE
All balustrade shall be maintained in good repair in perpetuity. Re-condition railings / metal work every 10 years, patch repair.
Surfaces to be kept algea and dust free at all times. Spray paved areas annually with herbicide to keep weed free.

4. DRAINAGE
Drainage systems associated with hard surfaces to be inspected annually and maintenance work undertaken as necessary.

4. HARD SURFACE
Footpath: footpaths / gavel areas located across the site shall be kept free of weeds and lead litter. General litter by the contractor during the
12 month of maintenance period and thereafter by the adopting body at all times.Hedges boarding foot paths shall be maintained
annually to prevent encroachment and obstruction of any right of way 5 years maintenance schedule.Clean paving every 5 years with appropriate cleaning agent

WILDLIFE HABITAT 1:
Wildlife habitat panel

WILDLIFE HABITAT 2:
Bird box

WILDLIFE HABITAT 3:
Bat Box

PLANT 1
Rosa canina

PLANT 2
Centaurea nigra

PLANT 3
Digitalis purpurea,

PLANT 4
Echium vulgare

PLANT 5
Stachys officinalis

PLANT 6
Campanula trachelium

PLANT 7
Betula pendula

PLANT 8
Hazel (Corylus avellana)



PLANT 9
Crab Apple (Malus sylvestris)

M1: AUTOMATIC IRRIGATION SYSTEM

M2: SEDUM GREEN ROOF

M3: COMPOSITE DECKING

0m 2m 4m 6m 8m 10m
SCALE 1:100 @ A1

J79 STUDIO [redacted]
T:+44 (0)7742 071 052
W: info@j79studio.co.uk

Unit 312
Wey House
15 Church Street
Weybridge
KT13 8NA

PLANNING ISSUE P3

FOR CLIENT

CONFIRM ALL DESIGN WITH CLIENT ON SITE
BUILDING CONTROL APPROVAL TBC
ALL DIMENSION TO BE CHECKED ON SITE

This drawing is the property of J79 Studio. Copyright is reserved & this drawing is issued on the condition that it is not copied, reproduced, retained or disclosed to any unauthorised person, either wholly or in part, without our consent. Do not scale from this drawing, check all dimensions on site. Any errors please notify architect in the first instance.

Rev	Date	Note
P1	11-02-2026	PLANNING ISSUE 1
P2	05-05-2026	PLANNING ISSUE 2
P3	21-05-2026	PLANNING ISSUE 3

PROJECT
1 Almond Ave, Ickenham, Uxbridge
UB10 8NA

DRAWING TITLE
LANDSCAPE DESIGN

STATUS
PROPOSED VARIOUS EXTENSIONS

DRAWN BY
Author Checker

PROJECT NO.	DATE	SCALE
2008	FEB 2026	1:100 @ A1

DRAWING NO.	REVISION
A300	P3