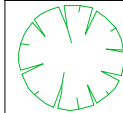


INDICATIVE GRASSWORKS SCHEDULE - TURF

GENERAL LANDSCAPE TURF

Pro Turf 3 (With Rye economy) - DLF TRIFOOLIUM - or approved similar

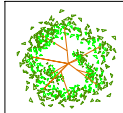
30%	Stravinsky	- perennial ryegrass
45%	Rossiniante	- strong creeping red fescue
25%	Wagner	- chewings fescue

KEY
soft landscape

EXISTING RETAINED TREES
Retained trees and canopy boundary of existing trees as positioned following topographical survey of the existing site.



EXISTING TREES & VEGETATION TO BE REMOVED
Canopy boundary of existing trees & vegetation to be removed as positioned following topographical survey of the existing site



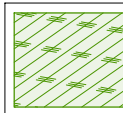
PROPOSED TREE PLANTING
Minimum 900mm depth of specific purpose free draining topsoil to BS 3882:2015 for tree planting. [see INDICATIVE PLANTING SCHEDULE]



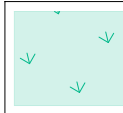
PROPOSED SPECIMEN MULTI-STEM SHRUB PLANTS
Minimum 600mm depth of specific purpose free draining topsoil to BS 3882:2015 for large specimen shrub planting. [see INDICATIVE PLANTING SCHEDULE]



PLANTING BEDS
Minimum 400mm depth of specific purpose free draining topsoil to BS 3882:2015 for shrub & mixed herbaceous perennial planting. Plant species to provide pollen, nectar and fruit. [see INDICATIVE PLANTING SCHEDULE]

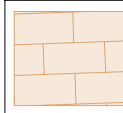


HEDGE PLANTING - ORNAMENTAL SHRUB HEDGE
Staggered double rows. 3 plants per linear metre for container grown stock. Minimum 400mm depth of specific purpose free draining topsoil to BS 3882:2015 for hedge planting [see INDICATIVE PLANTING SCHEDULE]

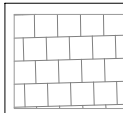


GRASSWORKS - PROPOSED LANDSCAPE TURF
Areas of proposed amenity grass turf installed upon a minimum of 150mm depth of specific purpose free draining topsoil to BS 3882:2015. Soil leveled and prepared to a fine tilth prior to turf laying. [see INDICATIVE PLANTING SCHEDULE]

hard landscape



HARD LANDSCAPE - PROPOSED NATURAL STONE PAVING
Laid: Staggered
Build-ups & Specification to project engineers specification and Local Conservation Area guidance.



HARD LANDSCAPE - PROPOSED BLOCK PAVING
Proposed mixed size block paving units laid randomly. Build-ups & Specification to project engineers specification

boundary treatment

1.8m treated timber Closeboard fence system with timber post & gravel board



Pedestrian gate. 0.9m W x 1.8m H treated timber Closeboard gate system

INDICATIVE PLANT SCHEDULE

TREES	QUANTITY	SPECIES	GIRTH cm	FORM	TYPE
4 No.	Carpinus betulus	25-30cm	Boxhead: 100 W&D x 120 H cm	210cm clear stem 300-350lt	CG
5 No.	Carpinus betulus	20-25cm	Pleached: 120 W x 120 H cm	180cm clear stem 300-350lt	CG

SPECIMEN SHRUB	SPECIES	FORM	HEIGHT cm	TYPE	SIZE
1 No.	Betula albosinensis 'Fascination'	Std	350-400	CG	90lt
1 No.	Magnolia 'Susan'	Std	250-300	CG	90lt
1 No.	Prunus cerasifera 'Nigra'	Std	350-450	CG	90lt

HEDGES

SINGLE SPECIES HEDGE PLANTING

Staggered rows. 3 plants per linear metre for container grown stock subject to size.

SPECIES	HEIGHT cm	SIZE	TYPE	SPACING
Ilex Crenata	20-30	2lt	CG	(Staggered row - 3 per m)
Prunus laurocerasus 'Rotundifolia'	40-60	3lt	CG	(Staggered row)

SPECIES	HEIGHT cm	SIZE	TYPE	SPACING
Eucrymmy japonicus 'Jean Hughes'	20-30	2lt	CG	(Staggered row - 3 per m)
Prunus laurocerasus 'Otto Luyken'	30-40	2lt	CG	(Staggered row - 3 per m)

SHRUBS & HERBACEOUS PERENNIALS

Ornamental planting of shrub structure with herbaceous perennial mix to include species of value to wildlife and pollinators.

SPECIES	HEIGHT cm	SIZE	TYPE	SPACING
Agapanthus 'Headbourne hybrids'	20-30	2lt	CG	800
Anemone x hybrida 'Honore Jobert'	20-30	2lt	CG	400
Ajuga reptans 'Atropurpurea'	15-20	1lt	CG	400
Aquilegia vulgaris var. stellata 'Ruby Port'	20-30	2lt	CG	800
Aucuba japonica 'Crotonifolia'	30-40	3lt	CG	800
Begonia cordifolia 'Siberich'	15-20	2lt	CG	400
Choisya ternata	30-40	3lt	CG	800
Cornus sanguinea 'Midwinter Fire'	60-80	10lt	CG	800
Crocsmia x crocosmiflora 'Emily McKenzie'	30-40	2lt	CG	800
Erysimum bicolor 'Bowles's Mauve'	20-30	2lt	CG	400
Epimedium x rubrum	20-30	2lt	CG	400
Euphorbia amygdaloides	15-30	2lt	CG	800
Geranium hybrid 'Johnsons Blue'	20-30	2lt	CG	400
Geranium oxton	20-30	2lt	CG	400
Hebe Red Edge	20-30	2lt	CG	400
Hebe 'Mrs Winder'	20-30	2lt	CG	800
Heuchera 'Lime Marmalade' (PBR)	20-30	2lt	CG	400
Heuchera 'Plum Pudding'	15-20	2lt	CG	400
Hydrangea paniculata 'Limelight' (PBR)	40-60	5lt	CG	800
Lavandula angustifolia 'Hidcote'	20-30	2lt	CG	400
Libertia grandiflora	30-40	3lt	CG	800
Liriope muscari	15-20	2lt	CG	400
Pachysandra terminalis 'Green Carpet'	15-20	2lt	CG	400
Persicaria affinis 'Darjeeling Red'	20-30	2lt	CG	400
Phlox paniculata	60-80	5lt	CG	800
Pinus mugo 'Mughus'	30-40	10lt	CG	800
Pittosporum tenuifolium 'Tom Thumb'	30-40	3lt	CG	800
Pittosporum tenuifolium 'Golf Ball' (PBR)	40-60	5lt	CG	800
Potentilla fruticosa 'Abbotswood'	20-30	2lt	CG	800
Potentilla fruticosa 'Tangerine'	40-60	2lt	CG	800
Rosa Kent	30-40	3lt	CG	800
Rudbeckia fulgida var. sullivanti 'Goldsturm'	30-40	3lt	CG	800
Sarcococca hookeriana winter gem	30-40	3lt	CG	400
Sedum Autumn Joy	20-30	2lt	CG	400
Skimmia x confusa 'Kew Green'	30-40	5lt	CG	800
Skimmia japonica 'Rubella'	20-30	2lt	CG	400
Taraxacum officinale 'Spring Symphony'	20-30	2lt	CG	600
Verbena bonariensis 'Lollipop'	30-40	2lt	CG	600
Verbena officinalis var. grandiflora 'Bampton'	15-20	2lt	CG	800
Viburnum tinus	40-60	3lt	CG	800
Viburnum tinus 'Eve Price'	30-40	5lt	CG	800
Vinca minor f. alba 'Gertrude Jekyll'	10-15	2lt	CG	400
Vinca major 'Variegata'	20-30	2lt	CG	400

GRASSES

SPECIES	HEIGHT	SIZE	TYPE	SPACING
Carex Everglow	15-20	2lt	CG	400
Anemanthella lessoniana	30-40	3lt	CG	600
Hakonechloa macrochaeta	20-25	3lt	CG	400
Hakonechloa macrochaeta 'Albo-aurea'	20-25	3lt	CG	400
Luzula Snowflake	20-30	2lt	CG	600
Molinia caerulea 'Poul Petersen'	40-60	2lt	CG	600
Stipa tenuissima	20-30	2lt	CG	400

FERNS

SPECIES	HEIGHT	SIZE	TYPE	SPACING
Asplenium scolopendrium	20-30	2lt	CG	600
Dryopteris erythrosora 'Brilliance'	20-30	2lt	CG	600
Dryopteris filix-mas	30-40	5lt	CG	800
Polypodium vulgare	10-20	2lt	CG	400

Scale (m)
0 1 2 3 4 5 6 7 8 9 10 15 20

All works to conform to:
BS 5837:2012 Trees in relation to design, demolition and construction. Plus conforming to arboricultural method statements.
BS 4428:1989 Code of practice for general landscape operations (excluding hard surfaces)
BS 8545:2014 Trees: from nursery to independence in the landscape. Recommendations
ASTM D5268 - 13
Standard Specification for Topsoil Used for Landscaping Purposes
NOTE:
This drawing indicates design arrangement only. All works to be undertaken in accordance with best practice and all current BS & Building Regulations. Do not scale from drawing. Use figured dimensions only after checking.

Client: ROMIN KUMAR

Project Name:

47
SWEETCROFT LANE
UXBRIDGE
UB10 9LE

Drawing title: Proposed Landscape Plan

Drawing no: PJC.1235.001

Rev:

Scale: 1:200 at A2

Date: 27.06.2023

Drawn by: TR

Designed by: TR

PJC Consultancy
Rocks Yard, Victoria Road,
Hastmorsley, Haslem, East Sussex,
BN27 4TO.T: 01323 832120
E: contact@pjcconsultancy.com
W: www.pjcconsultancy.com