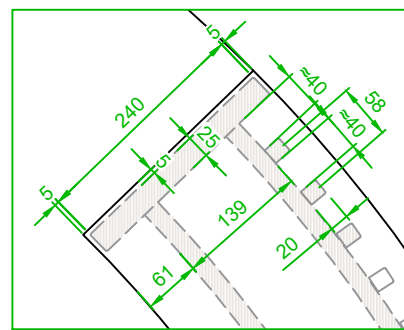
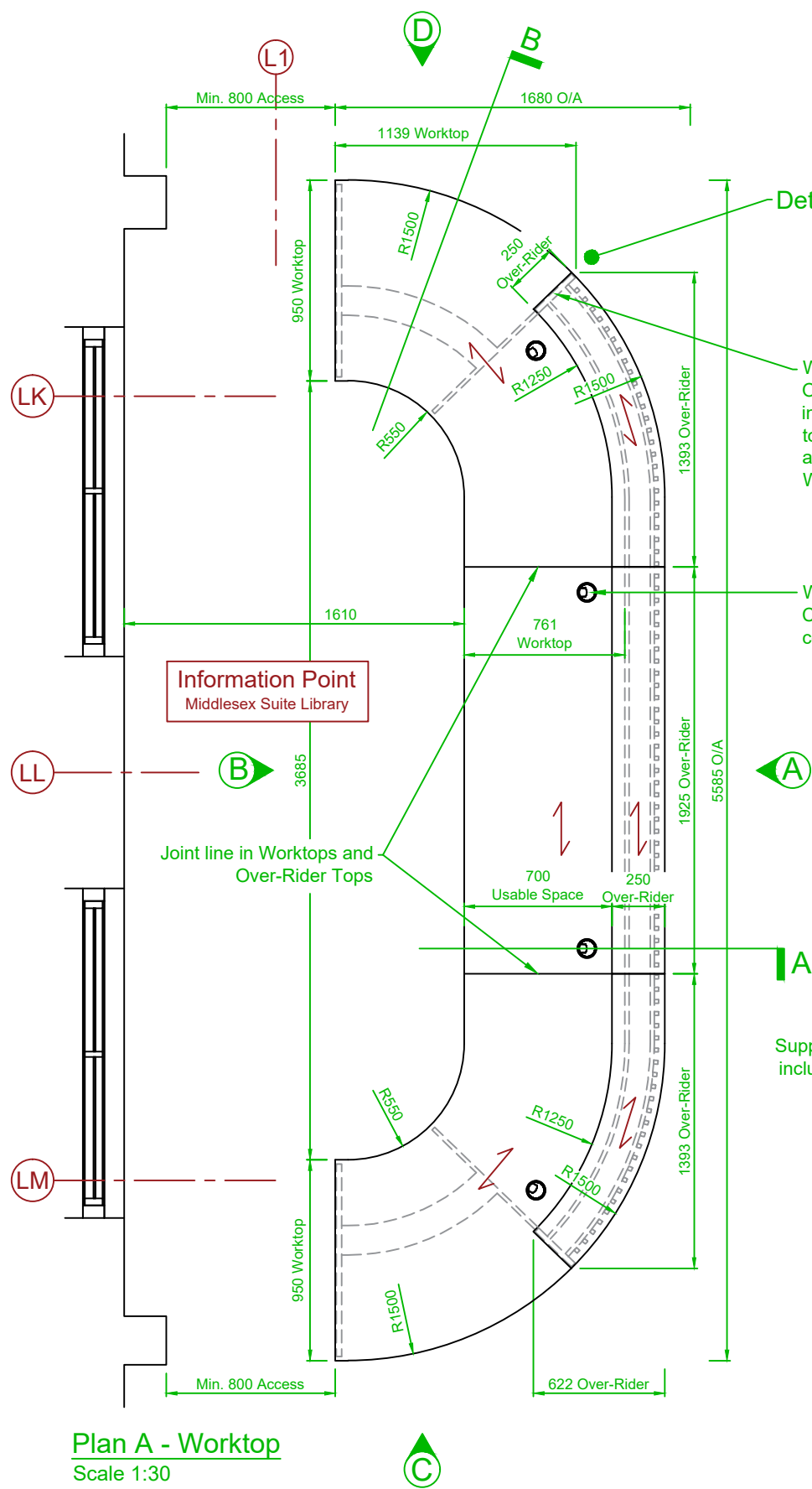
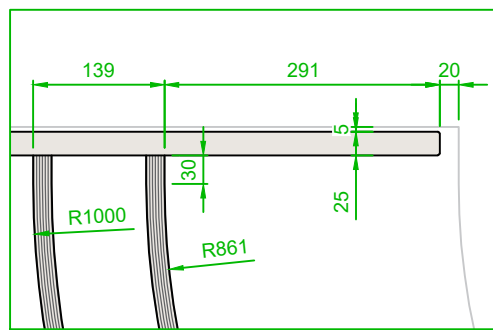


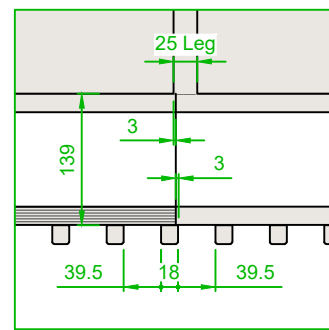
See dwg. 8366_RC04_02 for RC04 Information Desk Elevations & Section Details



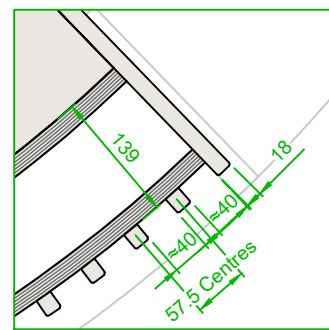
Detail A



Detail B



Detail C



Detail D

Detail A

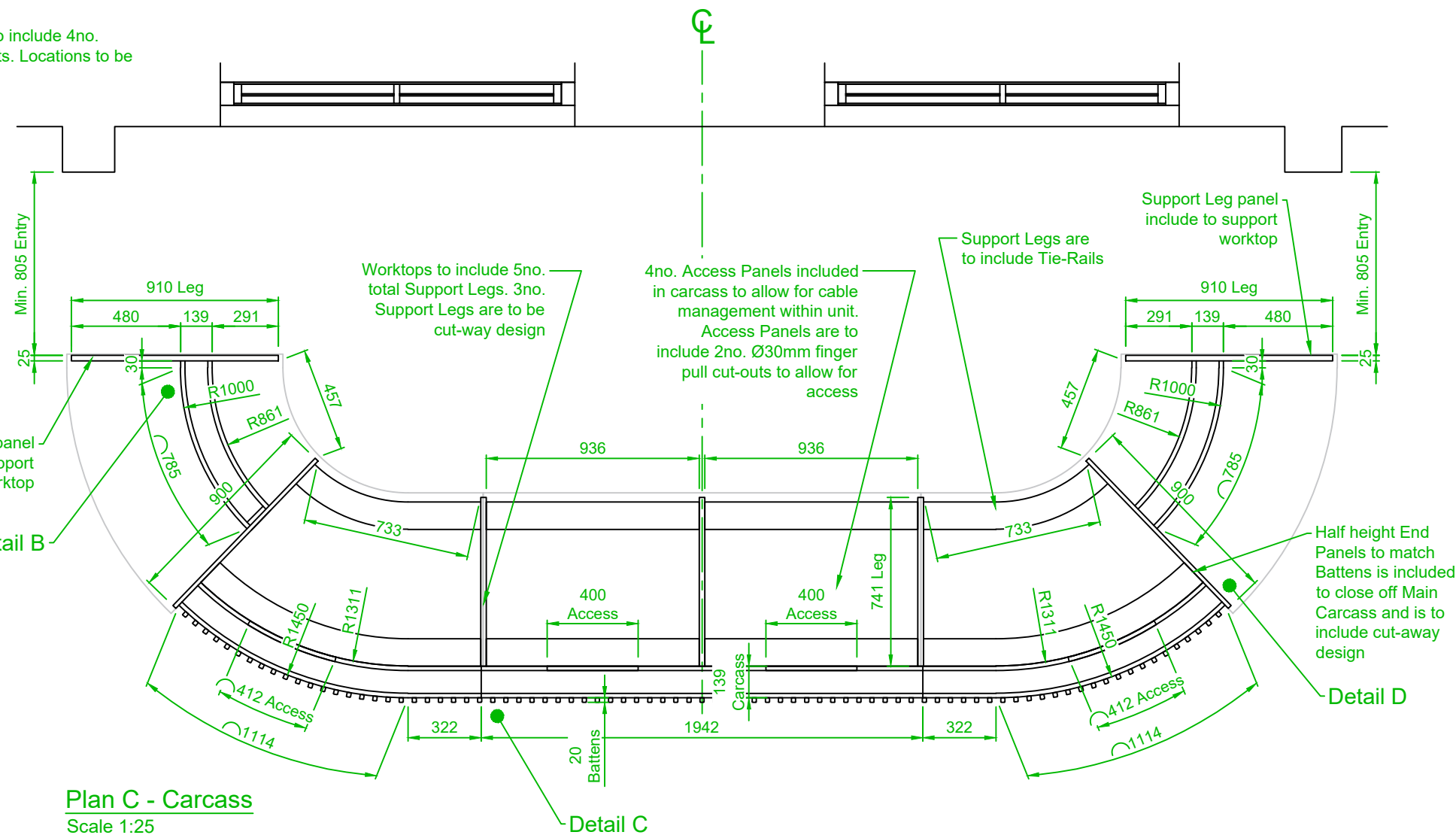
Worktop and Over-Rider Top to include a return piece to close off carcass, and finished to match Worktop

Worktop to include 4no. Cable Ports. Locations to be confirmed

Detail B

Support Leg panel include to support worktop

Plan C - Carcass Scale 1:25



Worktops to include 5no. total Support Legs. 3no. Support Legs are to be cut-way design

4no. Access Panels included in carcass to allow for cable management within unit. Access Panels are to include 2no. Ø30mm finger pull cut-outs to allow for access

Support Legs are to include Tie-Rails

Support Leg panel include to support worktop

Half height End Panels to match Battens is included to close off Main Carcass and is to include cut-away design

Detail D

Finishes Schedule	
Worktop & Over-Rider	25mm Egger H3730 ST10 Natural Hickory MFC with 2mm ABS lipped edges
Curved Carcass	6no. layers bonded 3mm MDF finished in Egger H3730 ST10 Natural Hickory laminate
Straight Carcass	18mm MDF finished in Egger H3730 ST10 Natural Hickory laminate and 2mm ABS lipped edges
Battens	18mm Egger H3730 ST10 Natural Hickory MFC with 2mm ABS lipped edges
End Panels	18mm Egger H3730 ST10 Natural Hickory MFC with 2mm ABS lipped edges
Support Legs	25mm Egger H3730 ST10 Natural Hickory MFC with 2mm ABS lipped edges
Straight & Curved Plinths	6no. layers bonded 3mm MDF / 18mm MDF finished in Lawcris 1101 BR Brushed Stainless Steel Metal Laminate (METAL1101)

Fixings Schedule	
Cable Ports	Hafele Cable Outlet Ø80mm with Sliding Cover in White Aluminum finish Ref: 631.35.204
Keku Clips	Hafele push-fit Keku clips Ref: 262.50.313

Rev D	09.12.2024	Manufacture Issue
Client: Greylane		
Project: Hillingdon Civic Centre		8366
Title: Type RC04 Joinery Item (Plans)		
Dwg No: 8366_RC04_01		
Drawn: HB	Checked: DH	
Scale: As Indicated	Sheet Size: A3	