EXISTING FRONT ELEVATION

SCALE 1:100@A1

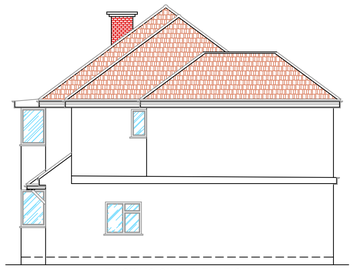

EXISTING SIDE ELEVATION

SCALE 1:100@A1

EXISTING REAR ELEVATION

SCALE 1:100@A1

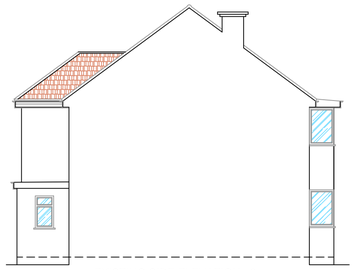

EXISTING SIDE ELEVATION - 2

SCALE 1:100@A1

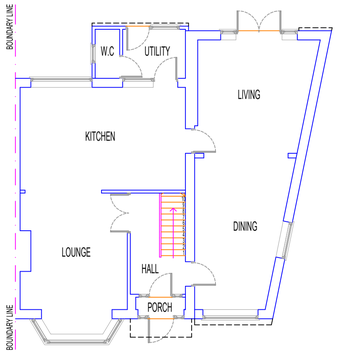

EXISTING GROUND FLOOR PLAN

SCALE 1:100@A1

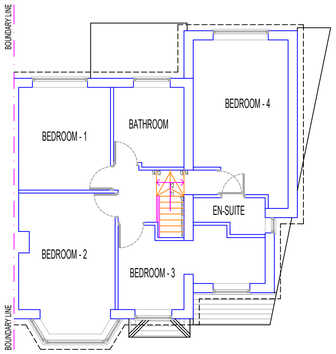

EXISTING FIRST FLOOR PLAN

SCALE 1:100@A1

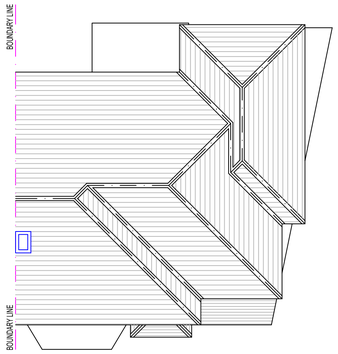

EXISTING ROOF PLAN

SCALE 1:100@A1

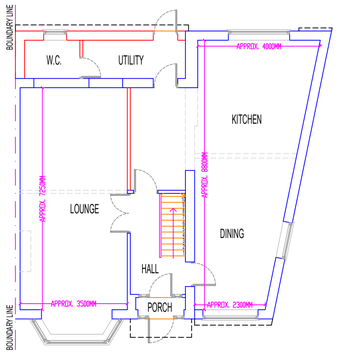

PROPOSED GROUND FLOOR PLAN

SCALE 1:100@A1

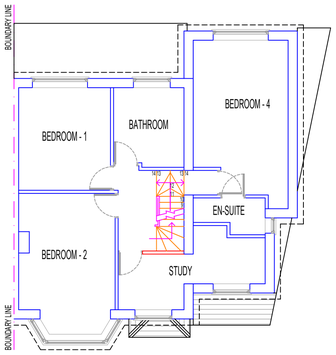

PROPOSED FIRST FLOOR PLAN

SCALE 1:100@A1

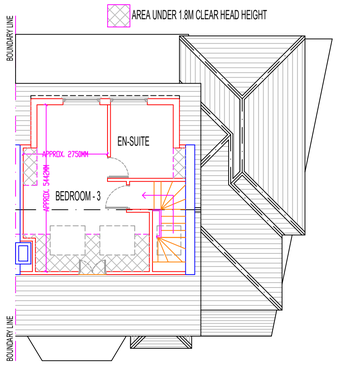

PROPOSED LOFT FLOOR PLAN

SCALE 1:100@A1

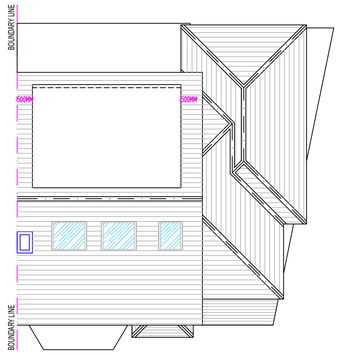

PROPOSED ROOF PLAN

SCALE 1:100@A1

PROPOSED FRONT ELEVATION (UNCHANGED)

SCALE 1:100@A1

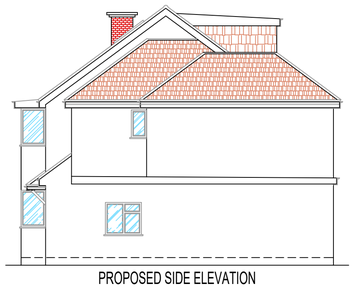

PROPOSED SIDE ELEVATION

SCALE 1:100@A1

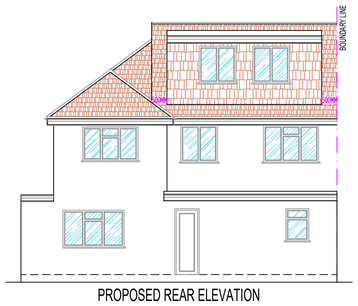

PROPOSED REAR ELEVATION

SCALE 1:100@A1

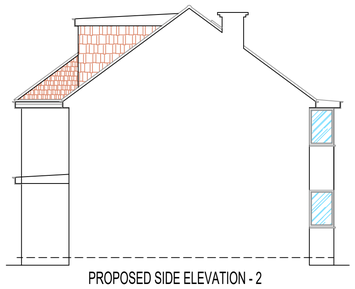

PROPOSED SIDE ELEVATION - 2

SCALE 1:100@A1

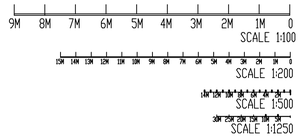

NOTES:

1: THIS DRAWING IS NOT APPROVED FOR CONSTRUCTION.
2. PRIOR TO COMMENCEMENT OF WORK, DRAWINGS TO BE SIGNED OFF BY BUILDING CONTROL INSPECTOR.
2. PARTY WALL (ETC) ACT 1997 TO BE AGREED WITH ADJOINING NEIGHBORS PRIOR TO CONSTRUCTION.
3. ALL MEASUREMENTS TO BE CHECKED ON SITE & NOT BE SCALED FROM THIS DRAWING.
4. ALL WORKS TO MEET LOCAL AUTHORITY'S SET STANDRDS.

Comments

The General contractor is responsible for the verification of all dimensions on site and shall inform the contract administrator of any discrepancies.

Do not scale from this drawing. Use figure dimension only.

All furniture shown in drawings is for illustration purposes only.

Existing foundations, lintels and wall to be exposed if required by Building Control for assessment and upgrading if found inadequate.

Fire Precautions:
All doors marked with FD30 to be to current British Standards.
All new fire doors to be fitted with 3x4" steel butt hinges or 3x30min fire rated hinges, with appropriate CE and BS EN stamps on each hinge if using brass or chrome.

Self contained mains operated interlinked smoke alarms (BS 5446) and fitted with battery backup to be provided to all landings and hall ceiling shown as (SD).

Staircases:
Actual size of riser & tread for the proposed staircase, to be confirmed on site prior to istallation by staircase specialist to avoid any issues with headroom/pitch.

PRELIMINARY DESIGN

PLEASE PRINT, SIGN AND DATE TO APPROVE DRAWINGS FOR CLIENT/S.

SIGNATURE.....
PRINT NAME .....
DATE .. ..

REVISIONS:

DATE	DESCRIPTION

PROJECT DESCRIPTION:

ERECTION OF A PART SINGLE STOREY REAR EXTENSION , CONVERSION OF ROOF SPACE TO HABITABLE USE TO INCLUDE THE CONVERSION OF ROOF FROM HIP TO GABLE END WITH 3 X FRONT ROOF LIGHTS AND REAR DORMER

PROJECT DETAILS:

J KAPOOR

4 PERRY CLOSE
UXBRIDGE
UB8 3HR

DRAWING NO.: 4PC-RE/22122025/REV-C-1/2

DATE: 22 DECEMBER 2025

SCALE: 1:100 @A1

DRAWN BY: SC CHECKED BY: