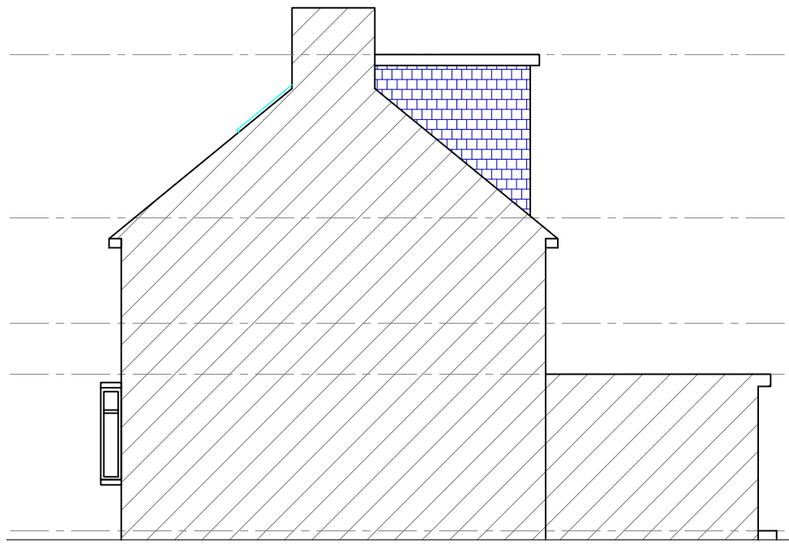

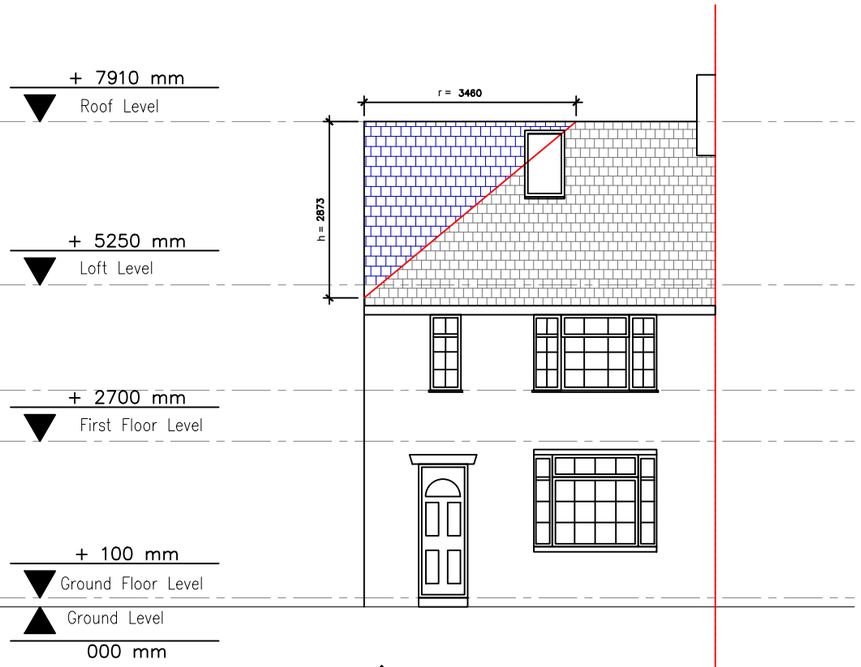

17 PROPOSED SIDE ELEVATION

SCALE 1:100 @ A3

18 PROPOSED FRONT ELEVATION

SCALE 1:100 @ A3

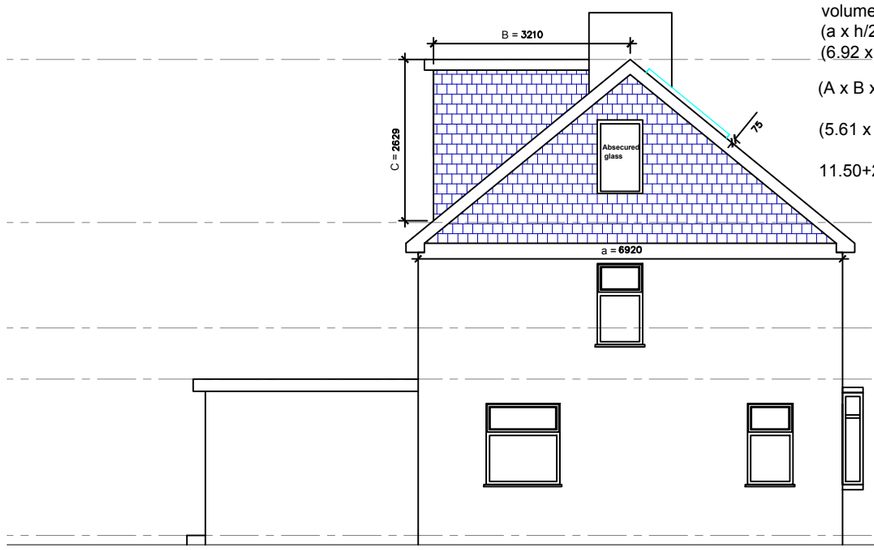

volume of hip to gable sides =
(a x h/2 x r) / 3
(6.92 x 2.87/2 x 3.46 / 3) = 11.50 m^3

(A x B x C)/2= volume of dormer

(5.61 x 3.21 x 2.63)/2= 23.68 m^3

11.50+23.68= 35.18 m^3

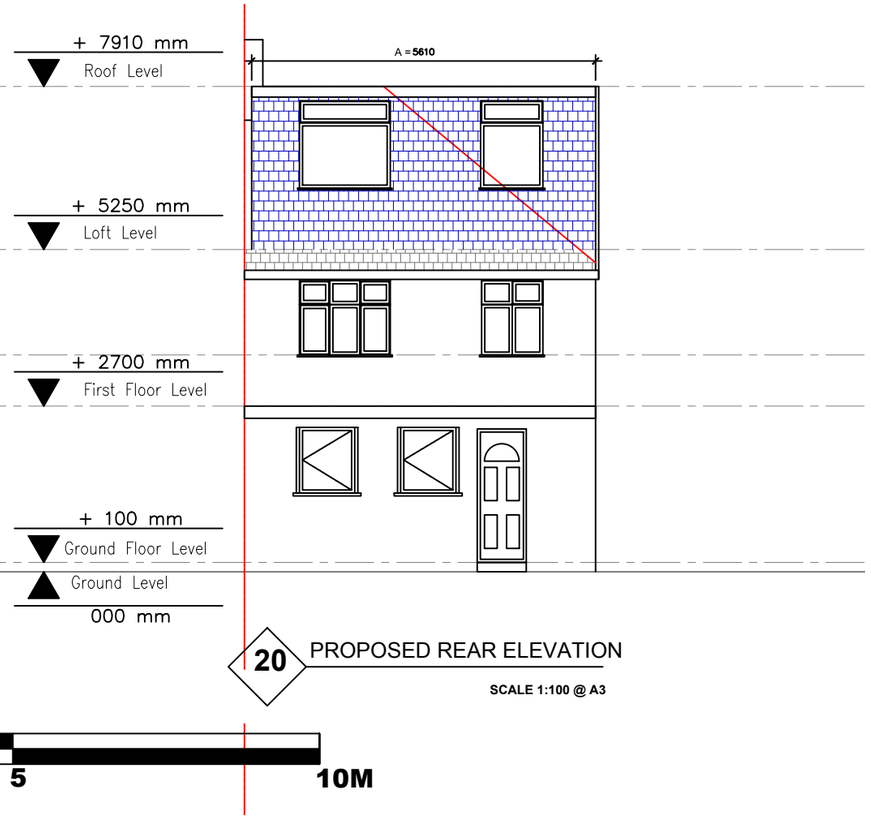

19 PROPOSED SIDE ELEVATION

SCALE 1:100 @ A3

20 PROPOSED REAR ELEVATION

SCALE 1:100 @ A3

0 1 2 3 4 5 10M

General Notes:

1. Scale This Drawing As Labeled
2. All dimensions are in millimetres unless otherwise stated
3. Drawing based on survey information by others.
4. Contractors are not to scale dimensions from this drawing
5. Contractors are to check all dimensions prior to commencement on site and notify the architect of any errors, omissions, or discrepancies
6. Arch Lucid Limited retain copyright of this drawing. It may not be copied, altered or reproduced in any way without their written authority.

Arch Lucid LTD
Architectural Services

Contact: 0203420027
Email: info@archlucid.com

Rev	Description	Date

CODE	SUITABILITY DESCRIPTION
STATUS	PURPOSE OF ISSUE

17 THACKERAY CL, UXBRIDGE
UB8 3DW, UK

PROJECT
LOFT EXTENSION

TITLE
PROPOSED ELEVATIONS

CLIENT
RUBEENA SHAHEEN BHATTI

DRAWN BY	CHECKED BY	DATE
QA	Ali	06/05/25

SCALE (@ A3)	PROJECT NUMBER
1:100	AL25/17TC

DRAWING NUMBER	REV
AL25/17TC/08	00