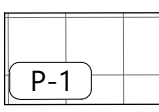
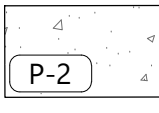
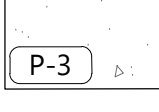
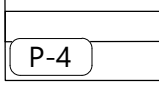
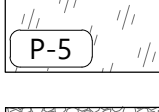
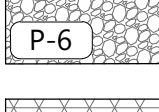
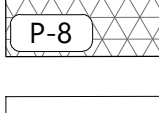


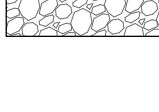
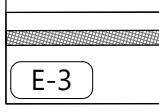
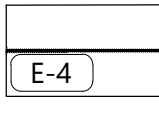
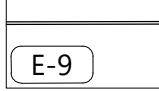


KEY

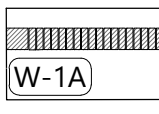
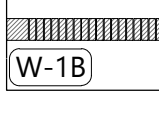
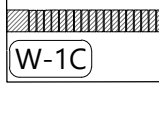
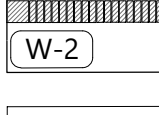
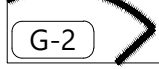
SURFACE FINISHES

	P-1 CONCRETE FLAG PAVING NBS: Q25/315A
	P-2 RESIN BOUND GRAVEL PAVING NBS: Q26/260A
	P-3 RESIN BOUND GRAVEL PAVING NBS: Q26/260B
	P-4 CONCRETE STEPPING STONES NBS: Q25/315B
	P-5 RUBBER CRUMB SURFACING NBS Q26/230A
	P-6 GRAVEL SURFACE NBS: Q23/160A
	P-8 RUBBER PLAY TILE FOR GRASS NBS Q26/240A
	P-23 HAZARD WARNING PAVING NBS Q25/320A
	P-28 STEP PAVING FLAG NBS Q25/315D
	ROUNDED COBBLES NBS Q37/440

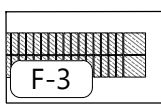
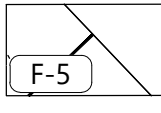
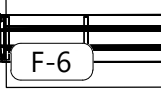
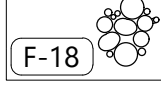
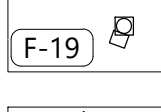
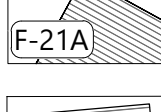

KERBS AND EDGING

	E-3 CONCRETE CONSERVATION KERB NBS Q10/110C
	E-4 ALUMINIUM EDGING NBS: Q10/200A
	E-9 TIMBER EDGE NBS Q10/201

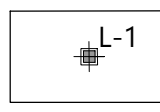
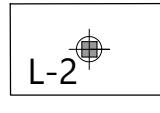

WALLS

	W-1A RED BRICK RETAINING WALL TO PRIVATE TERRACES. NBS F10/215A
	W-1B BUFF BRICK RETAINING WALL TO PRIVATE TERRACES. NBS F10/215B
	W-1C WHITE BRICK RETAINING WALL TO PRIVATE TERRACES. NBS F10/215C
	W-2 BRICK RETAINING WALL TO STEPS AND RAMPS NBS F10/215D
	G-2 DUPLEX ACCESS GATE <i>Refer to architect's drawing for details</i>



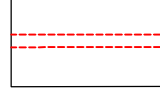

STREET FURNITURE

	F-3 BRICK BENCH UNIT NBS F10/215E
	F-5 TABLE TENNIS NBS Q52/365B
	F-6 METAL AND TIMBER SEAT NBS Q50/225B
	F-18 TIMBER LOG PILES NBS Q50/346
	F-19 ECOLOGY POLE NBS Q50/350A
	F-21 VENTILATION ENCLOSURE NBS Q50/220B
	F-21B VENTILATION ENCLOSURE NBS Q50/220C

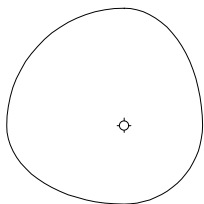
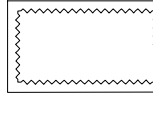
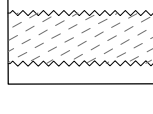
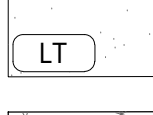

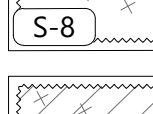
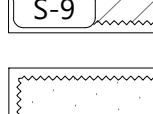
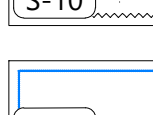

LIGHTING & ELECTRICAL:

	BOLLARD LIGHT <i>Refer to engineer's drawings for details</i>
	INGROUND UPLIGHTER <i>Refer to engineer's drawings for details</i>
	ELECTRICAL CABLE PENETRATION <i>Refer to engineer's drawings for details</i>

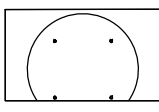
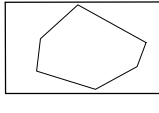
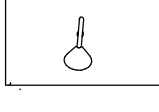


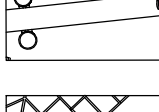
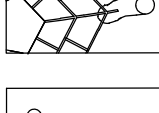


DRAINAGE

	RECESSED ACCESS COVER <i>Refer to engineer's drawings for details</i>
	STEEL ACCESS COVER <i>Refer to engineer's drawings for details</i>
	BLUE ROOF UPSTAND <i>Refer to engineer's drawings for details</i>
	WATER STANDPIPE FOR MAINTENANCE <i>Refer to engineer's drawings for details</i>

SOFT LANDSCAPE:

	NEW TREE PLANTING <i>Refer to 5000 series drawings</i>
	PROPOSED ORNAMENTAL SHRUB BED <i>Refer to 5000 series drawings</i>
	PROPOSED LOW CLIPPED HEDGE 600mm <i>Refer to 5000 series drawings</i>
	LAWN TURF NBS Q30/400
	BIODIVERSE WILDFLOWER ROOF <i>Refer to strategy document for further details</i>
	S-8 LIGHTWEIGHT SOIL SYSTEM FOR ROOF LEVEL PLANTING BEDS Q28/135C
	S-9 LIGHTWEIGHT SOIL SYSTEM FOR ROOF LEVEL TREE PITS Q28/145C
	S-10 LIGHTWEIGHT SOIL SYSTEM FOR ROOF LEVEL LAWN AREAS Q28/115C
	S-11 ROOT BARRIER

PLAY EQUIPMENT

	PL-1 SPRINGY DISKS NBS Q52/390A
	PL-2 PLAY BOULDER NBS Q25/360 (A) LARGE (B) SMALL
	PL-10 TALKING TUBE NBS Q52/380A
	PL-14 PLAY STRUCTURE NBS Q52/340A
	PL-15 CLAMBER STACK NBS Q52/340B
	PL-16 SEESAW NBS Q52/390B
	PL-17 CLAMBER STACK 2 NBS Q52/340C
	PL-18 STEPPING POLES NBS Q52/330B
	PL-19 NURSERY SWING NBS Q52/441A

The following items are design intent only.
The contractor is to develop design and
fabrication drawings for approval.

- Ventilation bench
NBS Q50/220B
- Play equipment fixings
NBS Q52
- Multiplay unit
NBS Q52/340A
- Light bollard fixings
Refer to engineer information
- Ecology pole fixings
NBS Q50/350A

Client:

BARRATT WEST LONDON

Project:

FORMER NESTLE
FACTORY

Location:

HAYES & HARLINGTON
LONDON

Drawing:

**SITE WIDE - LEVEL 01
LANDSCAPE KEY**

Project: 21.087

Scale: NTS @ A1

Date: 20-04-2023

Document Number:

Revision:

H7232-BOS-XX-01-DR-AL-90201 C03