

CLIENT	Montague Estates (UK) Ltd
LOCATION/PROJECT	25 The Avenue, Northwood, Middlesex.
TITLE OF DRAWING	Overall Landscape Plan, showing data level and direction of slope of external areas

DESCRIPTION OF PROPOSED WORKS	Proposed Landscape Plan to proposed site and buildings
DRAWING STATUS	Discharge of Planning Conditions 7 & 11

NOTES	<p>This drawing has been produced in support of a planning application and should not be used for any other purpose. Copyright. No part of this drawing or any other drawings, details, calculations or produced in any form either in part or whole without the prior permission in writing of Kevin O'Callaghan, Architect.</p> <p>All sizes and dimensions to be checked on site prior to commencement and the Contractor must at all times operate safe working practices, maintain the relevant drawings and details.</p> <p>All relevant party wall agreements are to be entered into and agreed between owners prior to commencement of works.</p> <p>Notes on site should be agreed with utility companies to be agreed and approved prior to works on site.</p>
DATE	April 2022
DRAWN BY	K.O.C
SCALE	1:100
REVISIONS	
DRAWING NUMBER	PL-25-2000
AI SIZE DRAWING	
Print Drawing at 150 for A1 size	

External Material Schedule, refer to data sheets

- A** Paved terrace/area/path Romana Beton Outdoor Porcelain Tile. Colour: silver. Size: 600x600x20mm, refer to data sheet.
- B** Proposed fencing. Close border panel dip treated 1.8wx1.8m high, Brand name Forest Green. Colour: Golden Brown with concrete slotted posts and concrete gravel boards 150mm high below, overall height 1950mm height. Colour: Grey.
- C** (Low level brick planter), Brick type for low level walling Anglian Cream Stock (CBP-CAP-DVGZ) to match brickwork to the proposed dwellings. Bricks on edge for top course all brick walling, to match proposed brickwork to dwellings.
- D** Rear garden area and pathway Tiplough-Supagrow 20mm Derbyshire Peakstone BB Colour: Grey. (Angular stone chippings compacted), refer to data sheets.
- E** Driveway/parking/ ramp area to the front Permeable block paving, Marshalls, Drivesett Argent Priora, 2 colours to be used light and dark, refer to data sheets.
- F** Electric vehicle charging point x 2 off EO Genius with post mounted with EVCP at 102mm dia x 1.2m high, cylinder with plinth mount. Colour: Stainless steel finish, refer to data sheets.
- G** Handrails and balustrade, by specialist. Material: metal, Colour: matt/stain/black/grey/silver. Refer to drawing PL-25-5000.
- H** Aco perimeter drainage channel
- I** Aco Threshold 1000mm A15 Plastic Channel Drain Silver Grill Size: 1000mm long x 61mm wide x 100mm depth. Material for grill: Aluminium, refer to data sheets.
- J** Concrete edging. Colour: Grey. Size: 1000mm long x 40mm wide x 150mm depth.
- K** Hatched area indicates location trace/heat mat, which is located under paved finish, refer to data sheet.
- L** Timber gate, Vertical Tongue and Groove. Size 1.8m high. Colour: Natural timber, refer to data sheet.

Garden Furniture & Storage

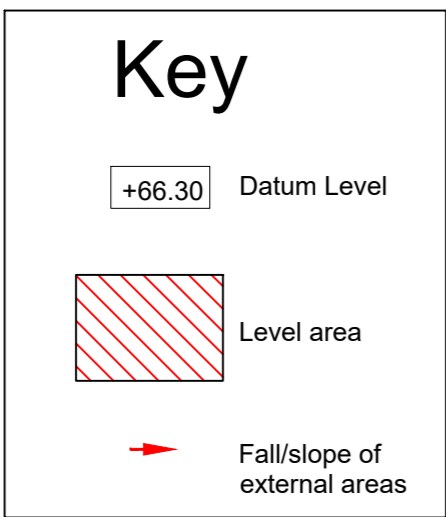
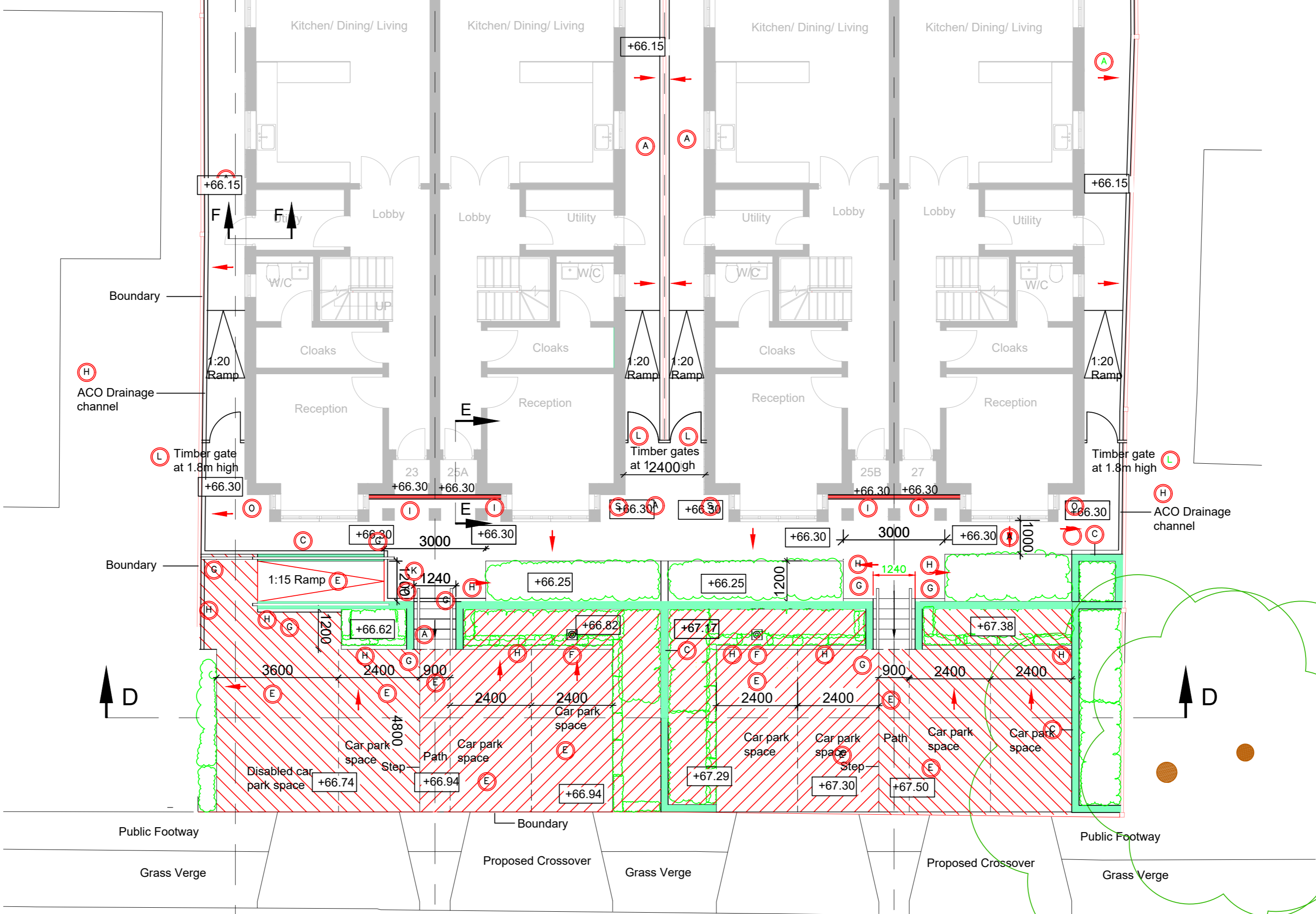
- M** Garden furniture Rattan, Garden table and 4 chairs. Refer to data sheet.
- N** Garden Storage box. Colour: Grey. Material: Plastic. Size/dimensions H 630mm x L 1200mm x D 610mm. Refer to data sheet.

Landscape Enhancements

- O** Schwegler Brick Box No. 24 per building (x2) Avoid south facing walls and away from external lighting. 4 off in total, refer to data sheets. For location refer to drawing PL-25-3000.
- P** Schwegler Brick Box No. 26 per building (x2) Avoid south facing walls and away from external lighting. 4 off in total, refer to data sheets. For location refer to drawing PL-25-3000.
- Q** Robin Nester Pocket Size: H 140mm, W 250mm & D 125mm Location: Secure in hedgerow, 2m high hinder, not south facing. 4 off in total.
- R** Hedgehog gap/highway and for others fauna to access. Provide hole in fencing at low level, adjacent to hedgerows. Size: 130mm wide x 130mm high, clear opening. Slug pellets are not to be used.
- S** Multi occupancy Swift Nest Box No. 17A (triple cavity) Numbers 17 multi occupancy per building (x2) A sheltered location away from long pen edge of sun light. Ideally northern/elevation. To avoid the risk that sparrows might occupy the swift boxes, provide a swift calls MP3 player to be purchased to attract swifts to the boxes. For location refer to drawing PL-25-3000.
- T** Bat roosting features to 1 per dwelling (x2) Vivara Pro Build-in Woodstone Bat Box. Location south west, south to warm microclimate for rearing young and day roosting. Height 5m plus, away from external lightings. 4 off in total.

North Point

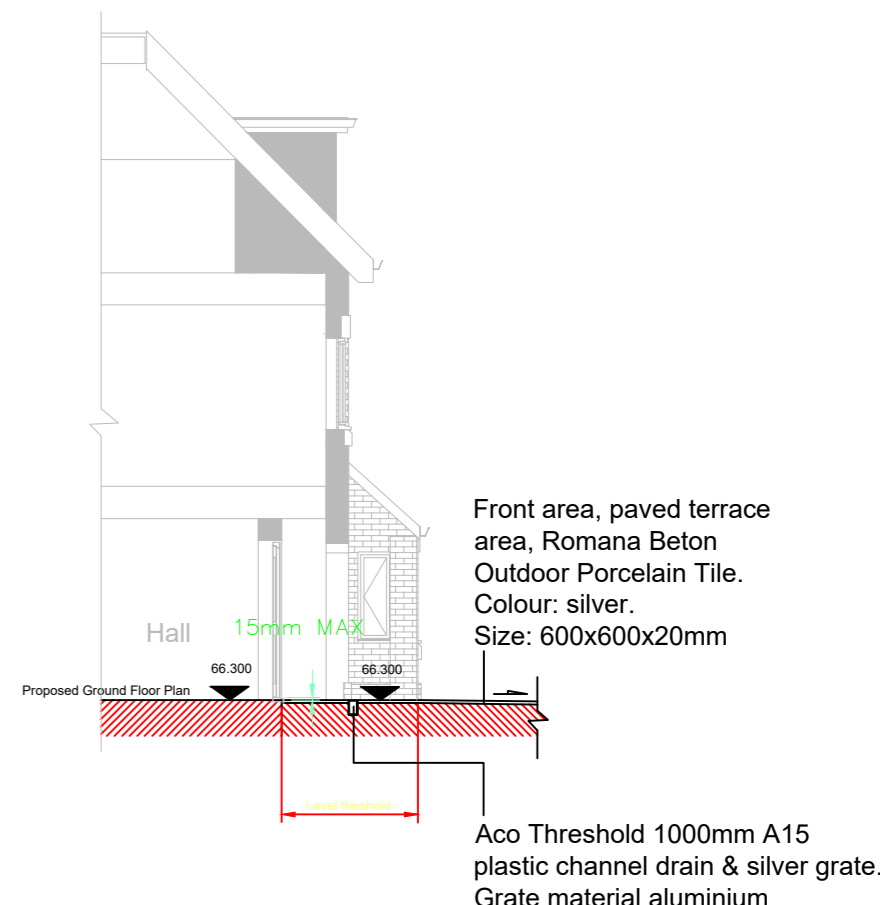
View Other Way



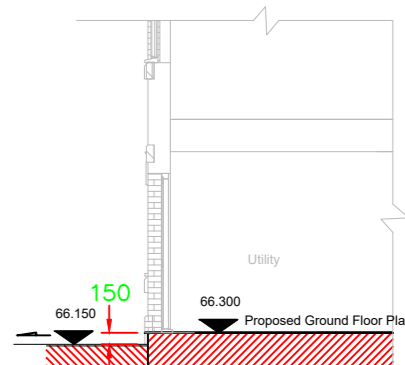
The Avenue

View This Way

Conditon 11, refer to Sections EE,FF & GG below



Proposed Section FF (Typical) Scale 1:100



Proposed Section GG (Typical) Scale 1:100

