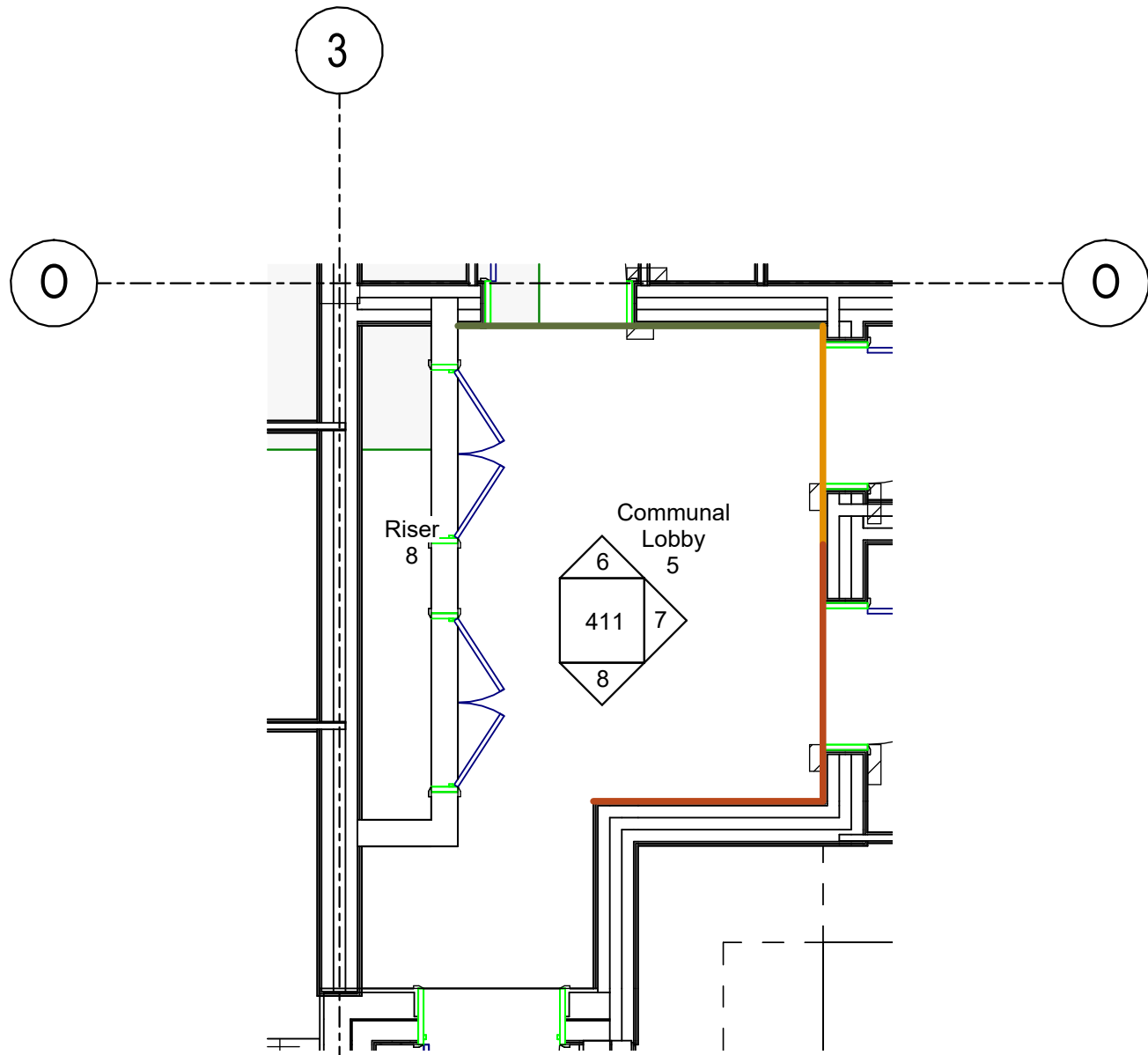


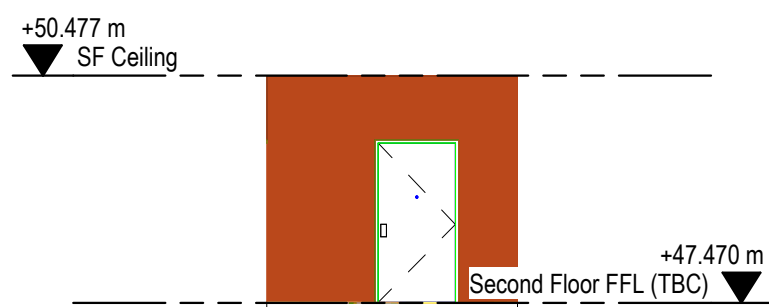
1 SL Communal Lobby 4 Materials - Callout 1

1 : 50



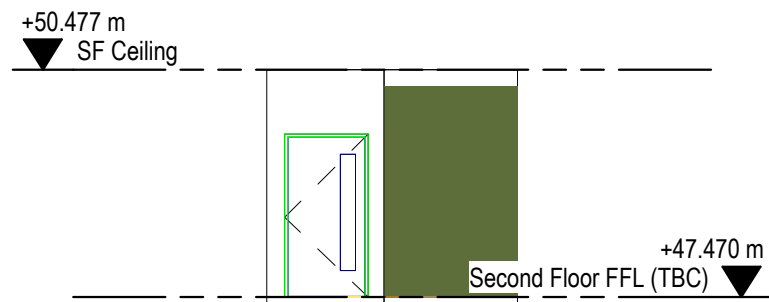
5 Second Floor FFL (TBC) Materials - Callout 1

1 : 50



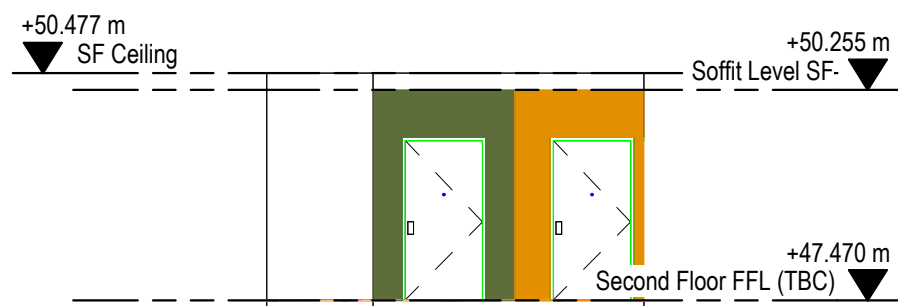
2 Communal Lobby 4 Elevation North Cladding Materials

1 : 100



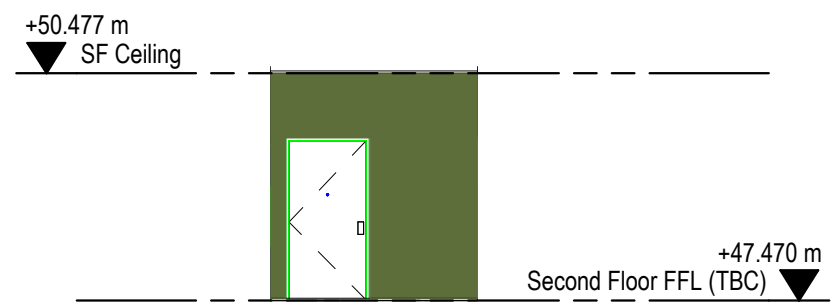
3 Communal Lobby 4 Elevation South Cladding Materials

1 : 100



4 Communal Lobby 4 Elevation West Cladding Materials

1 : 100



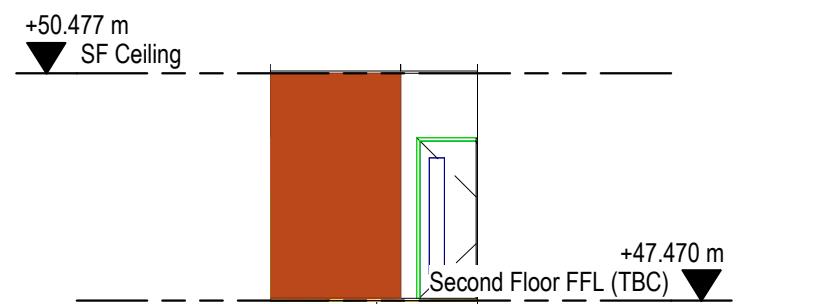
6 Communal Lobby 5 Elevation North Cladding Materials

1 : 100



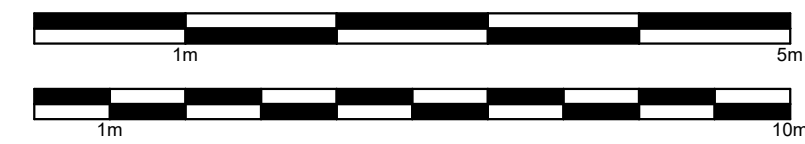
7 Communal Lobby 5 Elevation East Cladding Materials

1 : 100



8 Communal Lobby 5 Elevation South Cladding Materials

1 : 100



Notes:

do not scale:  
detailed drawings and larger scale drawings take precedence. Figured dimensions only are to be taken from this drawing.

dimensions:  
All buildings and site dimensions, levels and sewer invert levels at connection points are to be checked and verified on site by the contractor before the commencement of works. All dimensions are to be checked prior to the placement of orders for materials or the fabrication of work and any discrepancy, omission or error is to be reported to the architect immediately for verification.

specification:  
The contractor is to comply with current building legislation, British standard specifications, building regulations etc. whether or not specifically stated on this drawing. This drawing is to be checked against and read in conjunction with any structural or other relevant specialist and design documentation provided.

**NOTE:**  
All drawings are subject to local authority approval, structural engineers details, energy specialist's criteria, framing manufacturer's, fenestration, cladding and other key specialists' details. Any tolerances and differential movement between elements is to be accommodated within the design

**NOTE:**  
Final materials are to be fully in accordance with local authority approved materials schedule & colours.

**STOP THINK!**  
Risk of falling  
Provide suitable working platform for fall protection measures (relevant to the technique used for installation - e.g. if installed from the floor or from the scaffold working platform)

**STOP THINK!**  
Heavy object  
Risk assessment for manual handling to be carried out based on the total weight of materials used and if necessary the use of mechanical means for movement - placing on site, where appropriate

A Materials Location Set 06/06/25 LA Issue

Rev	Description	Date	By
-----	-------------	------	----

Client:  
Marson Properties

Project:  
Hayes Park Central, Hayes End Road, Hayes

Description:  
Proposed Courtyard Elevations Materials



head office:  
the old stone masons, 10 d'johns st,  
aberkevilly, marmouthshire, np7 5rt  
tel: 01873 851 125 fax: 01873 851 127

newport:  
first floor, 5 gold tops,  
newport, south Wales, NP20 4PG  
Tel: 01633 245020

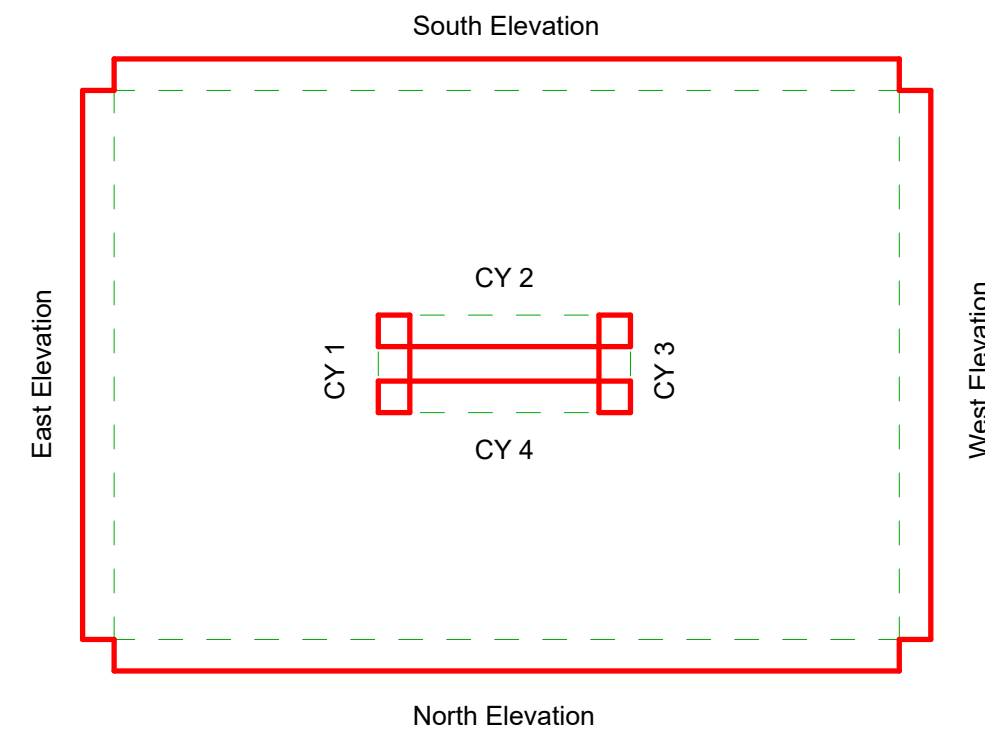
Email: info@jdwarchitects.co.uk  
www.jdwarchitects.co.uk

Drawn: Author Scale: As indicated @A1

Date:  
03/28/25

Drawing No  
JW 1200.1411

Rev:  
A



Elevation Key

1 : 500