

1. All dimensions are to be checked on site prior to the commencement of work and any discrepancy is to be reported to the construction manager before construction.

2. All work is to comply with current Building Regulations and allied legislation.

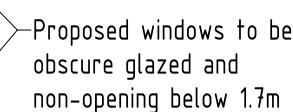
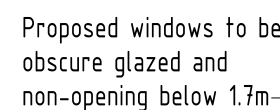
3. All contractors and sub-contractors must ensure that they have the latest issue of this drawing and details before the commencement of work on site.

4. All materials are to be used and installed in strict compliance with the relevant manufacturers instructions and recommendations.

5. All works on site, managed and implemented as a result of the designs indicated on this drawing, are to be given full consideration for compliance with the Health and Safety CDM Regulations in respect of design and implementation on site and no works are to be undertaken if it is considered that compliance with the Building Regulations cannot be achieved.

6. All dimensions shown in millimetres.

7. Footprint of buildings shown at 10m above ground level.

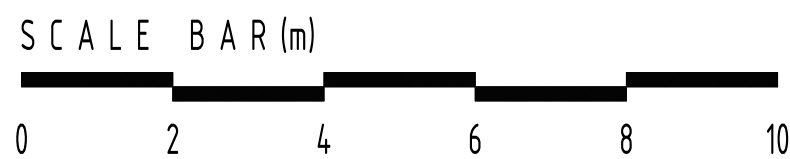


— Dotted line illustrates extent of roof over

Proposed walls to be set
at 1.2m high

- Velux rooflights set at high level to prevent overlooking

— Dotted line illustrates 2.0m
in height



rev:	date:	description: 5563 sq.ft	
scale:	1 : 100	A1	date: 13 / 04 / 2022
drawing no:	1400 / P / 2		drawn: FJ
drawing:	PLANNING PROPOSALS, FLOOR PLANS		
project:	LAND AT 69 COPSE WOOD WAY, NORTHWOOD, MIDDLESEX, HA6 2TZ		
client:	MR & MRS PATEL		



DUSEK DESIGN ASSOCIATES LTD
ARCHITECTURE + PLANNING

01895 831 103
info@dusek.co.uk
www.dusek.co.uk

print history: Tuesday, 26 April, 2022 10:57:33

S:\DUSEK\DWG 1351-1400\1400 69 COPSE WOOD WAY\1400-P-4.dwg