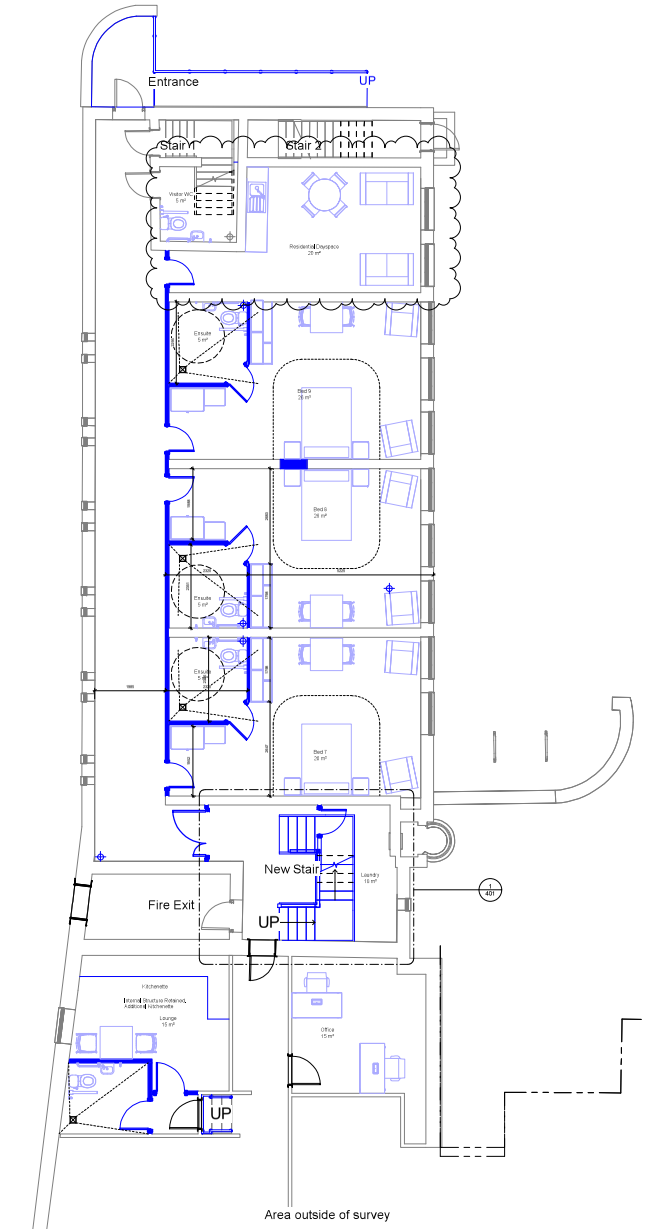

Ground Floor as Proposed

1 : 50

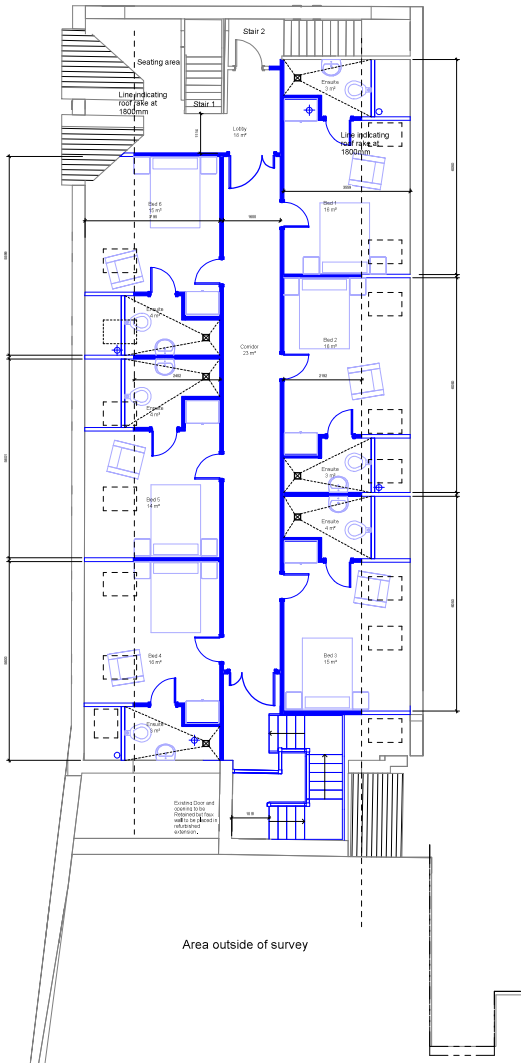

First Floor as Proposed

1 : 50

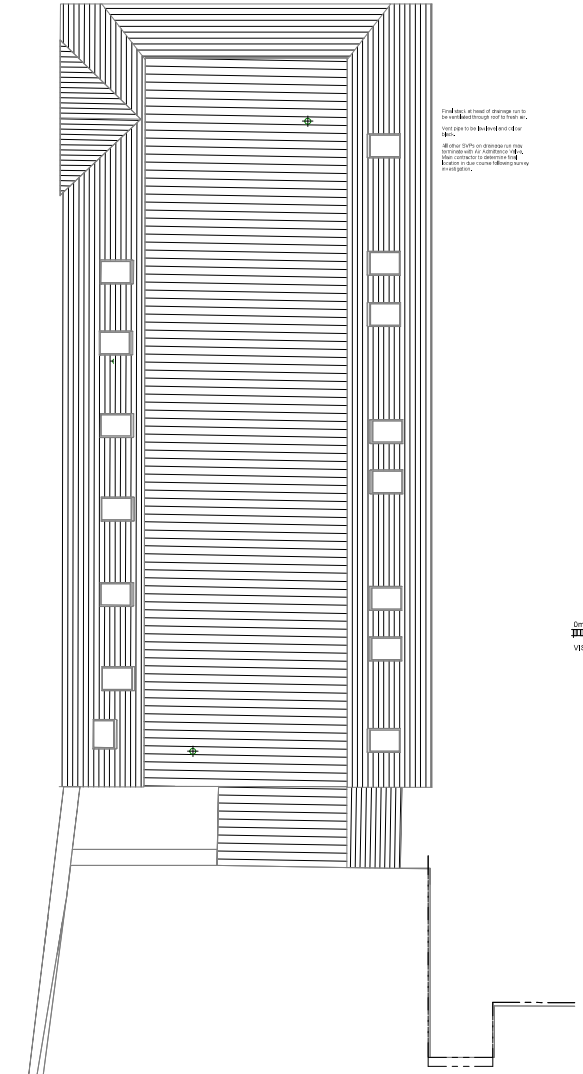

Roof Plan as Proposed

1 : 50

Final steps at head of drainage run to be verified through roof to fresh air.

Vent pipe to be located and colour match.

All other SVPs on drainage run may terminate with Air Admittance valve. Main contractor to determine final location in due course following survey investigation.

North

Key

Existing

Proposed

0m 1m 2m 3m 4m 5m

VISUAL SCALE 1:50

DRAWING REVISIONS				
REV	DESCRIPTION	DATE	BY	CHK
A	Proposed Ramp Entrance	17.01.22	AT	RM
B	Added Roof Plan, Revised Listed Building Retained, FF stair note added. SVP Added	24.06.22	AT	RM
C	SVPs relocated to suit planning officer comment.	22.11.22	RM	RM
D	Revised floor plans to include WC & Shower Furniture added	20.04.23	AT	RM
E	Revised stair rev name	03.05.23	AT	RM
F	Revised Dayroom Layout	05.05.23	AT	RM

NOTES

DO NOT SCALE. USE FIGURED DIMENSIONS ONLY.

ALL DIMENSIONS TO BE VERIFIED ON SITE PRIOR TO THE COMMENCEMENT OF ANY WORK OR THE PRODUCTION OF SHOP DRAWINGS. ALL DISCREPANCIES TO BE REPORTED TO THE ARCHITECT.

THIS DRAWING IS TO BE READ IN CONJUNCTION WITH ALL RELATED ARCHITECTURAL AND ENGINEERS DRAWINGS AND ANY OTHER RELEVANT INFORMATION.

THIS DRAWING IS COPYRIGHT © OF DWA ARCHITECTS (LONDON) LTD.

DWA ARCHITECTS

DWA Architects (London) Ltd
Cardinal House
Link Business Park
Wetherby
United Kingdom
YO19 5JB

01904 544 400
dwa@dwa-architects.co.uk
www.dwa-architects.co.uk

CLIENT
Goldcare Homes

PROJECT
Cedar House

DRAWING TITLE
Proposed Floor Plans

DRAWING STATUS
PLANNING

SCALE	DATE
As indicated @ A0	05/28/21
DRAWN BY	CHECKED BY
LDF	RM
JOB NO.	DWG NO.	REV
G2846	110	F