


Condition 3: P2

Note: This Drawing is for planning purpose and should not be used for construction.
All dimensions should be confirmed on site and any deviation should be reported back to designer.

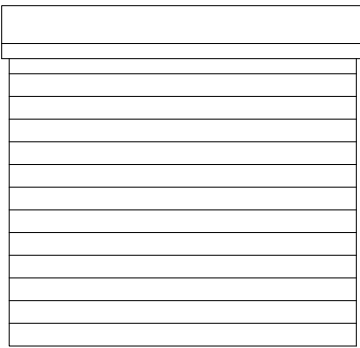
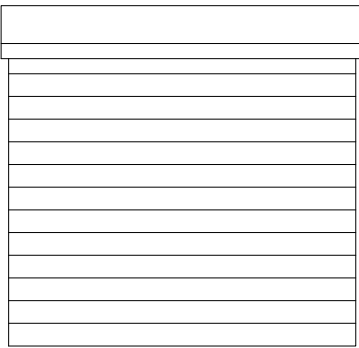

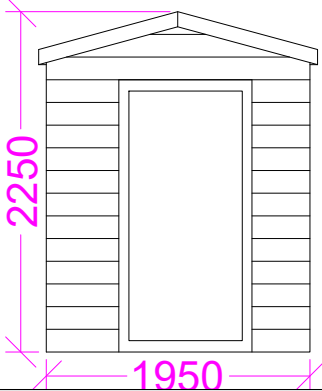
v) **Boundary Treatment:** Timber Lap fence panels on 150mm concrete gravel board and concrete fence post.
Location on the attached plan. **Marked as (iv)**

- Timber Fence:**
Material: Timber Lap Fence Panel
Colour: Natural Treated timber
Height: 6Ft (1830mm)
Width: 6Ft (1830mm)
- Concrete Gravel Board:**
Material: Concrete
Colour: Natural concrete
Height: 150mm
Width: 6FT (1830mm)
- Concrete Fence Post:**
Material: Concrete
Colour: Natural Concrete
Height: 6FT (1830mm)
Width: 100mm



Condition 3 (c):
i) **Cycle Storage:** Location on the attached plan. **Marked as (3Ci)**

- Material: Timber
Colour: Natural Treated timber
Height: 2250mm
Width: 1950mm
Lockable front



ii) **Refuse Storage:** Location on the attached plan. **Marked as (3Cii)**

- Material: Timber
Colour: Natural Treated timber
Height: 1300mm
Width: 1500mm
Lockable front



Proposed Development:

Cond 3

Site Address:

25 Sipson Lane
Hayes
UB3 5EH

Revisions:

Rev	Date	Description
A	03/02/2025	

Drawing Description:

Cond 3 P2

Drawing No:

ART/2025/NH25SL/COND3P2

Paper Size:

A3

Sheet No:

2 of 3

ART CONSULTANTS (UK) LTD
113 LONG LANE
STANWELL
TW19 7AL
M:07960071377
E: ARTCONSULTANTSUK@GMAIL.COM