

**1 Construction Exclusion Zone**

- 1.1 No works will be undertaken within any Construction Exclusion Zone (CEZ). The CEZs are to be afforded protection at all times and will be protected by fencing. A protective fence shall be erected prior to the commencement of any site works e.g., before any materials or machinery are brought on site, development or the stripping of soil commences.
- 1.2 The fence shall have signs attached to it stating that this is a Construction Exclusion Zone and that **NO WORKS are Permitted within the fence**. The tree protection fencing may only be removed following completion of all construction works.
- 1.3 The fence is required to be sited in accordance with the Tree Protection Plan.
- 1.4 They must be constructed as per Figures 1 and 2 in BS 5837 2012 and be fit for excluding any construction activity. Any other fence or barrier used must be fit for the purpose.
- 1.5 The fencing unless otherwise agreed with the tree officer shall consist of Heras fencing panels, around 3.5m long and 2 m tall. They shall be fixed into the ground on scaffold poles driven at least 0.6 m into the ground. They shall be supported by rear struts also secured to posts driven into the ground.
- 1.6 All bolts shall be secured from inside the fencing to prevent easy removal from the outside during the construction phase.
- 1.7 Where there are **existing hard surfaces**, then rubber feet can be used to support the fencing, but these rubber feet shall be secured into the ground with road pins or other robust metal pins, to prevent the fencing being moved. This stall also be secured by rear struts which are also pinned into the ground.
- 1.8 All tree protection fencing shall be regarded as sacrosanct and will not be removed or altered without prior written consent of the Local Authority Tree Officer.

Figure 3 Example of Signage on Fencing



**Legend:**

- CATEGORY A TREE
- CATEGORY B TREE
- CATEGORY C TREE
- CATEGORY U TREE
- ROOT PROTECTION AREA (RPA) Coloured by Tree Category
- MODIFIED ROOT PROTECTION AREA (MRPA)
- CROWN SPREAD
- TREE TO BE REMOVED
- PROTECTIVE FENCING
- TEMPORARY GROUND PROTECTION
- "NO-DIG" CONSTRUCTION
- ◆ NEW TREE
- ▲ SOIL TEST
- SHADE (CURRENT)
- SHADE (FUTURE)
- LOW BRANCH DIRECTION
- HAND- DIG EXCAVATION
- CONSTRUCTION EXCLUSION ZONE
- PROPOSED LAYOUT

**Notes:**




Figure 1 Fence Specification Soft Ground

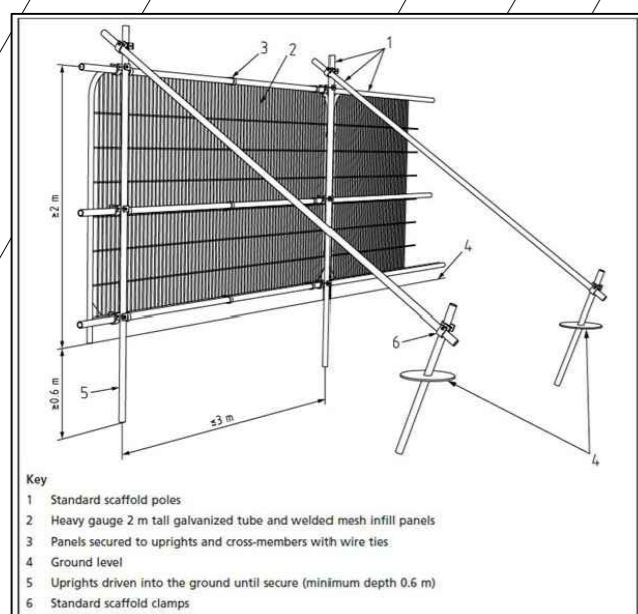
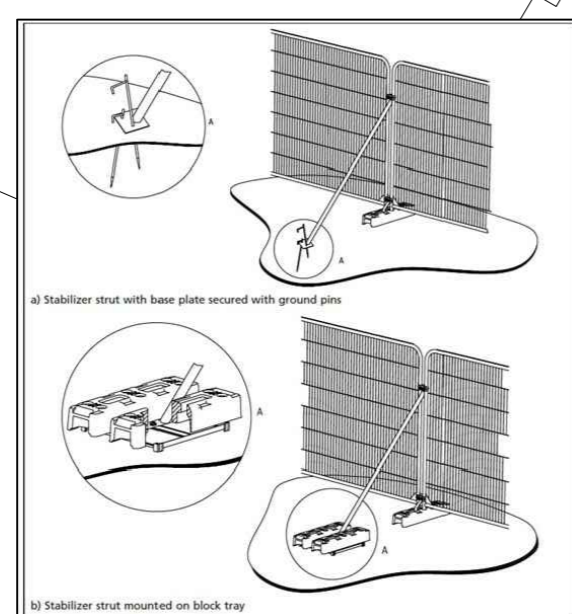


Figure 2 Fence Specification Hard Ground ONLY



SITE ENTRANCE

SITE OFFICE, FACILITIES, & STORAGE

ADDITIONAL STORAGE

T04 Cabbage tree C1

T05 Cabbage tree C1

T01 Box elder maple C1/2

T02 Cherry plum C1

T03 Common laburnum C1

T08 Common laburnum C1

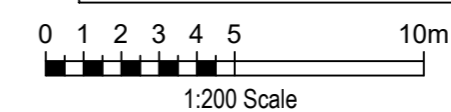
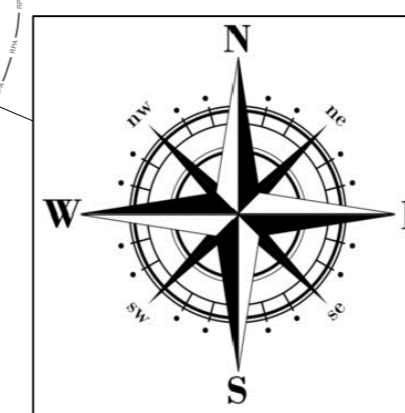
G02 Mixed species C2

T06 Chusan palm C1

G01 Leyland cypress x10 C2

T07 Leyland Cypress 'Castlewella'

T09 Silver birch B1



**Arbor Cultural Ltd.**  
*Providing Expertise on Your Trees (R)*

36 Central Avenue, West Molesey, Surrey, KT8 2QZ  
 T 0333 577 5523 M 07899 984162  
 E: admin@arbor-cultural.co.uk W: www.arbor-cultural.co.uk

Client: Mr Faluck Patel  
 Project: 29 Thornhill Road, Ickenham, Uxbridge UB10 8SG  
 Title: TREE CONSTRAINTS PLAN  
 TREE PROTECTION PLAN  
 Date: 07/04/26 Scale: 1:200 Original Paper Size: A2  
 Drawn: IST Checked: - N/A Job Ref: AC.2026.0534  
 Drawing Number: TPP-01 Rev: A

