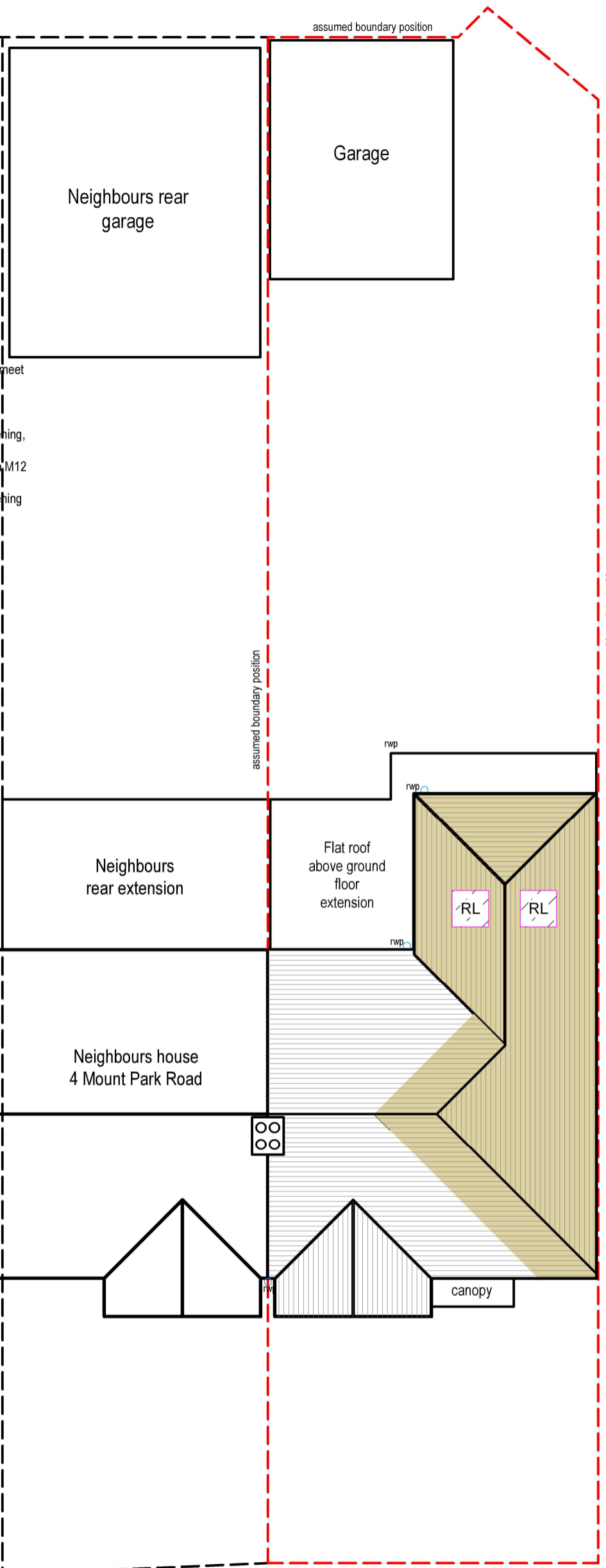


REAR ACCESS ROAD TO GARAGE AT REAR OF GARDEN

NEIGHBOURS GARDEN



NEIGHBOURS GARDEN

NEIGHBOURS GARDEN

NEIGHBOURS GARDEN

NEIGHBOURS GARDEN

NEIGHBOURS OUTBUILDING

SIDE ACCESS ROAD

6 Mount Park Road



ROOF LIGHTS on pitch roof

Rooflights to be double glazed + to meet 'U' value of min. 2.0 W/m sq.K. All roof lights to be A-A fire rated.

Double up rafters on the side of opening, supporting double trimmers above & below opening. Bolt together with M12 bolts at 450 c/s. Must be 450mm minimum clear opening with non opening fasteners.

Slim line frame for pitched roof. Reset within roof tiles. Can be fixed to roof pitch as low as 12 deg. & as high as 90 deg.



New first floor roof

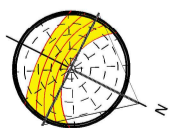
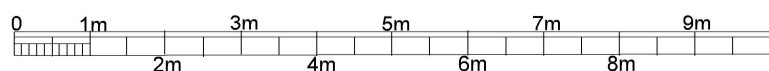
13

PROP ROOF PLAN
Scale: 1:100



tel : 0796 222 3141
email : sandeep@sskarchitects.co.uk

scale - 1 : 100 @ A3



PROPOSED

Purpose - Householder planning application

All dimensions to be checked on site. All omissions & discrepancies to be reported to the designer. © SSK architects owns the copyright of this drawing which must not be reproduced in whole or part without the written permission.	PROJECT: 2 Mount Park Road, Pinner, HA5 2JR	DATE: 30/05/2026
	DWG NO: PROP ROOF 13	REVISION: