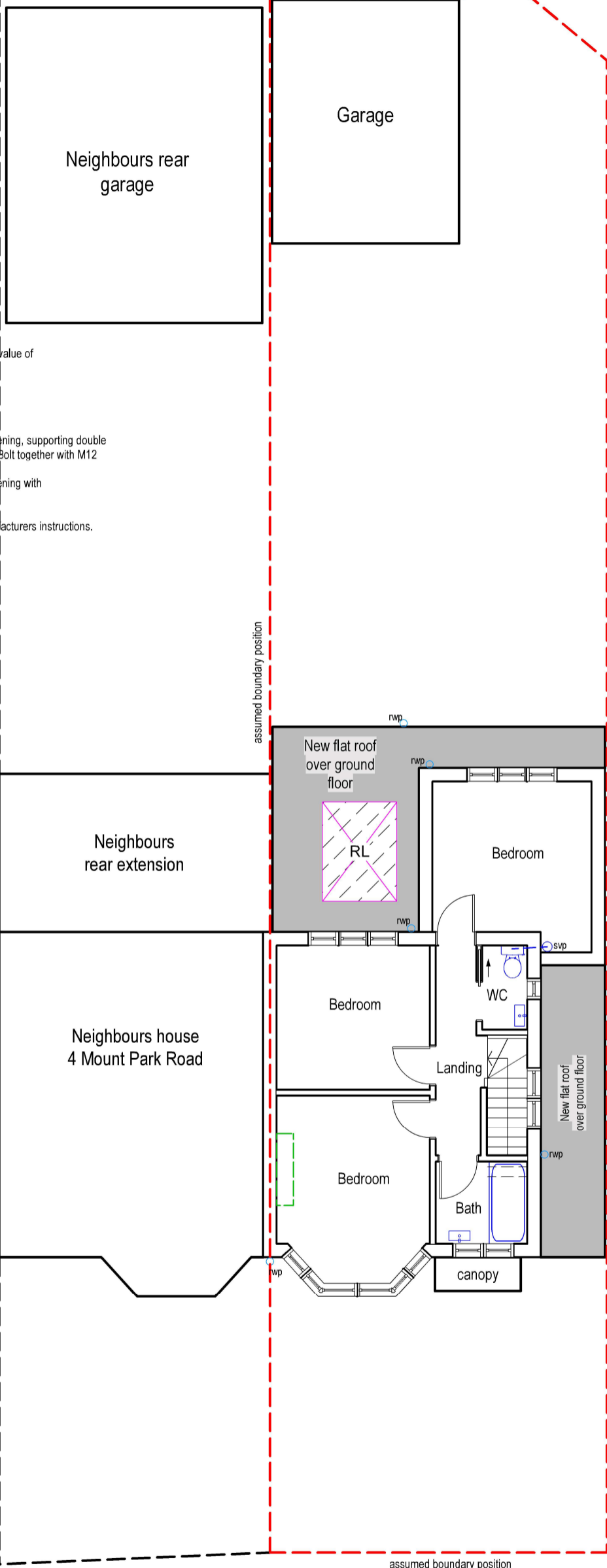


REAR ACCESS ROAD TO GARAGE AT REAR OF GARDEN

NEIGHBOURS GARDEN

assumed boundary position



NEIGHBOURS GARDEN

NEIGHBOURS GARDEN

NEIGHBOURS GARDEN

NEIGHBOURS GARDEN

NEIGHBOURS OUTBUILDING

SIDE ACCESS ROAD

6 Mount Park Road

Neighbours house
4 Mount Park Road

Neighbours rear extension

New flat roof over ground floor



Bedroom

Bedroom

WC

Landing

Bedroom

Bath

canopy

New flat roof over ground floor



ROOF LANTERN
over flat roof
KORNICHE or similar
slim line aluminium
roof lantern

To be double glazed + to meet 'U' value of min. 2.0 W/m sq.K.
All roof lights to be A-A fire rated.

Fully thermally broken construction

Double up rafters on the side of opening, supporting double trimmers above & below opening. Bolt together with M12 bolts at 450 c/s.
Must be 450mm minimum clear opening with non opening fasteners.

Fixed in accordance with the manufacturers instructions.

assumed boundary position

assumed boundary position

assumed boundary position

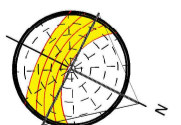
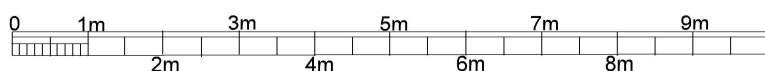
12

PROP FF PLAN
Scale: 1:100



tel : 0796 222 3141
email : sandeep@sskarchitects.co.uk

scale - 1 : 100 @ A3



PROPOSED

Purpose - Householder planning application

All dimensions to be checked on site. All omissions & discrepancies to be reported to the designer. © SSK architects owns the copyright of this drawing which must not be reproduced in whole or part without the written permission.	PROJECT: 2 Mount Park Road, Pinner, HA5 2JR	DATE: 30/05/2026
	DWG NO: PROP FF	REVISION: 12