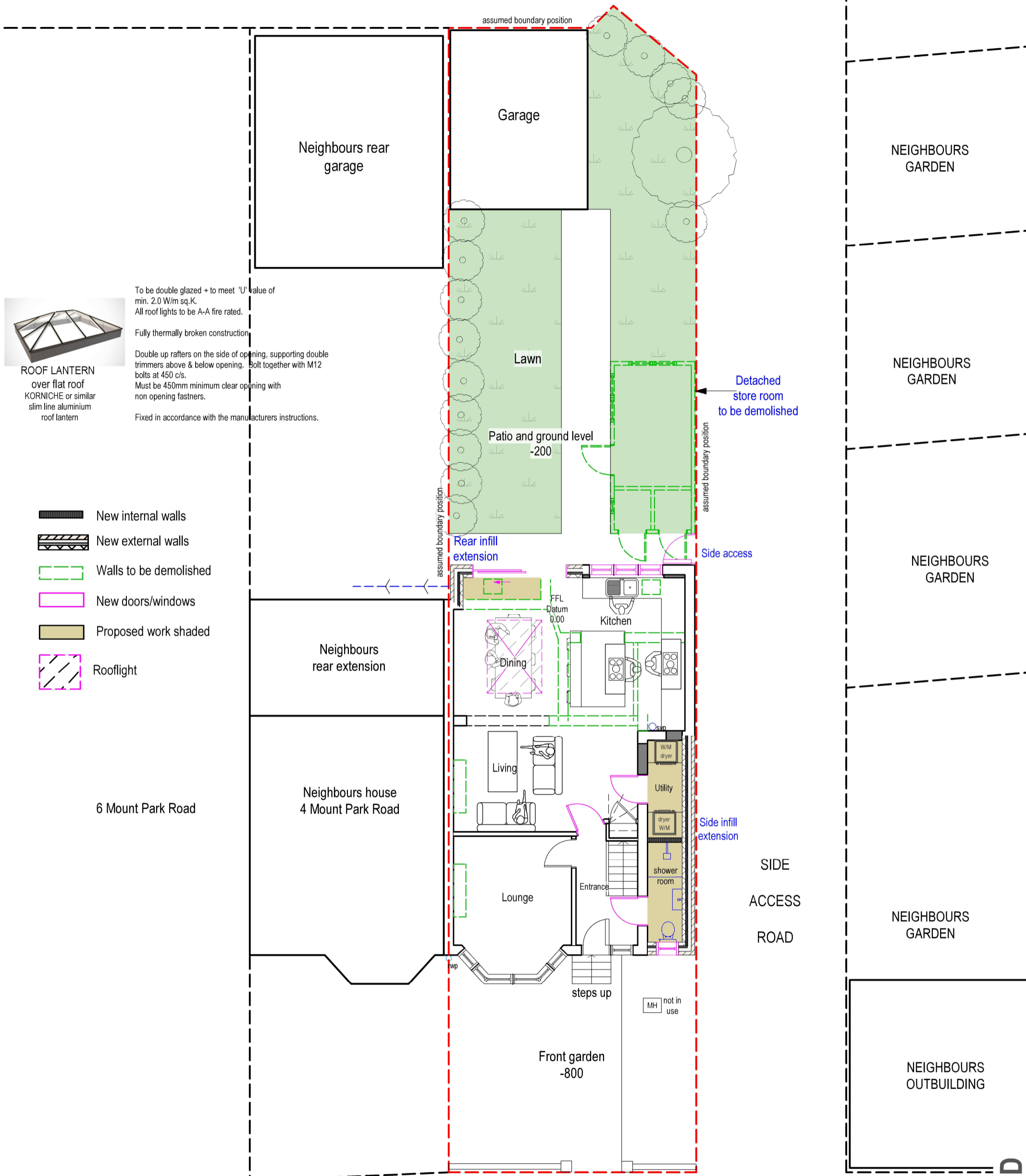


REAR ACCESS ROAD TO GARAGE AT REAR OF GARDEN



ROOF LANTERN
over flat roof
KORNICHE or similar
slim line aluminium
roof lantern

To be double glazed + to meet 'U' value of min. 2.0 W/m sq.K.
All roof lights to be A-A fire rated.
Fully thermally broken construction.
Double up rafters on the side of opening, supporting double trimmers above & below opening. Bolt together with M12 bolts at 450 c/s.
Must be 450mm minimum clear opening with non opening fasteners.
Fixed in accordance with the manufacturers instructions.

- New internal walls
- New external walls
- Walls to be demolished
- New doors/windows
- Proposed work shaded
- Rooflight

6 Mount Park Road

Neighbours house
4 Mount Park Road

SIDE
ACCESS
ROAD

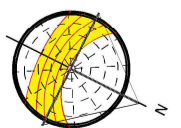
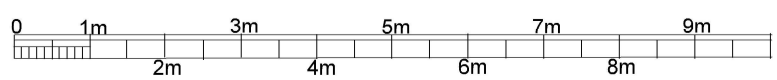
NEIGHBOURS
OUTBUILDING

11 **PROP GF PLAN**
Scale: 1:100



tel : 0796 222 3141
email : sandeep@sskarchitects.co.uk

scale - 1 : 100 @ A3



PROPOSED

Purpose - Householder planning application

All dimensions to be checked on site. All omissions & discrepancies to be reported to the designer. © SSK architects owns the copyright of this drawing which must not be reproduced in whole or part without the written permission.	PROJECT: 2 Mount Park Road, Pinner, HA5 2JR	DATE: 30/05/2026
	DWG NO: PROP GF	11