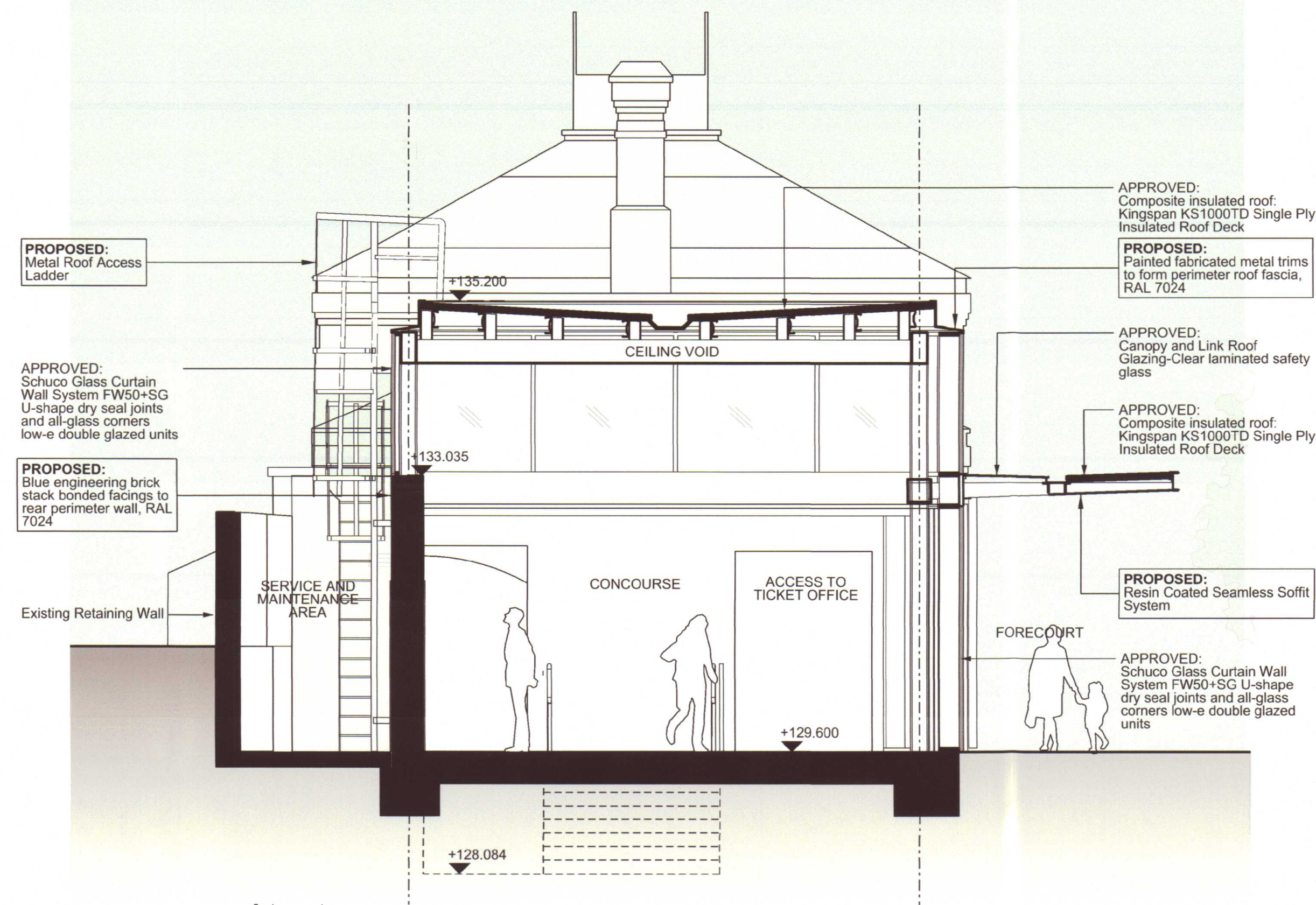


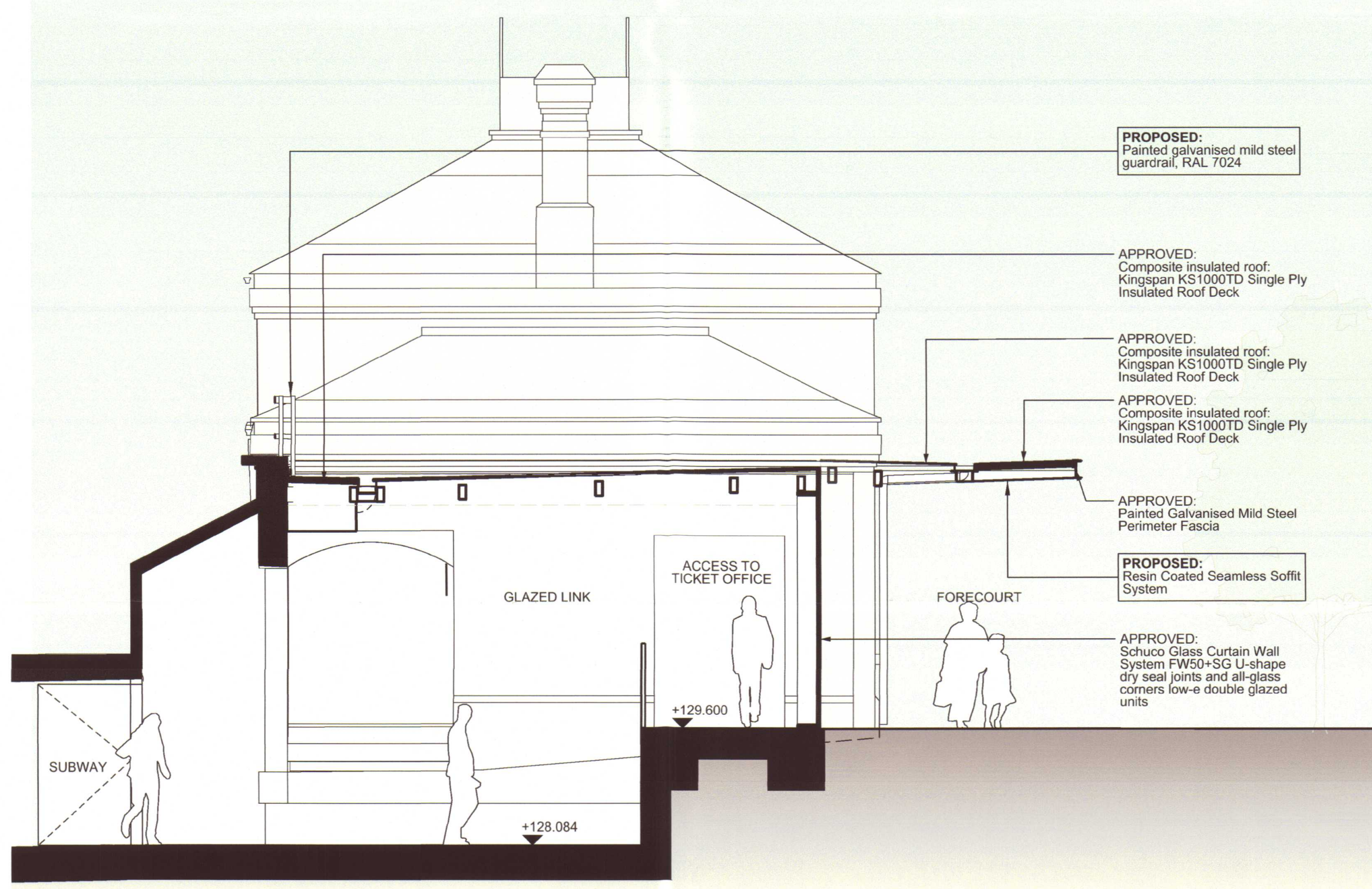
1_SECTION THROUGH EXISTING TICKET OFFICE ENTRANCE

1:50



3_SECTION THROUGH NEW STATION EXTENSION

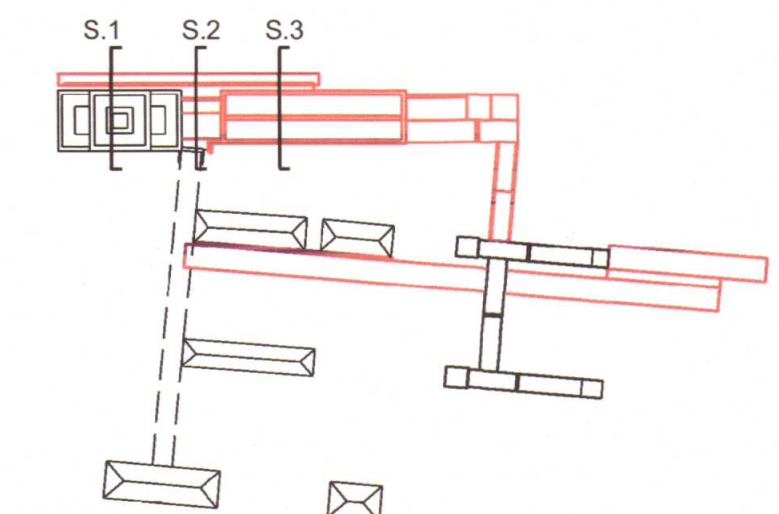
1:50



2_SECTION THROUGH GLAZED LINK

1:50

Legend/Notes



PROPOSED: For approval
AS APPROVED in previous Schedule 7 submission reference: 31592/AP/2015/166

Notes
1. ALL DIMENSIONS ARE IN MILLIMETRES UNLESS OTHERWISE STATED.

Rev	Date	Description of Revisions	Drawn	Chkd	Appr	Suitability
P01	04/08/17	Issued for Revised Planning Submission	TL	MG	MH	
P02	15/08/17	Issued for Revised Planning Submission	CS	MG	MH	
P03	31/08/17	Issued for Revised Planning Submission	CS	MG	MH	

Approval Required for Schedule 7



Authorised	Signed	Date
Contractor(s) Arcadis (UK) Ltd		
Asset West Drayton Stn		
Sub-Asset		
Type CAD Drawing	Sub-Type Section	
Role Architect	Sub-Role Space Planning	
Location None		
Phasing Proposed	Grid Stage 4	Withdrawn

Project
Crossrail on-surface works

Contract No.
WSN3F

Contract Title
123215 - DIRECT DESIGN - ARCADIS

Drawing Title
**WEST DRAYTON STATION
PLAN FOR APPROVAL
PROPOSED CANOPY SECTIONS**

Designed	Signed	Date
Drawn C.Stamatopoulou	Signed	Date 31/08/17
Checked M.Gerbi	Signed	Date 31/08/17
Approved M.Haste	Signed	Date 31/08/17

Scale(s) 1:50	ELR & Mileage MLN1	To	From
Alternative Reference			Sheet 1 of 1
Drawing Number WSN3F-EAR-DRG-ARC-720551			Revision P03

-7 SEP 2017