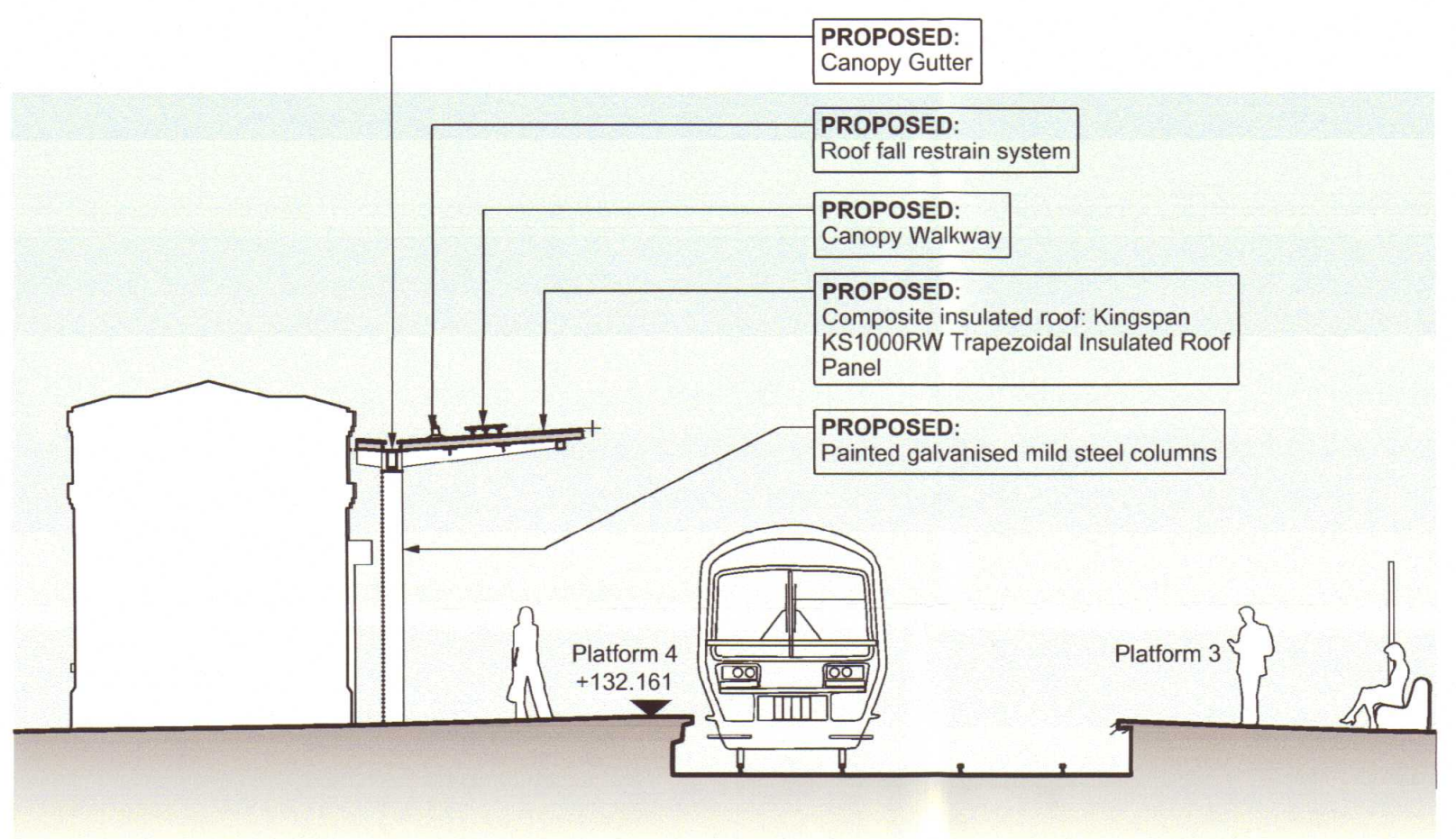


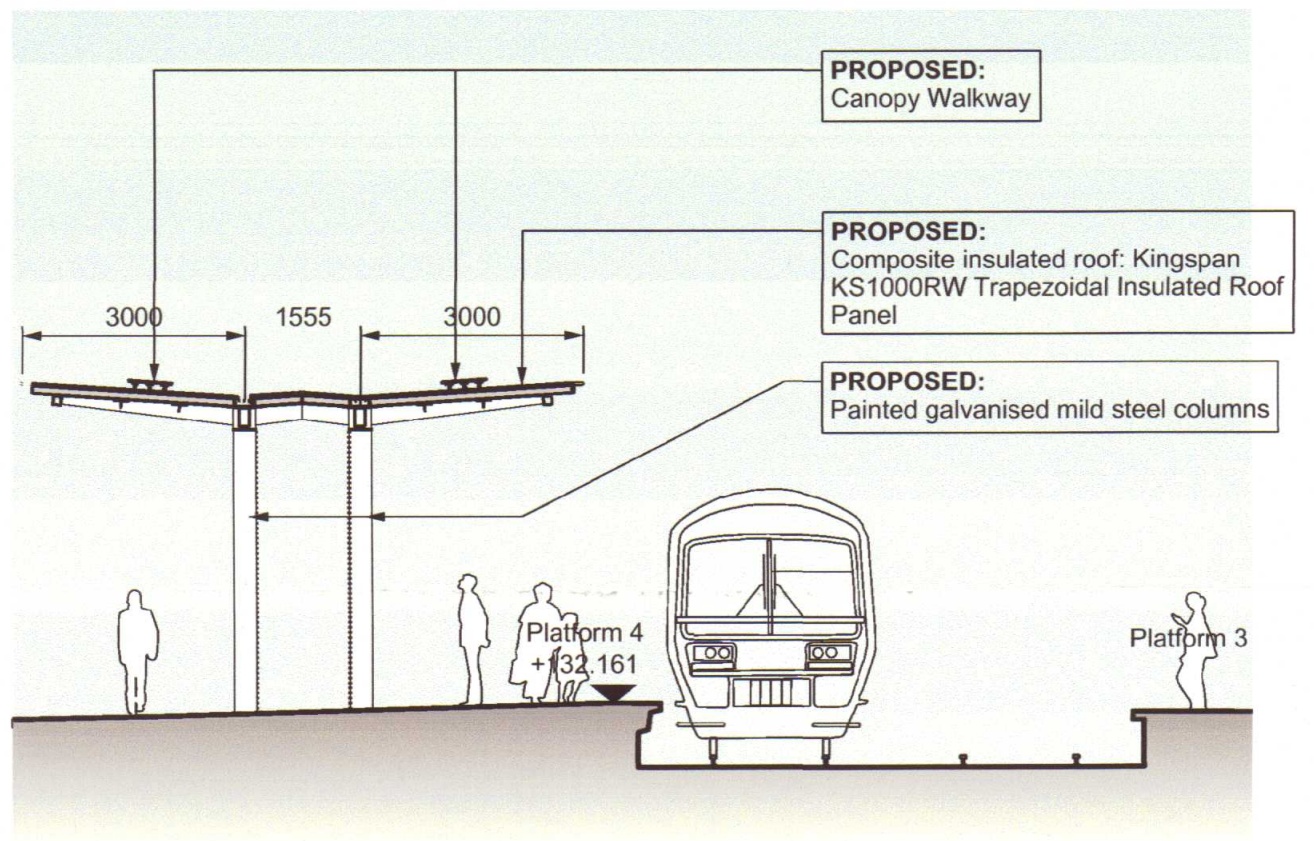
1 - SECTION ACROSS PLATFORMS

1:100



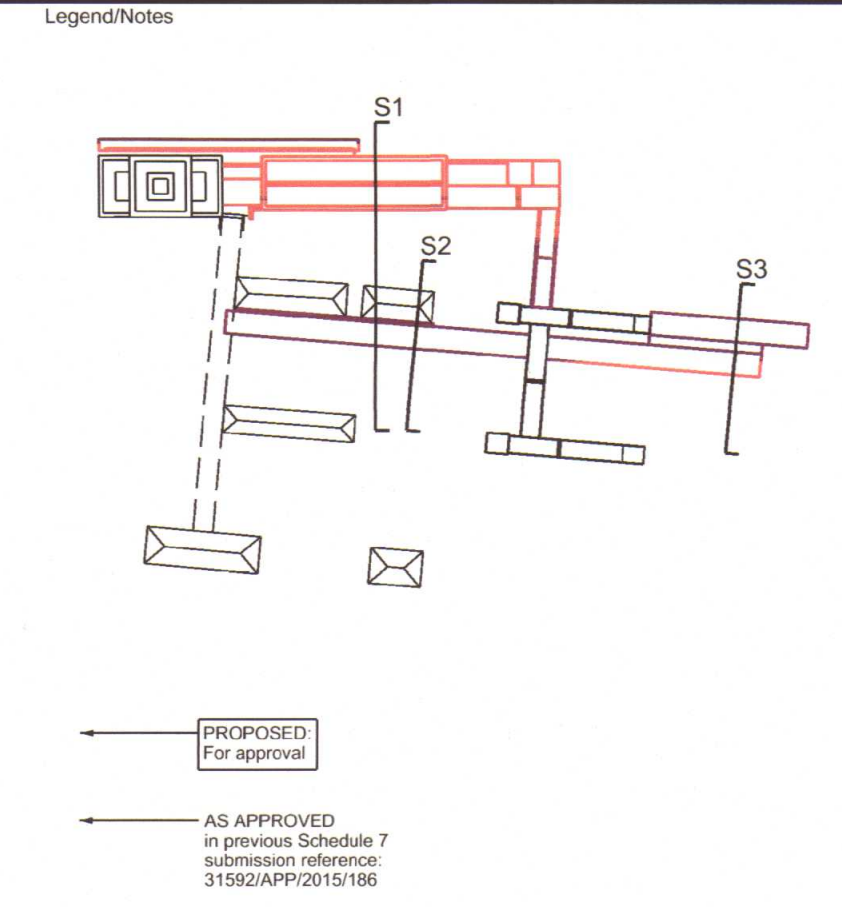
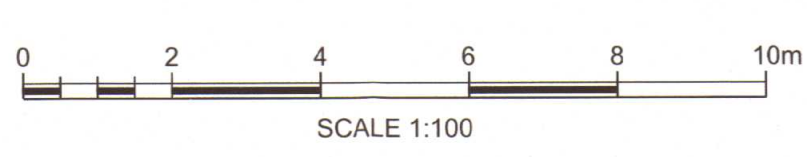
2 - SECTION ACROSS PLATFORMS - CANOPY

1:100



3 - SECTION ACROSS PLATFORMS - CANOPY (2)

1:100



Notes  
1. ALL DIMENSIONS ARE IN MILLIMETRES UNLESS OTHERWISE STATED.

P01	04/08/17	Issued for Revised Planning Submission	TL	MG	MH
P02	15/08/17	Issued for Revised Planning Submission	CS	MG	MH
P03	31/08/17	Issued for Revised Planning Submission	CS	MG	MH
Rev	Date	Description of Revisions	Drawn	Chkd	Appr
Status			Suitability		

Approval Required for Schedule 7



Authorised \_\_\_\_\_ Signed \_\_\_\_\_ Date \_\_\_\_\_

Contractor(s)  
**Arcadis (UK) Ltd**

Asset  
West Drayton Strn

Sub-Asset

Type  
CAD Drawing

Sub-Type  
Section

Role  
Architect

Sub-Role  
Space Planning

Location  
None

Phasing  
Proposed

Grip Stage  
4

Withdrawn

Project  
**Crossrail on-surface works**

Contract No.  
**WSN3F**

Contract Title  
**123215 - DIRECT DESIGN - ARCADIS**

Drawing Title  
**WEST DRAYTON STATION  
PLAN FOR APPROVAL  
BUILDING SECTIONS  
ACROSS PLATFORMS**

Designed \_\_\_\_\_ Signed \_\_\_\_\_ Date \_\_\_\_\_

Drawn  
**C.Stamatopoulou**

Checked  
**M.Gerbi**

Approved  
**M.Haste**

Date  
**31/08/17**

Date  
**31/08/17**

Date  
**31/08/17**

Scale(s)  
**1:100**

ELR & Mileage  
**MLN1**

To

From

Alternative Reference

Sheet  
**1 of 1**

Drawing Number  
**WSN3F-EAR-DRG-ARC-720511**

Revision  
**P03**