



Client: **Odyssey Markides**

Project Number: **TSP12633**

Project Name: **Hayes, Hillingdon**

Survey Type: **Queue Length Survey**


Survey Date: **19 April 2016**

Survey Time: **07:00 - 10:00 and 16:00 - 19:00**

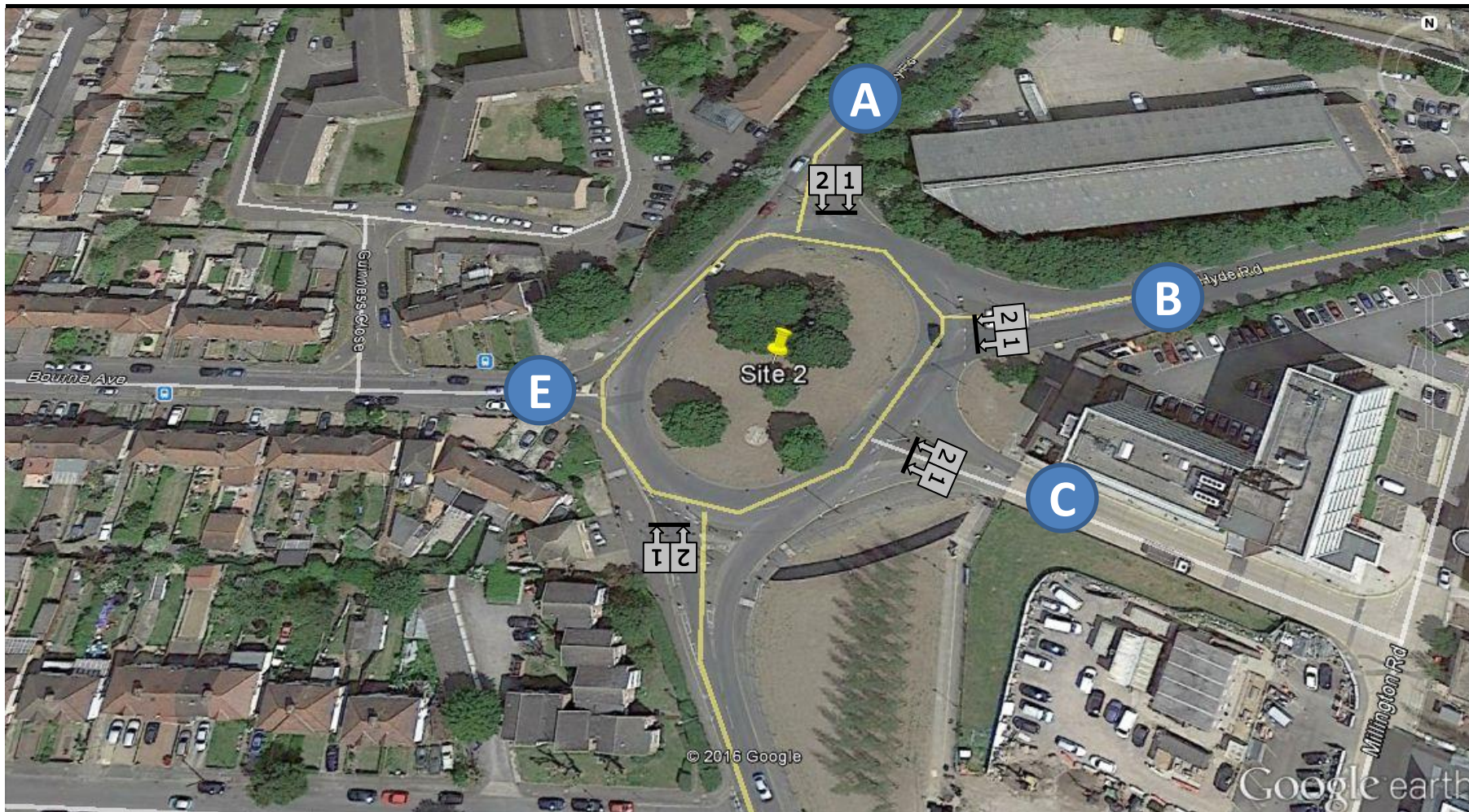
Weather: **Dry**

Comments:

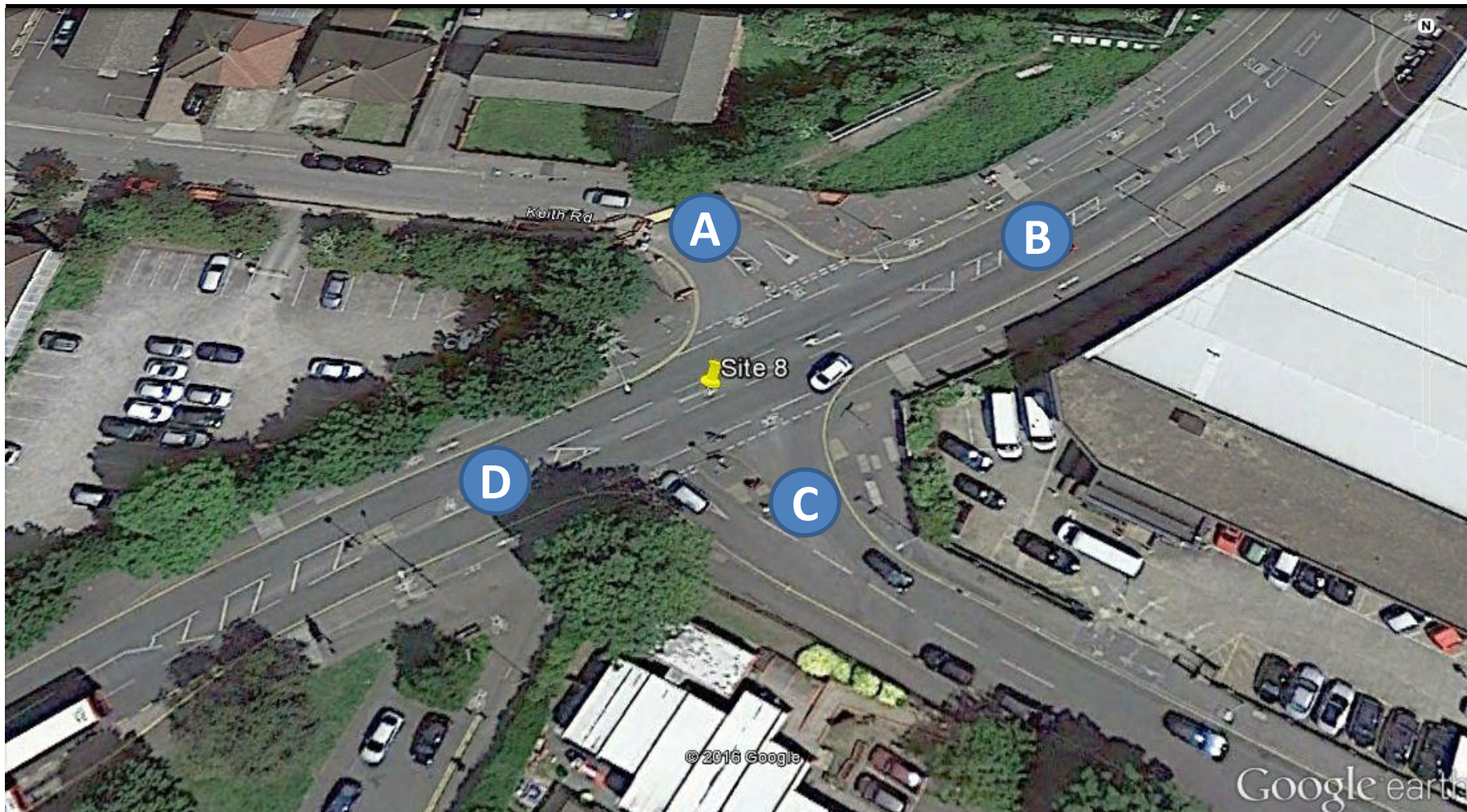
Project Number: TSP12633
Project Name: Hayes, Hillingdon
Survey Type: Queue Length Survey
Site No: 1
Location: A437/ Dawley Road/ Blyth Road/ Kestrel Way/ Betam Road



Project Number: TSP12633
Project Name: Hayes, Hillingdon
Survey Type: Queue Length Survey
Site No: 2
Location: Dawley Road/ N Hyde Road/ Bourne Ave



Project Number: TSP12633
Project Name: Hayes, Hillingdon
Survey Type: Queue Length Survey
Site No: 8
Location: Station Road/ Nestles Ave/ Keith Road

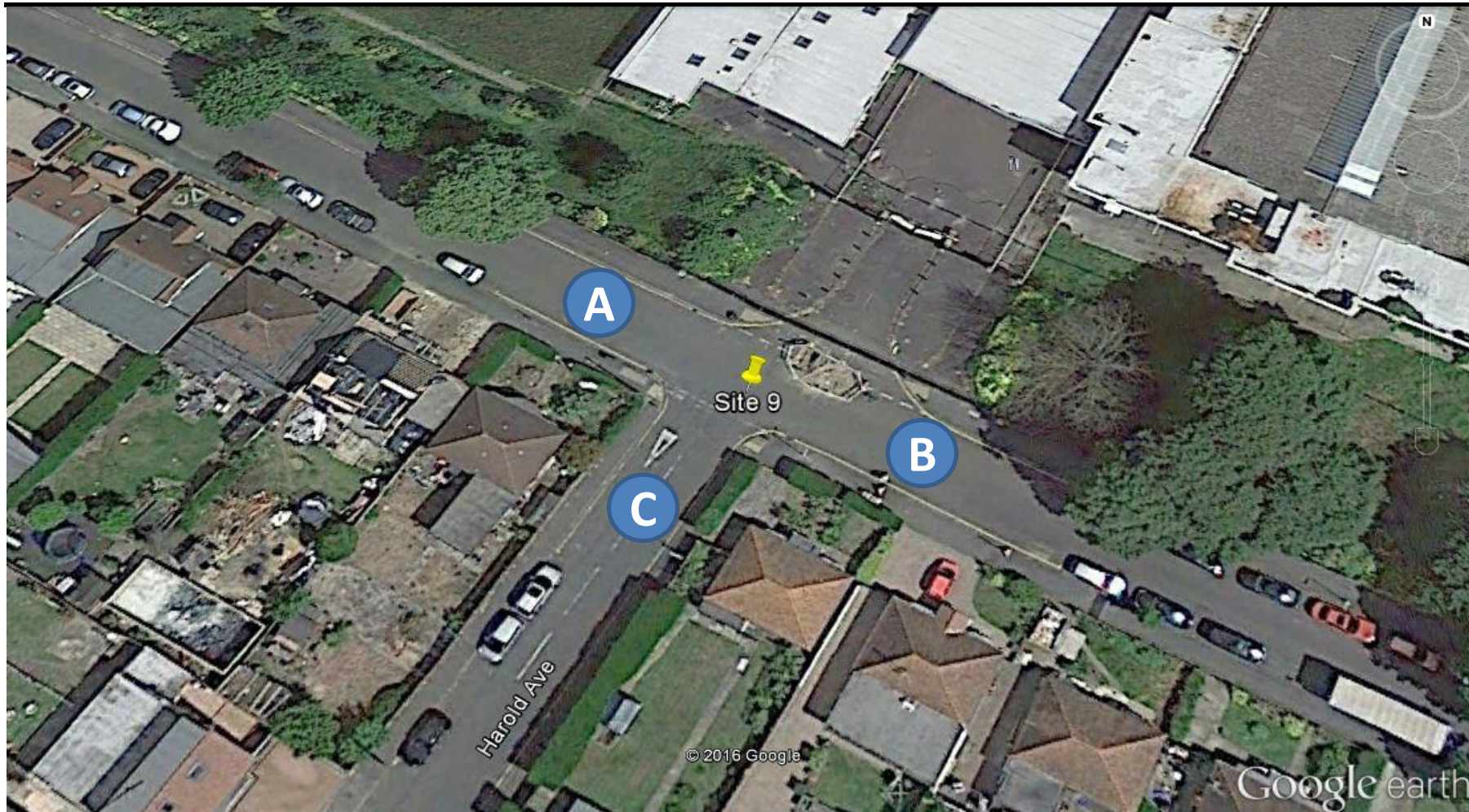


Project Number: **TSP12633**
 Project Name: **Haves, Hillingdon**
 Survey Type: **Queue Length Survey**
 Site No: **###**
 Location: **Station Road/ Nestles Ave/ Keith Road**
 Date: **19 April 2016, Tuesday**



1					1.5					2									
Arm A					Arm B					Arm C					Arm D				
Time	Lane 1				Time	Lane 1				Time	Lane 1				Time	Lane 1			
	Car/Lgv	Ogv 1	Ogv 2/Bus	PCU		Car/Lgv	Ogv 1	Ogv 2/Bus	PCU		Car/Lgv	Ogv 1	Ogv 2/Bus	PCU		Car/Lgv	Ogv 1	Ogv 2/Bus	PCU
07:00 - 10:00																			
07:00				0	07:00				0	07:00	1			1	07:00	1			1
07:05	1			1	07:05				0	07:05	1			1	07:05	1			1
07:10	1			1	07:10				0	07:10	1			1	07:10				0
07:15	1			1	07:15				0	07:15	1			1	07:15	1			1
07:20	0			0	07:20				0	07:20	1			1	07:20	1			0
07:25	1			1	07:25				7	07:25	1			1	07:25	1			0
07:30	1			1	07:30	3			3	07:30	1			1	07:30				0
07:35	1			1	07:35				0	07:35	1			1	07:35	1			1
07:40	1			1	07:40				0	07:40	1			1	07:40				0
07:45	2			2	07:45	1			1	07:45	1			1	07:45	1			1
07:50	1			1	07:50				0	07:50	1			1	07:50				0
07:55	0			0	07:55				2	07:55	1			1	07:55	3			3
08:00	1			1	08:00				1	08:00	1			1	08:00	2			2
08:05	1			1	08:05	5			5	08:05	3			3	08:05	3			3
08:10	1			1	08:10	11			11	08:10	2			2	08:10	1			1
08:15				0	08:15				0	08:15	2			2	08:15				0
08:20	2			2	08:20				0	08:20	3			3	08:20				0
08:25	0			0	08:25	9		1	11	08:25	3			3	08:25	1			1
08:30	1			1	08:30	7		1	8.5	08:30	3			3	08:30	2			2
08:35	2			2	08:35				0	08:35	1			1	08:35				0
08:40	2			2	08:40	2			2	08:40	4			4	08:40	1			1
08:45	1			1	08:45				0	08:45	1			1	08:45				0
08:50	1			1	08:50				0	08:50	3			3	08:50	1			1
08:55				0	08:55				0	08:55	0			0	08:55				0
09:00	1			1	09:00				1	09:00	2			2	09:00				0
09:05	1			1	09:05				0	09:05	1			1	09:05	1			1
09:10	1			1	09:10				0	09:10	1			1	09:10				0
09:15	2			2	09:15				0	09:15	1			1	09:15	1			1
09:20	0			0	09:20				0	09:20	2			2	09:20	1			1
09:25	1			1	09:25				0	09:25	1			1	09:25	1			1
09:30	1			1	09:30				0	09:30	0			0	09:30				0
09:35	0			0	09:35				0	09:35	2			2	09:35				0
09:40	1			1	09:40				0	09:40	0			0	09:40				0
09:45	2			2	09:45	4			4	09:45	1			1	09:45	1			1
09:50	0			0	09:50				0	09:50	1			1	09:50				0
09:55	1			1	09:55				0	09:55	0			0	09:55				0
16:00 - 19:00																			
16:00	1			1	16:00				0	16:00	1			1	16:00	2			2
16:05				0	16:05				0	16:05	1			1	16:05	1			1
16:10	1			1	16:10				0	16:10	2			2	16:10				0
16:15	1			1	16:15				0	16:15	3			3	16:15	1			1
16:20	0			0	16:20				0	16:20	1			1	16:20				0
16:25				0	16:25	2			2	16:25	3			3	16:25				0
16:30	3			3	16:30				0	16:30	1	1		2.5	16:30				0
16:35	1			1	16:35				0	16:35	1		1	3	16:35	1			1
16:40	3			3	16:40				0	16:40	1			1	16:40				0
16:45	1			1	16:45	1			1	16:45	2			2	16:45				0
16:50	1			1	16:50	8		1	10	16:50		1		1.5	16:50				0
16:55	1			1	16:55				0	16:55	1			1	16:55				0
17:00	1			1	17:00				0	17:00	1			1	17:00				0
17:05	1			1	17:05	6			6	17:05	2			2	17:05	1			1
17:10	0			0	17:10				0	17:10	1			1	17:10				0
17:15	1			1	17:15	1			1	17:15	3			3	17:15				0
17:20	2			2	17:20	1			1	17:20	1			1	17:20	1			1
17:25				0	17:25				0	17:25	1	1		2.5	17:25	2			2
17:30	0			0	17:30				0	17:30	1			1	17:30				0
17:35	2			2	17:35	1			1	17:35	4			4	17:35				0
17:40	1			1	17:40				0	17:40	1			1	17:40	1			1
17:45	2			2	17:45				1	17:45	2			2	17:45	2			2
17:50	1			1	17:50				1	17:50	1			1	17:50	1			1
17:55	1			1	17:55	2			2	17:55	2			2	17:55				0
18:00	0			0	18:00				0	18:00	1			1	18:00				0
18:05				1	18:05				0	18:05	1			1	18:05				0
18:10	0			0	18:10				1	18:10	1			1	18:10				0
18:15	0			0	18:15				0	18:15	3			3	18:15	1			1
18:20	1			1	18:20				0	18:20	4		1	5.5	18:20	1			1
18:25	1			1	18:25				0	18:25	3			3	18:25				0
18:30	1			1	18:30				0	18:30	1			1	18:30				0
18:35	1			1	18:35				0	18:35	4			4	18:35				0
18:40	1			1	18:40				0	18:40	2			2	18:40	1			1
18:45	1			1	18:45				0	18:45	2			2	18:45				0
18:50	1			1	18:50				0	18:50	2			2	18:50				0
18:55				0	18:55				0	18:55	1			1	18:55				0

Project Number: TSP12633
Project Name: Hayes, Hillingdon
Survey Type: Queue Length Survey
Site No: 9
Location: Nestles Ave/ Harold Ave




Project Number: TSP12633
 Project Name: Hayes, Hillingdon
 Survey Type: Queue Length Survey
 Site No: ###
 Location: Nestles Ave/ Harold Ave
 Date: 19 April 2016, Tuesday



1 1.5 2														
Arm A					Arm B					Arm C				
Time	Lane 1				Time	Lane 1				Time	Lane 1			
	Car/Lvy	Ogv 1	Ogv 2/Bus	PCU		Car/Lvy	Ogv 1	Ogv 2/Bus	PCU		Car/Lvy	Ogv 1	Ogv 2/Bus	PCU
07:00 - 10:00														
07:00				0	07:00				0	07:00				0
07:05				0	07:05				0	07:05				0
07:10				0	07:10				0	07:10				0
07:15				0	07:15				0	07:15				0
07:20				0	07:20				0	07:20				0
07:25				0	07:25				0	07:25	1			1
07:30				0	07:30				0	07:30				0
07:35				0	07:35				0	07:35				0
07:40				0	07:40				0	07:40				0
07:45				0	07:45				0	07:45				0
07:50				0	07:50				0	07:50	1			1
07:55				0	07:55				0	07:55				0
08:00	1			1	08:00				0	08:00				0
08:05				0	08:05				0	08:05	1			1
08:10				0	08:10				0	08:10				0
08:15				0	08:15				0	08:15	1			1
08:20				0	08:20				0	08:20				0
08:25				0	08:25				0	08:25	1			1
08:30				0	08:30				0	08:30	1			1
08:35				0	08:35				0	08:35	1			1
08:40				0	08:40				0	08:40				0
08:45				0	08:45				0	08:45				0
08:50				0	08:50				0	08:50				0
08:55				0	08:55				0	08:55				0
09:00				0	09:00				0	09:00				0
09:05				0	09:05				0	09:05				0
09:10				0	09:10				0	09:10				0
09:15				0	09:15				0	09:15				0
09:20				0	09:20				0	09:20				0
09:25				0	09:25				0	09:25	1			1
09:30				0	09:30				0	09:30				0
09:35				0	09:35				0	09:35				0
09:40				0	09:40				0	09:40	1			1
09:45	1			1	09:45				0	09:45				0
09:50				0	09:50				0	09:50				0
09:55				0	09:55				0	09:55				0
16:00 - 19:00														
16:00				0	16:00				0	16:00				0
16:05				0	16:05				0	16:05				0
16:10				0	16:10				0	16:10				0
16:15				0	16:15				0	16:15				0
16:20				0	16:20				0	16:20				0
16:25				0	16:25				0	16:25				0
16:30				0	16:30				0	16:30				1.5
16:35	1			1	16:35				0	16:35	1	1		1
16:40				0	16:40				0	16:40				0
16:45	1			1	16:45				0	16:45				0
16:50				0	16:50				0	16:50	1			1
16:55				0	16:55				0	16:55				0
17:00				0	17:00				0	17:00				0
17:05				0	17:05	1			1	17:05				0
17:10				0	17:10				0	17:10				0
17:15				1	17:15				0	17:15				0
17:20				0	17:20				0	17:20				0
17:25				0	17:25				0	17:25				0
17:30				0	17:30				0	17:30				0
17:35				0	17:35				0	17:35	1			1
17:40				0	17:40				0	17:40				0
17:45				0	17:45				0	17:45				0
17:50				0	17:50				0	17:50	1			1
17:55				0	17:55				0	17:55				0
18:00				0	18:00				0	18:00				0
18:05				0	18:05				0	18:05				0
18:10				0	18:10				0	18:10	1			1
18:15				0	18:15				0	18:15				0
18:20	1			1	18:20				0	18:20	2			2
18:25				0	18:25	1			1	18:25	2			2
18:30				0	18:30				0	18:30	1			1
18:35	1			1	18:35				1	18:35	1			1
18:40				0	18:40				0	18:40				0
18:45				0	18:45				0	18:45	1			1
18:50	1			1	18:50				0	18:50				0
18:55				0	18:55				0	18:55				0

Project Number: TSP12633
Project Name: Hayes, Hillingdon
Survey Type: Queue Length Survey
Site No: 10
Location: Harold Ave/ N Hyde Road/ Crane Gardens

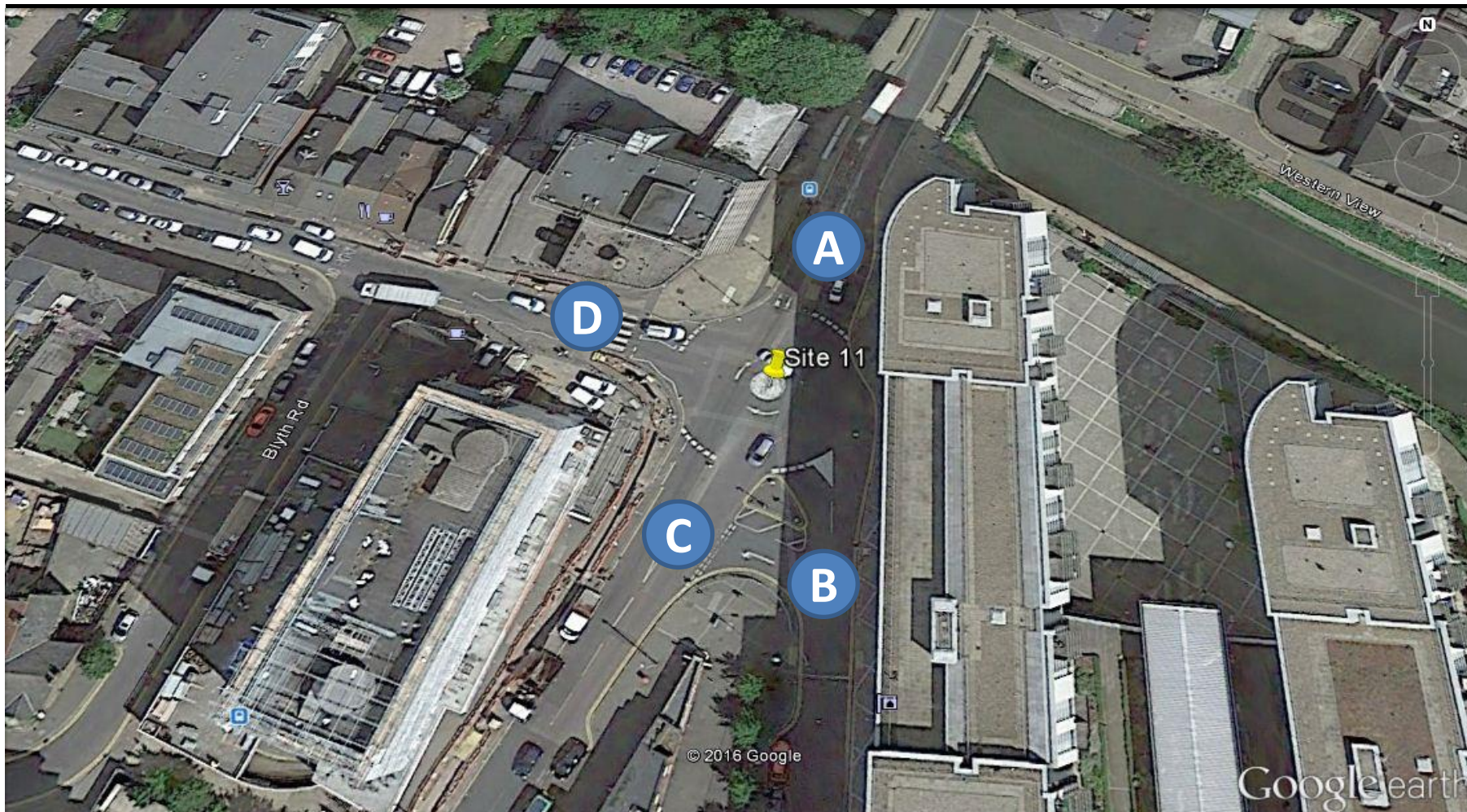


Project Number: TSP12633
 Project Name: Hayes, Hillingdon
 Survey Type: Queue Length Survey
 Site No: ###
 Location: Harold Ave/ N Hyde Road/ Crane Gardens
 Date: 19 April 2016, Tuesday



1 1.5 2					Arm A					Arm B					Arm C					Arm D				
Time	Lane 1				Time	Lane 1				Time	Lane 1				Time	Lane 1								
	Car/Lov	Ogv 1	Ogv 2/Bus	PCU		Car/Lov	Ogv 1	Ogv 2/Bus	PCU		Car/Lov	Ogv 1	Ogv 2/Bus	PCU		Car/Lov	Ogv 1	Ogv 2/Bus	PCU					
07:00 - 10:00																								
07:00	1			1	07:00:00				0	07:00:00	2			2	07:00:00				0					
07:05	2			2	07:05:00				0	07:05:00	1			1	07:05:00				0					
07:10	1			1	07:10:00	2		2	6	07:10:00	1			1	07:10:00	1			1					
07:15	1			1	07:15:00				0	07:15:00	1			1	07:15:00	1			1					
07:20	1			1	07:20:00				0	07:20:00	1			1	07:20:00	1			0					
07:25		1	1.5		07:25:00				0	07:25:00	1			1	07:25:00	2		1	4					
07:30	1			1	07:30:00			5	5	07:30:00	2			2	07:30:00	2			0					
07:35	1			1	07:35:00	4		4	4	07:35:00	1			1	07:35:00	1			0					
07:40	2			2	07:40:00	2		2	2	07:40:00	2			2	07:40:00	1			1					
07:45	2			2	07:45:00	4		4	4	07:45:00	2			2	07:45:00	1			1					
07:50	1			1	07:50:00	2	1	3.5	0	07:50:00	1			1	07:50:00	9			9					
07:55	1			1	07:55:00	3		3	3	07:55:00	1			1	07:55:00	8			10					
08:00	3			3	08:00:00	2	1	4	4	08:00:00	2			2	08:00:00	7		1	7					
08:05	2			2	08:05:00	2		2	0	08:05:00	1			1	08:05:00	8	2		11					
08:10	2			2	08:10:00	2		2	2	08:10:00	1			1	08:10:00	9		1	11					
08:15	3	1	4.5		08:15:00	3		3	3	08:15:00	1			1	08:15:00	8			8					
08:20	2			2	08:20:00	5		5	5	08:20:00	1			1	08:20:00	6			6					
08:25	1		2.5		08:25:00	0		0	0	08:25:00	0			0	08:25:00	0			0					
08:30	2	1		2	08:30:00	7		7	7	08:30:00	1		1	3	08:30:00	3			3					
08:35	2			2	08:35:00	2		2	0	08:35:00	1			1	08:35:00	3			3					
08:40	5			5	08:40:00	2		2	2	08:40:00	1			1	08:40:00	4			4					
08:45	5			5	08:45:00	2		2	0	08:45:00	1			1	08:45:00	5			5					
08:50	2			2	08:50:00	5		5	5	08:50:00	1			1	08:50:00	1			1					
08:55	1			1	08:55:00	2		2	2	08:55:00	2			2	08:55:00	5			5					
09:00	1			1	09:00:00	2		2	2	09:00:00	3			3	09:00:00	3			3					
09:05	1			1	09:05:00	3		3	3	09:05:00	1			1	09:05:00	0			0					
09:10	2			2	09:10:00	3		3	5	09:10:00	1			1	09:10:00	1			1					
09:15	1			1	09:15:00	2		2	2	09:15:00	0			0	09:15:00	3			3					
09:20	1			1	09:20:00	2		2	2	09:20:00	1			1	09:20:00	0			0					
09:25	1			1	09:25:00	0		0	0	09:25:00	1			1	09:25:00	1			1					
09:30		1	1.5		09:30:00	2		2	0	09:30:00	0			0	09:30:00	0			0					
09:35	2			2	09:35:00	2		2	2	09:35:00	1			1	09:35:00	1			1					
09:40	1			1	09:40:00	0		0	0	09:40:00	1			1	09:40:00	1			1					
09:45				0	09:45:00	2		2	2	09:45:00	1			1	09:45:00	1		1	3					
09:50	1			1	09:50:00	3		3	3	09:50:00	0			0	09:50:00	0			0					
09:55	2			2	09:55:00	3		3	3	09:55:00	1			1	09:55:00	3		1	5					
16:00 - 19:00																								
16:00	4			4	16:00:00	2		2	2	16:00:00	2			2	16:00:00	6	1		7.5					
16:05	1			1	16:05:00	3		3	3	16:05:00	2			2	16:05:00	1			1					
16:10	1			1	16:10:00	3		3	3	16:10:00	2			2	16:10:00	2			2					
16:15	2			2	16:15:00	2		2	0	16:15:00	0			0	16:15:00	2			2					
16:20	1			1	16:20:00	2	1	3.5	0	16:20:00	1			1	16:20:00	2			2					
16:25	1			1	16:25:00	4		4	4	16:25:00	1			1	16:25:00	0			0					
16:30	4			4	16:30:00	0		0	0	16:30:00	0			0	16:30:00	0			0					
16:35	3			3	16:35:00	2		2	2	16:35:00	1			1	16:35:00	5			5					
16:40	2			2	16:40:00	0		0	0	16:40:00	0			0	16:40:00	0			0					
16:45		1	1.5		16:45:00	0		0	0	16:45:00	0			0	16:45:00	0			0					
16:50	1			1	16:50:00	0		0	0	16:50:00	0			0	16:50:00	1			1					
16:55	1			1	16:55:00	1	1	3	3	16:55:00	1			1	16:55:00	0			0					
17:00	2			2	17:00:00	0		0	0	17:00:00	0			0	17:00:00	0			0					
17:05	1			1	17:05:00	3		3	3	17:05:00	0			0	17:05:00	3			3					
17:10	3			3	17:10:00	0		0	0	17:10:00	1			1	17:10:00	0			0					
17:15	1			1	17:15:00	3		3	3	17:15:00	1			1	17:15:00	1			1					
17:20	2			2	17:20:00	4		4	4	17:20:00	0			0	17:20:00	0			0					
17:25	2			2	17:25:00	2		2	2	17:25:00	1			1	17:25:00	0			0					
17:30	2			2	17:30:00	0		0	0	17:30:00	1			1	17:30:00	0			0					
17:35	1			1	17:35:00	5		5	5	17:35:00	0			0	17:35:00	6			6					
17:40	1			1	17:40:00	0		0	0	17:40:00	2			2	17:40:00	0			0					
17:45	2			2	17:45:00	1		1	1	17:45:00	2			2	17:45:00	1			1					
17:50	2			2	17:50:00	4		4	4	17:50:00	1			1	17:50:00	2			2					
17:55	2			2	17:55:00	2		2	2	17:55:00	1			1	17:55:00	0			0					
18:00	1			1	18:00:00	0		0	0	18:00:00	1			1	18:00:00	2			2					
18:05	1	1	2.5		18:05:00	2		2	2	18:05:00	0			0	18:05:00	2			2					
18:10	1			1	18:10:00	5		5	5	18:10:00	1			1	18:10:00	3			3					
18:15	1			1	18:15:00	5		5	5	18:15:00	1			1	18:15:00	2			2					
18:20	1			1	18:20:00	5		5	5	18:20:00	2			2	18:20:00	3			3					
18:25	1			1	18:25:00	4		4	4	18:25:00	0			0	18:25:00	3			3					
18:30	3			3	18:30:00	4		4	4	18:30:00	1			1	18:30:00	5			5					
18:35	2			2	18:35:00	4		4	4	18:35:00	2			2	18:35:00	0			0					
18:40	3			3	18:40:00	4		4	4	18:40:00	1			1	18:40:00	2			2					
18:45	2			2	18:45:00	5		5	5	18:45:00	0			0	18:45:00	7			7					
18:50	1			1	18:50:00	0		0	0	18:50:00	1			1	18:50:00	3			3					
18:55	2			2	18:55:00	4		4	4	18:55:00	2			2	18:55:00	4			4					

Project Number: TSP12633
Project Name: Hayes, Hillingdon
Survey Type: Queue Length Survey
Site No: 11
Location: Station Road /Station Approach/Clayton Road

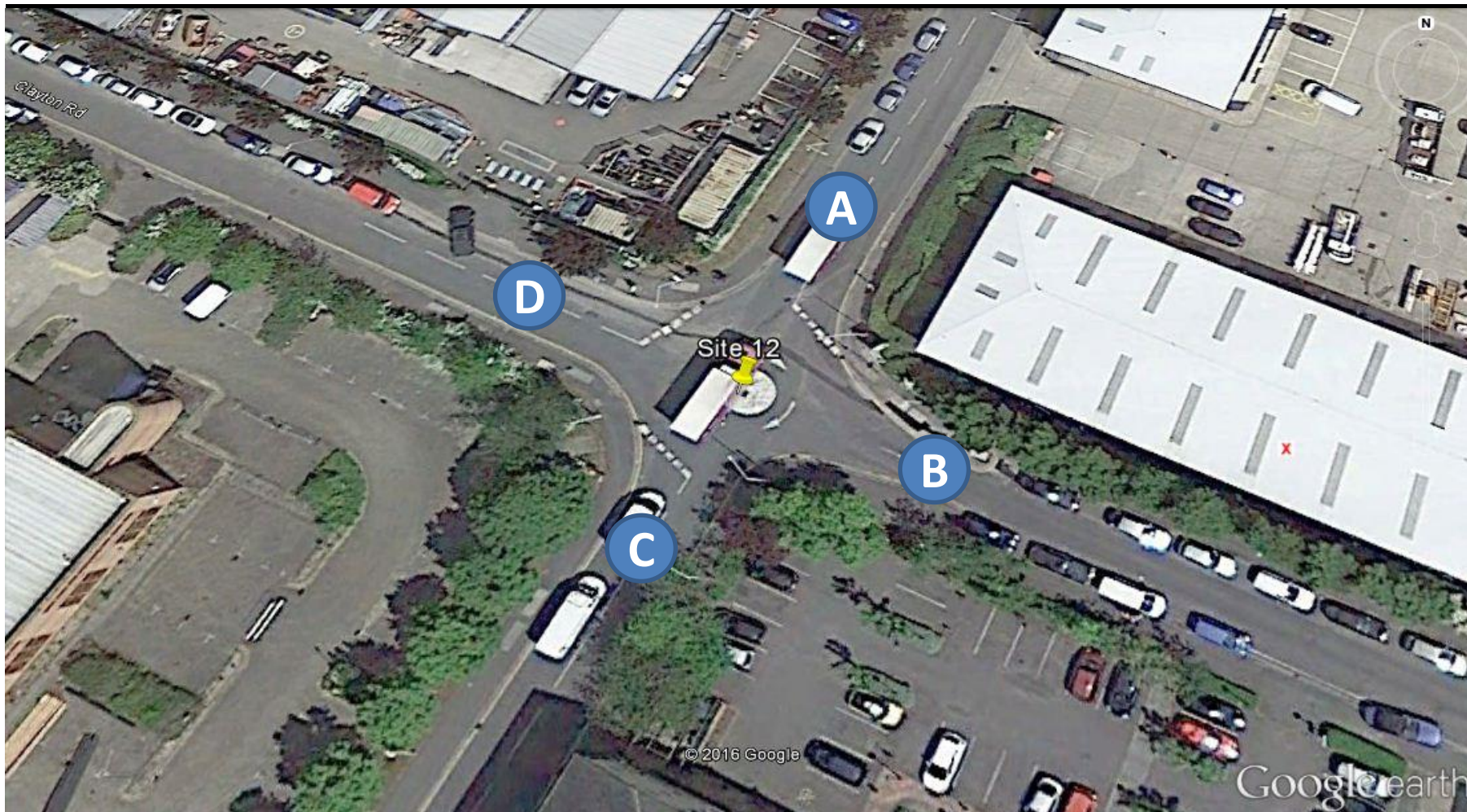


Project Number: TSP12633
 Project Name: Hayes, Hillingdon
 Survey Type: Queue Length Survey
 Site No: ###
 Location: Station Road /Station Approach/Clayton Road
 Date: 19 April 2016, Tuesday



1 1.5 2																			
Arm A					Arm B					Arm C					Arm D				
Time	Lane 1				Time	Lane 1				Time	Lane 1				Time	Lane 1			
	Car/Lgv	Ogv 2	Ogv 1	Bus/FCU		Lgv	Ogv 1	Ogv 2	Bus/metres		Lgv	Ogv 1	Ogv 2	Bus/metres		Lgv	Ogv 1	Ogv 2	Bus/metres
07:00 - 10:00																			
07:00			1	2	07:00	1			1	1			1	07:00			2	2	
07:05			1	2	07:05	1			1	1			1	07:05			3	3	
07:10			0	0	07:10	1			0	1			0	07:10			1	1	
07:15	1		1	3	07:15	2			2	1			1	07:15			3	3	
07:20			1	2	07:20	6			6	2			2	07:20			4	4	
07:25			1	2	07:25	1			1	1			1	07:25			4	4	
07:30			0	0	07:30	1			1	1			0	07:30			2	4	
07:35			1	2	07:35	1			1	1		1.5	07:35	2		1	6	6	
07:40			1	2	07:40	1			1	1		0	07:40			0	3	3	
07:45	1		2	5	07:45	1			1	2		2	07:45			0	4	4	
07:50			1	2	07:50	2			2	1		1	07:50	2		1	7	7	
07:55			1	2	07:55	1			1	2		2	07:55	5		1	7	2	
08:00			1	2	08:00	4			4	0		0	08:00	2		0	4	4	
08:05			1	2	08:05	1			1	1		1	08:05	1		1	4	4	
08:10	1		1	1	08:10	1			1	1		1	08:10	5		5	0	0	
08:15			1	0	08:15	2			2	1		0	08:15	5		5	5	5	
08:20			1	2	08:20	1			1	1		1	08:20	4		4	5	5	
08:25	1		1	3	08:25	1			1	1		1	08:25	3		1	3	3	
08:30			1	2	08:30	3			3	3		0	08:30	2		1	4	4	
08:35			1	2	08:35	1			1	2		2	08:35	0		0	4	4	
08:40	3		1	5	08:40	1			1	1		1	08:40	0		0	5	5	
08:45			1	2	08:45	0			0	0		0	08:45	0		0	3	3	
08:50	1		1	3	08:50	1			1	1		0	08:50	0		0	6	6	
08:55	3		1	3	08:55	0			0	0		0	08:55	0		0	5	5	
09:00	1		1	1	09:00	1			1	1		1	09:00	3		3	7	7	
09:05			1	2	09:05	1			1	1		0	09:05	1		1	3	3	
09:10	1		1	1	09:10	0			0	0		0	09:10	2		1	4	4	
09:15	2		1	4	09:15	2			2	2		2	09:15	2		2	4	4	
09:20			1	2	09:20	0			0	0		0	09:20	0		0	5	5	
09:25	1		1	1	09:25	1			1	1		0	09:25	4		4	4	4	
09:30			1	2	09:30	1			1	1		0	09:30	0		0	1	3	
09:35	1		1	3	09:35	0			0	1		0	09:35	0		0	2	2	
09:40	3		1	5	09:40	0			0	0		0	09:40	0		0	1	6	
09:45	2		1	2	09:45	0			0	1		1	09:45	0		0	1.5	1	
09:50			1	2	09:50	0			0	0		0	09:50	0		0	1	1	
09:55	1		1	1	09:55	0			0	0		0	09:55	4		4	3	3	
16:00 - 19:00																			
16:00			1	2	16:00				0	1			1	16:00			3	3	
16:05	1		1	1	16:05	0			0	1			0	16:05			1	3	
16:10			0	0	16:10	0			0	1			1	16:10	7		3	3	
16:15	2		1	4	16:15	0			0	1			1	16:15			4	4	
16:20	1		1	3	16:20	0			0	0			0	16:20			3	3	
16:25			0	0	16:25	0			0	0			0	16:25			4	4	
16:30			1	4	16:30	0			0	1			1	16:30	1		1	3	
16:35	1		1	1	16:35	1			1	1			0	16:35	3		3	3	
16:40			0	0	16:40	0			0	0			0	16:40	1		1	3	
16:45			0	0	16:45	2			2	2		2	16:45	2		1	1	4.5	
16:50	6		6	6	16:50	0			0	0		0	16:50	1		2	4	4	
16:55	3		1	5	16:55	0			0	1		1	16:55	0		0	4	4	
17:00			1	2	17:00	0			0	1		1	17:00	2		2	7	7	
17:05			0	0	17:05	0			0	1		1	17:05	0		0	1	6	
17:10	2		1	4	17:10	2			2	2		0	17:10	0		0	5	5	
17:15			1	2	17:15	0			0	0		0	17:15	4		4	1	1	
17:20			1	3	17:20	0			0	0		0	17:20	5		5	2	2	
17:25	3		3	3	17:25	0			0	0		0	17:25	2		2	1	2	
17:30			1	2	17:30	0			0	3		3	17:30	0		0	10	10	
17:35			2	4	17:35	1			1	1		1	17:35	0		0	4	4	
17:40	1		1	1	17:40	1			1	1		0	17:40	1		1	3	4	
17:45			0	0	17:45	0			0	0		0	17:45	4		1	6	6	
17:50			0	0	17:50	0			0	0		0	17:50	1		1	3	3	
17:55	1		1	1	17:55	2			2	1		1	17:55	0		0	1	4	
18:00			1	2	18:00	0			0	0		0	18:00	0		0	9	9	
18:05			0	0	18:05	0			0	0		0	18:05	3		3	3	3	
18:10	2		1	4	18:10	1			1	3		3	18:10	2		2	1	6	
18:15	1		1	1	18:15	0			0	0		0	18:15	4		4	4	4	
18:20	1		1	3	18:20	0			0	0		0	18:20	0		0	5	5	
18:25			0	0	18:25	1			1	1		0	18:25	0		0	3	3	
18:30	1		1	1	18:30	0			0	1		1	18:30	0		0	2	2	
18:35			0	0	18:35	0			0	0		0	18:35	0		0	3	5	
18:40	1		1	1	18:40	2			2	1		1	18:40	3		3	5	5	
18:45			2	4	18:45	1			1	1		1	18:45	0		0	3	3	
18:50	1		1	1	18:50	3			3	3		3	18:50	3		3	3	3	
18:55	1		1	2.5	18:55	1			1	1		1	18:55	0		0	2	2	

Project Number: TSP12633
Project Name: Hayes, Hillingdon
Survey Type: Queue Length Survey
Site No: 12
Location: Trevor Road/ Clayton Road




Project Number: TSP12633
 Project Name: Hayes, Hillingdon
 Survey Type: Queue Length Survey
 Site No: ###
 Location: Trevor Road/ Clayton Road
 Date: 19 April 2016, Tuesday



1 1.5 2					Arm B					Arm C					Arm D				
Arm A					Arm B					Arm C					Arm D				
Time	Lane 1				Time	Lane 1				Time	Lane 1				Time	Lane 1			
	Car/Lgv	Ogv 1	Ogv 2/Bus	PCU		Car/Lgv	Ogv 1	Ogv 2/Bus	PCU		Car/Lgv	Ogv 1	Ogv 2/Bus	PCU		Car/Lgv	Ogv 1	Ogv 2/Bus	PCU
07:00 - 10:00																			
07:00				0	07:00				0	07:00				0	07:00				0
07:05	1			0	07:05				0	07:05				0	07:05	1			1
07:10				0	07:10				0	07:10				1.5	07:10	1			1
07:15				0	07:15				0	07:15	1			0	07:15	1			1
07:20	2			2	07:20				0	07:20				0	07:20				0
07:25	4			4	07:25				0	07:25	2			2	07:25	1			1
07:30	5			5	07:30				0	07:30				0	07:30				0
07:35	3			3	07:35				0	07:35				0	07:35				0
07:40	2			2	07:40				0	07:40				0	07:40				0
07:45	4			4	07:45				0	07:45	3			3	07:45				0
07:50	2			2	07:50				0	07:50				0	07:50				0
07:55	9			9	07:55				0	07:55	1			1	07:55				0
08:00	5			5	08:00				0	08:00				0	08:00	1			1
08:05	3		1	5	08:05				0	08:05	1			1	08:05				0
08:10				0	08:10				0	08:10				0	08:10	2			2
08:15	4			4	08:15				0	08:15				0	08:15	2			2
08:20	10		1	12	08:20				0	08:20				0	08:20	2		1	3.5
08:25	3			3	08:25				0	08:25	1			1	08:25				0
08:30	2			2	08:30				0	08:30	5			5	08:30		1		1.5
08:35	2			2	08:35				0	08:35	2			2	08:35				0
08:40	4			4	08:40				0	08:40	5			5	08:40				0
08:45	5			5	08:45				0	08:45				0	08:45	1			1
08:50	3			3	08:50				0	08:50	1			1	08:50				0
08:55	2		1	4	08:55				0	08:55				0	08:55	3			3
09:00				0	09:00				0	09:00				0	09:00	2			2
09:05	5			5	09:05				0	09:05				0	09:05	1			1
09:10				0	09:10				0	09:10	2			2	09:10	1	1		2.5
09:15	5			5	09:15				0	09:15				0	09:15				0
09:20	4			4	09:20				0	09:20				0	09:20				0
09:25				0	09:25				0	09:25				0	09:25				0
09:30				0	09:30				0	09:30				0	09:30				0
09:35	1		1	3	09:35				0	09:35				0	09:35	1			1
09:40	6			6	09:40				0	09:40				0	09:40	2			2
09:45	3			3	09:45				0	09:45				0	09:45	1			1
09:50				0	09:50				0	09:50				0	09:50	1			1
09:55	2			2	09:55				0	09:55				0	09:55	1			0
16:00 - 19:00																			
16:00	4			4	16:00				0	16:00	4			4	16:00				0
16:05				0	16:05				0	16:05				0	16:05	1			1
16:10	6			6	16:10				0	16:10				0	16:10	2			2
16:15				0	16:15				0	16:15				0	16:15	1			1
16:20	2			2	16:20				0	16:20	5			5	16:20				0
16:25	3			3	16:25				0	16:25				0	16:25	1			1
16:30	1			1	16:30				0	16:30				0	16:30	2			2
16:35				0	16:35				0	16:35	1			1	16:35	1			1
16:40	2		1	3.5	16:40				0	16:40				0	16:40				0
16:45	3			3	16:45				0	16:45				0	16:45				0
16:50	2			2	16:50				0	16:50				0	16:50				0
16:55	4			4	16:55				0	16:55				0	16:55	1			1
17:00	3			3	17:00				0	17:00	6		1	8	17:00	2			2
17:05	3			3	17:05				0	17:05	3			3	17:05	2			2
17:10	3			3	17:10				0	17:10				0	17:10				0
17:15	1			1	17:15				0	17:15	4			4	17:15				0
17:20	3			3	17:20				0	17:20				0	17:20				0
17:25	3			3	17:25				0	17:25				0	17:25				0
17:30	4			4	17:30				0	17:30				0	17:30	1			1
17:35	1			1	17:35				0	17:35				0	17:35				0
17:40	2			2	17:40				0	17:40	15			15	17:40	1			1
17:45	6			6	17:45				0	17:45	13			13	17:45				0
17:50	3			3	17:50				0	17:50	5			5	17:50				0
17:55				0	17:55				0	17:55				0	17:55				0
18:00				0	18:00				0	18:00				0	18:00				0
18:05	1			1	18:05				0	18:05				0	18:05	1			1
18:10				0	18:10				0	18:10				0	18:10	1			1
18:15				0	18:15				0	18:15	6		1	7.5	18:15				0
18:20				0	18:20				0	18:20				0	18:20	2			2
18:25	2			2	18:25				0	18:25	6			6	18:25	1			1
18:30				0	18:30				0	18:30	6			6	18:30	1			1
18:35	1			1	18:35				0	18:35				0	18:35	1			1
18:40	6			6	18:40				0	18:40				0	18:40				0
18:45				0	18:45				0	18:45	9			9	18:45	1			1
18:50				0	18:50				0	18:50	2			2	18:50				0
18:55				0	18:55				0	18:55				0	18:55	1			1

Project Number: TSP12633
Project Name: Hayes, Hillingdon
Survey Type: Queue Length Survey
Site No: 13
Location: Blyth Road/ Trevor Road

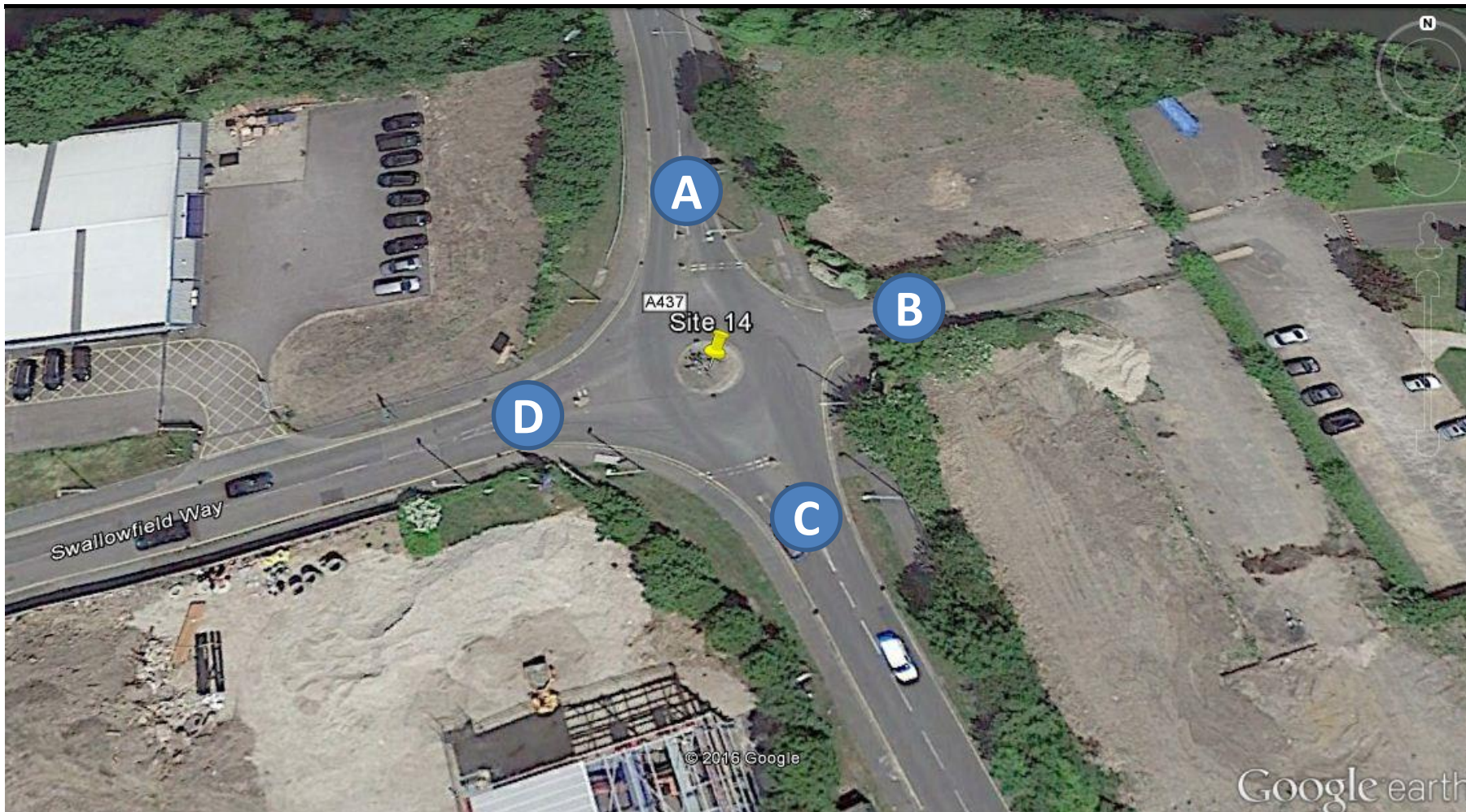


Project Number: TSP12633
 Survey Name: Hayes, Hillinodon
 Survey Type: Queue Length Survey
 Site No: ###
 Location: Blyth Road/ Trevor Road
 Date: 19 April 2016, Tuesday



1 1.5 2					1 1.5 2					1 1.5 2									
Arm A					Arm B					Arm C									
Time	Lane 1				Time	Lane 1				Lane 2				Time	Lane 1				
	Car/Lov	Ogv 1	Ogv 2/Bus	PCU		Car/Lov	Ogv 1	Ogv 2/Bus	PCU	Car/Lov	Ogv 1	Ogv 2/Bus	PCU		Car/Lov	Ogv 1	Ogv 2/Bus	PCU	
07:00 - 10:00																			
07:00				0	07:00				0	5				5	07:00				0
07:05				0	07:05	1			1	3				3	07:05				0
07:10				0	07:10				0	6				6	07:10				0
07:15				0	07:15	1			1	2				2	07:15				0
07:20				0	07:20				0	3				3	07:20				0
07:25				0	07:25	2			2	4				4	07:25	1		1	3
07:30				0	07:30	2			2	3				3	07:30				0
07:35				0	07:35				0	3				3	07:35				0
07:40				0	07:40	1			1	9				9	07:40	1		1	2.5
07:45				0	07:45	1			1	2				2	07:45				0
07:50				0	07:50	1			1	3				3	07:50			1	2
07:55				0	07:55	1			1	2				2	07:55				0
08:00				0	08:00	1			1	2				2	08:00				2
08:05				0	08:05	2			2	4				4	08:05			1	2
08:10				0	08:10	1			1	4				4	08:10				0
08:15				0	08:15	1			1	2				2	08:15				0
08:20				0	08:20	1			1	4				5.5	08:20				0
08:25				0	08:25	1			1	5				5	08:25				0
08:30				0	08:30	2			2	4				7.5	08:30				0
08:35				0	08:35				0	8				8	08:35				0
08:40				0	08:40		1		1.5	4				4	08:40				0
08:45				0	08:45				0	6				6	08:45				0
08:50				0	08:50				0	7				8.5	08:50				0
08:55				0	08:55				0	7				7	08:55				0
09:00				0	09:00				0	5				6.5	09:00				0
09:05				0	09:05				0	2				2	09:05				0
09:10				0	09:10				0	5				5	09:10				6.5
09:15				0	09:15				0	4				4	09:15	5		1	0
09:20				0	09:20				0	6				6	09:20				0
09:25				0	09:25	1			1	8				9.5	09:25				0
09:30				0	09:30				0	5				5	09:30				0
09:35				0	09:35	1			1	6				7.5	09:35				0
09:40				0	09:40				0	4				5.5	09:40				0
09:45				0	09:45	1			1	3				5	09:45				0
09:50				0	09:50	1			1	2				2	09:50				0
09:55				0	09:55	1			0	2				2	09:55				0
16:00 - 19:00																			
16:00				0	16:00	2			2	4				5.5	16:00				0
16:05				0	16:05				0	9				9	16:05				0
16:10				0	16:10	1			1	4				4	16:10				0
16:15				0	16:15				0	7				7	16:15				0
16:20				0	16:20				0	2				2	16:20				0
16:25				0	16:25	1			1	4				4	16:25				0
16:30				0	16:30	1			1	1				1	16:30				0
16:35				0	16:35	1			1	11				12.5	16:35	3			3
16:40				0	16:40	1			1	2				2	16:40				0
16:45				0	16:45	4			4	3				3	16:45				0
16:50				0	16:50				0	8				8	16:50				0
16:55				0	16:55				0	10				10	16:55				0
17:00				0	17:00	4			4	4				5.5	17:00				0
17:05				0	17:05	2			2	3				3	17:05				0
17:10				0	17:10	1			1	6				6	17:10				0
17:15				0	17:15	1			1	5				5	17:15				0
17:20				0	17:20				0	3				3	17:20				0
17:25				0	17:25				0	7				7	17:25				0
17:30				0	17:30	1			1	5				5	17:30			1	2
17:35				0	17:35	1			1	8				8	17:35				0
17:40				0	17:40	1			1	13				13	17:40	1			1
17:45				0	17:45	3			3	5				5	17:45			3	3
17:50				0	17:50				0	5				5	17:50				0
17:55				0	17:55	1			1	3				3	17:55				0
18:00				0	18:00	1			1	4				4	18:00				0
18:05				0	18:05	2			2	4				4	18:05				0
18:10				0	18:10	1			1	2				2	18:10				0
18:15				0	18:15	1			1	7				7	18:15				0
18:20				0	18:20	1			1	5				5	18:20				0
18:25				0	18:25	1			1	5				5	18:25				0
18:30				0	18:30	1			1	3				3	18:30				0
18:35				0	18:35	1			1	4				4	18:35				0
18:40				0	18:40				0	6				6	18:40				0
18:45				0	18:45	1			1	4				4	18:45				0
18:50				0	18:50				0	2				2	18:50				0
18:55				0	18:55				0	2				2	18:55				0

Project Number: TSP12633
Project Name: Hayes, Hillingdon
Survey Type: Queue Length Survey
Site No: 14
Location: Dawley Road/ Swallowfield Way



Project Number: TSP12633
 Project Name: Hayes, Hillingdon
 Survey Type: Queue Length Survey
 Site No: ###
 Location: Dawley Road/ Swallowfield Way
 Date: 19 April 2016, Tuesday



1 1.5 2																				
Arm A					Arm B					Arm C					Arm D					
Time	Lane 1				Time	Lane 1				Time	Lane 1				Time	Lane 1				
	Car/Lgv	Ogv 1	Ogv 2/Bus	PCU		Car/Lgv	Ogv 1	Ogv 2/Bus	PCU		Car/Lgv	Ogv 1	Ogv 2/Bus	PCU		Car/Lgv	Ogv 1	Ogv 2/Bus	PCU	
07:00 - 10:00																				
07:00				0	07:00					07:00				0	07:00				1	2
07:05				1	07:05					07:05				0	07:05	2			1	4
07:10	1			0	07:10					07:10	4			4	07:10	1			1	3
07:15				0	07:15					07:15	1	1		1	07:15	1			0	0
07:20				0	07:20					07:20	1			0	07:20	1			1	1
07:25	4			4	07:25					07:25	1			0	07:25	1			1	1
07:30	5			5	07:30					07:30				0	07:30				0	0
07:35				0	07:35					07:35				0	07:35				0	0
07:40	3			3	07:40					07:40	4			6	07:40	1			1	1
07:45	2			2	07:45					07:45	5			5	07:45				0	0
07:50	1			1	07:50					07:50	3			3	07:50				1.5	0
07:55				0	07:55					07:55				0	07:55				0	0
08:00	5			5	08:00					08:00	1			1	08:00	1			1	1
08:05				0	08:05					08:05				0	08:05	2			2	2
08:10	9			9	08:10					08:10	4			4	08:10	3	1		4.5	1
08:15	4			4	08:15					08:15				0	08:15	1			1	1
08:20				0	08:20					08:20				0	08:20	2			2	2
08:25	2			2	08:25					08:25	6			6	08:25	2			2	2
08:30	5			5	08:30					08:30	4			4	08:30	2	1		3.5	1
08:35	3			3	08:35					08:35	3			3	08:35	1			1	1
08:40				0	08:40					08:40	3	1	1	6.5	08:40	1			1	1
08:45	3			3	08:45					08:45				0	08:45	2			2	2
08:50	6			6	08:50					08:50	1			3	08:50	1			1	1
08:55	5			5	08:55					08:55				0	08:55				1	2
09:00				0	09:00					09:00				0	09:00				1	1.5
09:05	5			5	09:05					09:05				0	09:05	1			1	0
09:10	4			4	09:10					09:10	2			2	09:10				0	0
09:15				0	09:15					09:15				0	09:15				0	0
09:20				0	09:20					09:20				0	09:20				0	0
09:25	5			5	09:25					09:25				0	09:25				0	0
09:30				0	09:30					09:30	2			2	09:30				0	0
09:35				0	09:35					09:35	4			4	09:35	3			3	3
09:40	5	1		6.5	09:40					09:40	1			1	09:40		1		1.5	1.5
09:45				0	09:45					09:45				0	09:45		1		1.5	0
09:50	3			3	09:50					09:50	2			2	09:50				0	0
09:55				0	09:55					09:55	1			1	09:55				0	0
16:00 - 19:00																				
16:00	11			11	16:00					16:00	4			4	16:00	7			7	7
16:05	2			2	16:05					16:05				0	16:05	10			1	10
16:10				0	16:10					16:10	3			3	16:10	1			1	3
16:15				0	16:15					16:15				0	16:15	1	2		4	4
16:20				0	16:20					16:20				0	16:20	2			2	2
16:25				0	16:25					16:25	2			2	16:25	1			1	1
16:30				0	16:30					16:30				0	16:30	3			3	3
16:35	4			4	16:35					16:35	3			3	16:35	4			4	4
16:40				0	16:40					16:40				0	16:40	4			4	4
16:45	5			5	16:45					16:45				0	16:45	1			1	1
16:50	4			4	16:50					16:50				0	16:50	3			3	3
16:55	2			3.5	16:55					16:55				0	16:55	2			2	2
17:00	6			6	17:00					17:00	3			3	17:00	10			10	10
17:05	8			8	17:05					17:05	3			3	17:05	4			4	4
17:10				0	17:10					17:10	4			4	17:10	2			2	2
17:15				0	17:15					17:15	3			3	17:15	7			7	7
17:20	6			6	17:20					17:20				6	17:20	4			4	4
17:25	2			2	17:25					17:25				0	17:25	7			7	7
17:30	2			2	17:30					17:30				0	17:30				0	0
17:35	9			9	17:35					17:35				0	17:35	4			4	4
17:40	5			5	17:40					17:40	6			6	17:40	7			7	7
17:45	3			3	17:45					17:45	3			3	17:45	4			4	4
17:50				0	17:50					17:50	1			1	17:50	1			1	1
17:55				0	17:55					17:55				0	17:55	1			1	1
18:00				0	18:00					18:00				0	18:00	2			2	2
18:05				0	18:05					18:05				0	18:05	2			2	2
18:10				2	18:10					18:10				0	18:10	3			3	3
18:15				0	18:15					18:15				0	18:15				0	0
18:20				0	18:20					18:20	3			3	18:20	1			1	1
18:25	1			1	18:25					18:25	2			2	18:25	1			1	1
18:30				0	18:30					18:30	3			3	18:30	2			2	2
18:35	3			3	18:35					18:35	1			1	18:35	1			1	1
18:40				0	18:40					18:40	5			5	18:40				0	0
18:45				0	18:45					18:45	1			1	18:45				0	0
18:50				0	18:50					18:50				0	18:50	2			2	2
18:55				0	18:55					18:55	4			4	18:55	3			3	3



Client: Odyssey Markides

Project Number: TSP12633

Project Name: Hayes, Hillingdon

Survey Type: Queue Length Survey

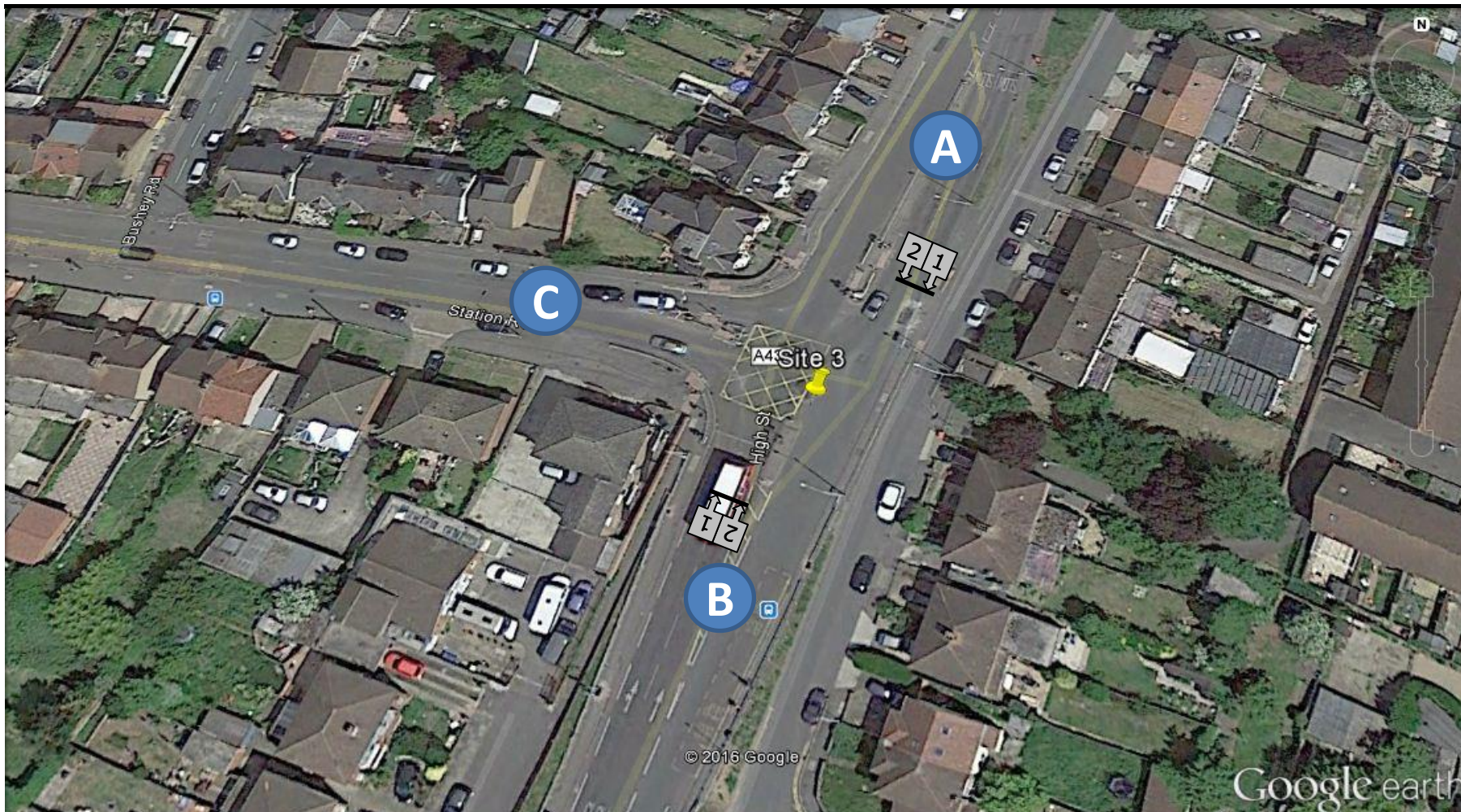
Survey Date: 19 April 2016

Survey Time: 07:00 - 10:00 and 16:00 - 19:00

Weather: Dry


Comments:

Project Number: TSP12633
Project Name: Hayes, Hillingdon
Survey Type: Manual Classified Traffic Count
Site No: 3
Location: Station Road/ Bedwell Gardens

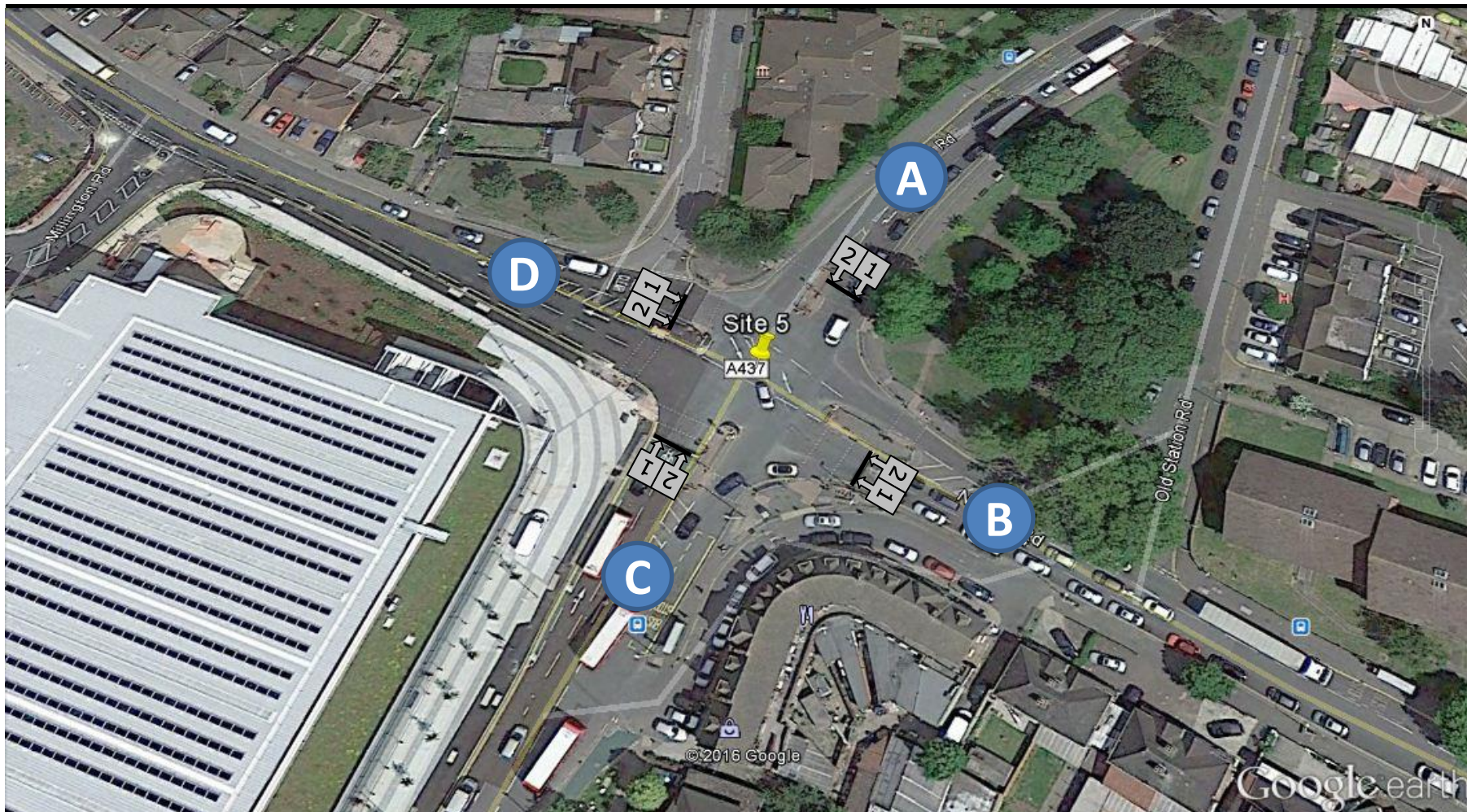


2014		2015		2016	
Sl. No.	Particulars	Sl. No.	Particulars	Sl. No.	Particulars
1	...	1	...	1	...
2	...	2	...	2	...
3	...	3	...	3	...
4	...	4	...	4	...
5	...	5	...	5	...
6	...	6	...	6	...
7	...	7	...	7	...
8	...	8	...	8	...
9	...	9	...	9	...
10	...	10	...	10	...
11	...	11	...	11	...
12	...	12	...	12	...
13	...	13	...	13	...
14	...	14	...	14	...
15	...	15	...	15	...
16	...	16	...	16	...
17	...	17	...	17	...
18	...	18	...	18	...
19	...	19	...	19	...
20	...	20	...	20	...
21	...	21	...	21	...
22	...	22	...	22	...
23	...	23	...	23	...
24	...	24	...	24	...
25	...	25	...	25	...
26	...	26	...	26	...
27	...	27	...	27	...
28	...	28	...	28	...
29	...	29	...	29	...
30	...	30	...	30	...
31	...	31	...	31	...
32	...	32	...	32	...
33	...	33	...	33	...
34	...	34	...	34	...
35	...	35	...	35	...
36	...	36	...	36	...
37	...	37	...	37	...
38	...	38	...	38	...
39	...	39	...	39	...
40	...	40	...	40	...
41	...	41	...	41	...
42	...	42	...	42	...
43	...	43	...	43	...
44	...	44	...	44	...
45	...	45	...	45	...
46	...	46	...	46	...
47	...	47	...	47	...
48	...	48	...	48	...
49	...	49	...	49	...
50	...	50	...	50	...
51	...	51	...	51	...
52	...	52	...	52	...
53	...	53	...	53	...
54	...	54	...	54	...
55	...	55	...	55	...
56	...	56	...	56	...
57	...	57	...	57	...
58	...	58	...	58	...
59	...	59	...	59	...
60	...	60	...	60	...
61	...	61	...	61	...
62	...	62	...	62	...
63	...	63	...	63	...
64	...	64	...	64	...
65	...	65	...	65	...
66	...	66	...	66	...
67	...	67	...	67	...
68	...	68	...	68	...
69	...	69	...	69	...
70	...	70	...	70	...
71	...	71	...	71	...
72	...	72	...	72	...
73	...	73	...	73	...
74	...	74	...	74	...
75	...	75	...	75	...
76	...	76	...	76	...
77	...	77	...	77	...
78	...	78	...	78	...
79	...	79	...	79	...
80	...	80	...	80	...
81	...	81	...	81	...
82	...	82	...	82	...
83	...	83	...	83	...
84	...	84	...	84	...
85	...	85	...	85	...
86	...	86	...	86	...
87	...	87	...	87	...
88	...	88	...	88	...
89	...	89	...	89	...
90	...	90	...	90	...
91	...	91	...	91	...
92	...	92	...	92	...
93	...	93	...	93	...
94	...	94	...	94	...
95	...	95	...	95	...
96	...	96	...	96	...
97	...	97	...	97	...
98	...	98	...	98	...
99	...	99	...	99	...
100	...	100	...	100	...

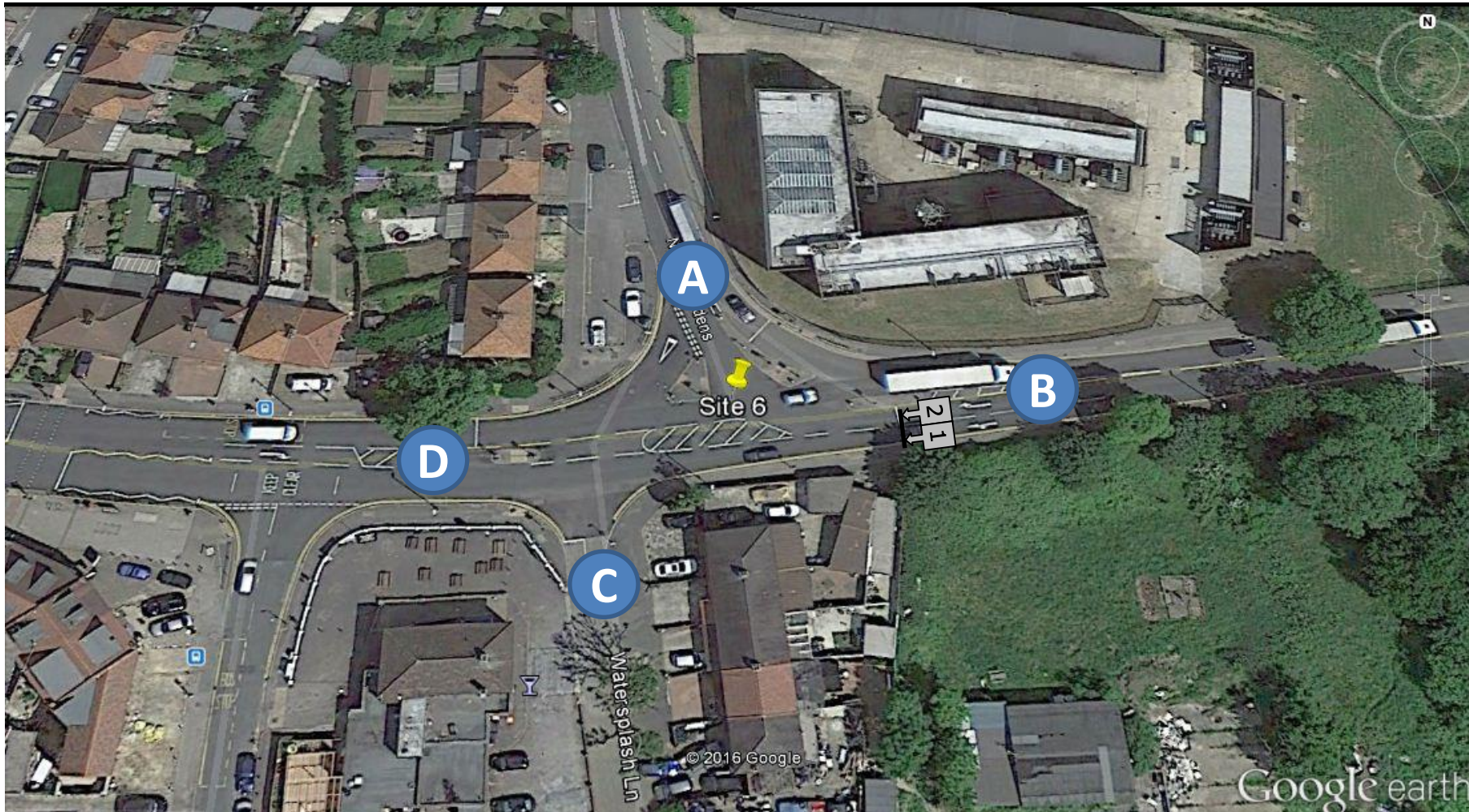
Project Number: TSP12633
Project Name: Hayes, Hillingdon
Survey Type: Manual Classified Traffic Count
Site No: 4
Location: Station Road/ Millington Road



Project Number: TSP12633
Project Name: Hayes, Hillingdon
Survey Type: Manual Classified Traffic Count
Site No: 5
Location: Station Road/ N Hyde Road



Project Number: TSP12633
Project Name: Hayes, Hillingdon
Survey Type: Manual Classified Traffic Count
Site No: 6
Location: N Hyde Gardens/ N Hyde Road/ Water Splash Lane



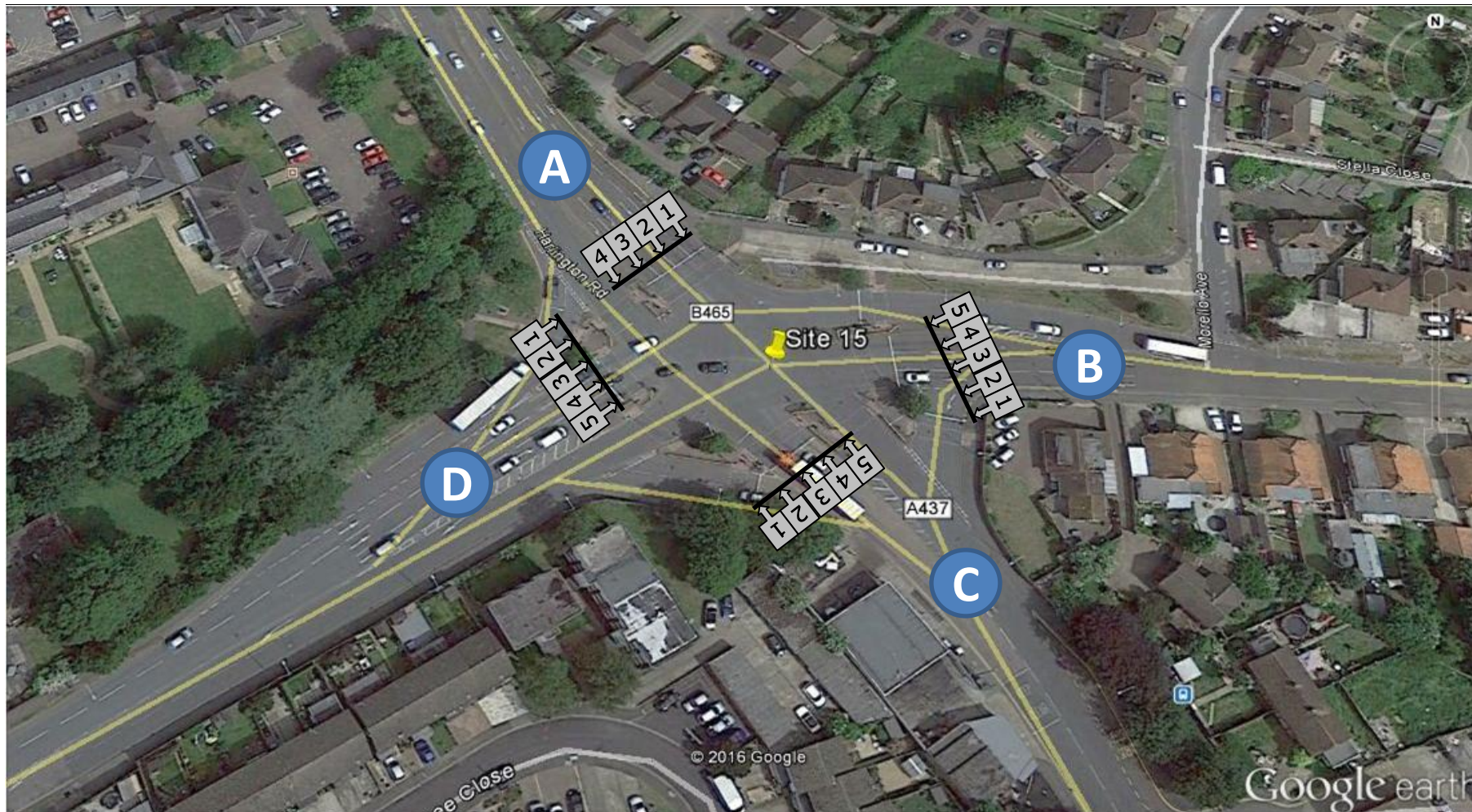
ಅವಧಿ		ಅವಧಿ		ಅವಧಿ		ಅವಧಿ	
ಕ್ರ. ಸಂ.	ವಿವರ	ಕ್ರ. ಸಂ.	ವಿವರ	ಕ್ರ. ಸಂ.	ವಿವರ	ಕ್ರ. ಸಂ.	ವಿವರ
1	...	1	...	1	...	1	...
2	...	2	...	2	...	2	...
3	...	3	...	3	...	3	...
4	...	4	...	4	...	4	...
5	...	5	...	5	...	5	...
6	...	6	...	6	...	6	...
7	...	7	...	7	...	7	...
8	...	8	...	8	...	8	...
9	...	9	...	9	...	9	...
10	...	10	...	10	...	10	...
11	...	11	...	11	...	11	...
12	...	12	...	12	...	12	...
13	...	13	...	13	...	13	...
14	...	14	...	14	...	14	...
15	...	15	...	15	...	15	...
16	...	16	...	16	...	16	...
17	...	17	...	17	...	17	...
18	...	18	...	18	...	18	...
19	...	19	...	19	...	19	...
20	...	20	...	20	...	20	...
21	...	21	...	21	...	21	...
22	...	22	...	22	...	22	...
23	...	23	...	23	...	23	...
24	...	24	...	24	...	24	...
25	...	25	...	25	...	25	...
26	...	26	...	26	...	26	...
27	...	27	...	27	...	27	...
28	...	28	...	28	...	28	...
29	...	29	...	29	...	29	...
30	...	30	...	30	...	30	...
31	...	31	...	31	...	31	...
32	...	32	...	32	...	32	...
33	...	33	...	33	...	33	...
34	...	34	...	34	...	34	...
35	...	35	...	35	...	35	...
36	...	36	...	36	...	36	...
37	...	37	...	37	...	37	...
38	...	38	...	38	...	38	...
39	...	39	...	39	...	39	...
40	...	40	...	40	...	40	...
41	...	41	...	41	...	41	...
42	...	42	...	42	...	42	...
43	...	43	...	43	...	43	...
44	...	44	...	44	...	44	...
45	...	45	...	45	...	45	...
46	...	46	...	46	...	46	...
47	...	47	...	47	...	47	...
48	...	48	...	48	...	48	...
49	...	49	...	49	...	49	...
50	...	50	...	50	...	50	...
51	...	51	...	51	...	51	...
52	...	52	...	52	...	52	...
53	...	53	...	53	...	53	...
54	...	54	...	54	...	54	...
55	...	55	...	55	...	55	...
56	...	56	...	56	...	56	...
57	...	57	...	57	...	57	...
58	...	58	...	58	...	58	...
59	...	59	...	59	...	59	...
60	...	60	...	60	...	60	...
61	...	61	...	61	...	61	...
62	...	62	...	62	...	62	...
63	...	63	...	63	...	63	...
64	...	64	...	64	...	64	...
65	...	65	...	65	...	65	...
66	...	66	...	66	...	66	...
67	...	67	...	67	...	67	...
68	...	68	...	68	...	68	...
69	...	69	...	69	...	69	...
70	...	70	...	70	...	70	...
71	...	71	...	71	...	71	...
72	...	72	...	72	...	72	...
73	...	73	...	73	...	73	...
74	...	74	...	74	...	74	...
75	...	75	...	75	...	75	...
76	...	76	...	76	...	76	...
77	...	77	...	77	...	77	...
78	...	78	...	78	...	78	...
79	...	79	...	79	...	79	...
80	...	80	...	80	...	80	...
81	...	81	...	81	...	81	...
82	...	82	...	82	...	82	...
83	...	83	...	83	...	83	...
84	...	84	...	84	...	84	...
85	...	85	...	85	...	85	...
86	...	86	...	86	...	86	...
87	...	87	...	87	...	87	...
88	...	88	...	88	...	88	...
89	...	89	...	89	...	89	...
90	...	90	...	90	...	90	...
91	...	91	...	91	...	91	...
92	...	92	...	92	...	92	...
93	...	93	...	93	...	93	...
94	...	94	...	94	...	94	...
95	...	95	...	95	...	95	...
96	...	96	...	96	...	96	...
97	...	97	...	97	...	97	...
98	...	98	...	98	...	98	...
99	...	99	...	99	...	99	...
100	...	100	...	100	...	100	...

Project Number: TSP12633
Project Name: Hayes, Hillingdon
Survey Type: Manual Classified Traffic Count
Site No: 7
Location: The Pkwy/ Hayes Road/ N Hyde Road



مادة اللغة العربية		مادة اللغة العربية		مادة اللغة العربية		مادة اللغة العربية	
الصف	الدرجة	الصف	الدرجة	الصف	الدرجة	الصف	الدرجة
الصف الأول	الدرجة الأولى	الصف الأول	الدرجة الأولى	الصف الأول	الدرجة الأولى	الصف الأول	الدرجة الأولى
الصف الثاني	الدرجة الأولى	الصف الثاني	الدرجة الأولى	الصف الثاني	الدرجة الأولى	الصف الثاني	الدرجة الأولى
الصف الثالث	الدرجة الأولى	الصف الثالث	الدرجة الأولى	الصف الثالث	الدرجة الأولى	الصف الثالث	الدرجة الأولى
الصف الرابع	الدرجة الأولى	الصف الرابع	الدرجة الأولى	الصف الرابع	الدرجة الأولى	الصف الرابع	الدرجة الأولى
الصف الخامس	الدرجة الأولى	الصف الخامس	الدرجة الأولى	الصف الخامس	الدرجة الأولى	الصف الخامس	الدرجة الأولى
الصف السادس	الدرجة الأولى	الصف السادس	الدرجة الأولى	الصف السادس	الدرجة الأولى	الصف السادس	الدرجة الأولى
الصف السابع	الدرجة الأولى	الصف السابع	الدرجة الأولى	الصف السابع	الدرجة الأولى	الصف السابع	الدرجة الأولى
الصف الثامن	الدرجة الأولى	الصف الثامن	الدرجة الأولى	الصف الثامن	الدرجة الأولى	الصف الثامن	الدرجة الأولى
الصف التاسع	الدرجة الأولى	الصف التاسع	الدرجة الأولى	الصف التاسع	الدرجة الأولى	الصف التاسع	الدرجة الأولى
الصف العاشر	الدرجة الأولى	الصف العاشر	الدرجة الأولى	الصف العاشر	الدرجة الأولى	الصف العاشر	الدرجة الأولى
الصف الحادي عشر	الدرجة الأولى	الصف الحادي عشر	الدرجة الأولى	الصف الحادي عشر	الدرجة الأولى	الصف الحادي عشر	الدرجة الأولى
الصف الثاني عشر	الدرجة الأولى	الصف الثاني عشر	الدرجة الأولى	الصف الثاني عشر	الدرجة الأولى	الصف الثاني عشر	الدرجة الأولى

Project Number: TSP12633
Project Name: Hayes, Hillingdon
Survey Type: Manual Classified Traffic Count
Site No: 15
Location: Harlington Road /W Drayton Road



ANEXO I		ANEXO II		ANEXO III	
Item	Descripción	Item	Descripción	Item	Descripción
1	...	1	...	1	...
2	...	2	...	2	...
3	...	3	...	3	...
4	...	4	...	4	...
5	...	5	...	5	...
6	...	6	...	6	...
7	...	7	...	7	...
8	...	8	...	8	...
9	...	9	...	9	...
10	...	10	...	10	...
11	...	11	...	11	...
12	...	12	...	12	...
13	...	13	...	13	...
14	...	14	...	14	...
15	...	15	...	15	...
16	...	16	...	16	...
17	...	17	...	17	...
18	...	18	...	18	...
19	...	19	...	19	...
20	...	20	...	20	...
21	...	21	...	21	...
22	...	22	...	22	...
23	...	23	...	23	...
24	...	24	...	24	...
25	...	25	...	25	...
26	...	26	...	26	...
27	...	27	...	27	...
28	...	28	...	28	...
29	...	29	...	29	...
30	...	30	...	30	...
31	...	31	...	31	...
32	...	32	...	32	...
33	...	33	...	33	...
34	...	34	...	34	...
35	...	35	...	35	...
36	...	36	...	36	...
37	...	37	...	37	...
38	...	38	...	38	...
39	...	39	...	39	...
40	...	40	...	40	...
41	...	41	...	41	...
42	...	42	...	42	...
43	...	43	...	43	...
44	...	44	...	44	...
45	...	45	...	45	...
46	...	46	...	46	...
47	...	47	...	47	...
48	...	48	...	48	...
49	...	49	...	49	...
50	...	50	...	50	...
51	...	51	...	51	...
52	...	52	...	52	...
53	...	53	...	53	...
54	...	54	...	54	...
55	...	55	...	55	...
56	...	56	...	56	...
57	...	57	...	57	...
58	...	58	...	58	...
59	...	59	...	59	...
60	...	60	...	60	...
61	...	61	...	61	...
62	...	62	...	62	...
63	...	63	...	63	...
64	...	64	...	64	...
65	...	65	...	65	...
66	...	66	...	66	...
67	...	67	...	67	...
68	...	68	...	68	...
69	...	69	...	69	...
70	...	70	...	70	...
71	...	71	...	71	...
72	...	72	...	72	...
73	...	73	...	73	...
74	...	74	...	74	...
75	...	75	...	75	...
76	...	76	...	76	...
77	...	77	...	77	...
78	...	78	...	78	...
79	...	79	...	79	...
80	...	80	...	80	...
81	...	81	...	81	...
82	...	82	...	82	...
83	...	83	...	83	...
84	...	84	...	84	...
85	...	85	...	85	...
86	...	86	...	86	...
87	...	87	...	87	...
88	...	88	...	88	...
89	...	89	...	89	...
90	...	90	...	90	...
91	...	91	...	91	...
92	...	92	...	92	...
93	...	93	...	93	...
94	...	94	...	94	...
95	...	95	...	95	...
96	...	96	...	96	...
97	...	97	...	97	...
98	...	98	...	98	...
99	...	99	...	99	...
100	...	100	...	100	...



Client: Odyssey Markides

Project Number: TSP12633

Project Name: Hayes, Hillingdon

Survey Type: Saturation Flow & Degree Of Saturation

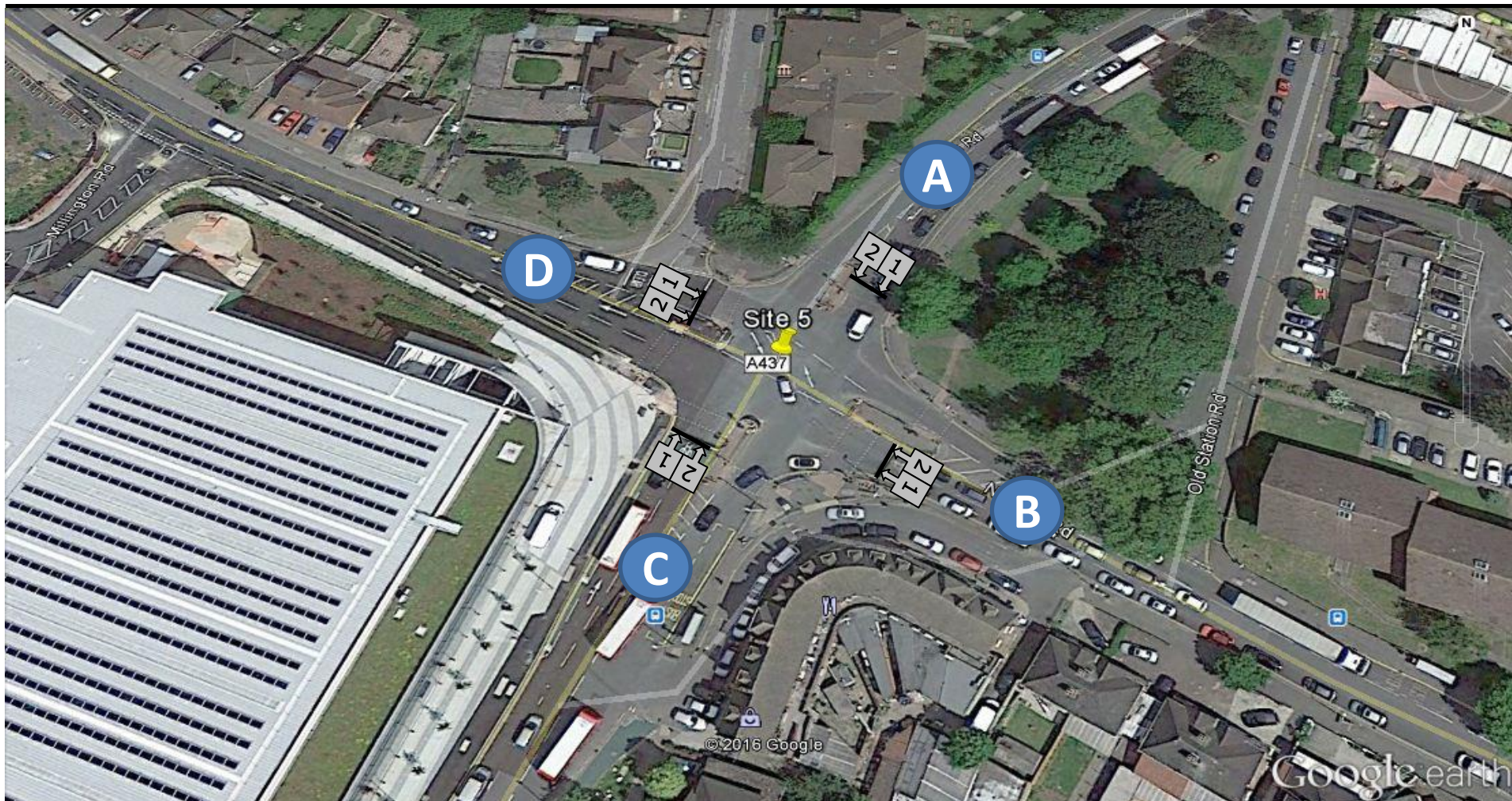
Survey Date: 19 April 2016

Survey Time: 07:00 - 10:00 and 16:00 - 19:00

Weather: Dry

Comments:

Project Number: TSP12633
Project Name: Hayes, Hillingdon
Survey Type: Saturation Flow & Degree Of Saturation
Site No: 5
Location: Station Road/ N Hyde Road



Project Number	
Project Name	
Project Manager	
Project Start Date	
Project End Date	

ID	Project Name	Project Manager	Project Start Date	Project End Date	Department of Education - IT															
					Category	Phase	Status	Start	End	Start	End	Start	End	Start	End	Start	End			

ID	Project Name	Project Manager	Project Start Date	Project End Date	Department of Education - IT															
					Category	Phase	Status	Start	End	Start	End	Start	End	Start	End	Start	End			



Client: Odyssey Markides

Project Number: TSP12633

Project Name: Hayes, Hillingdon

Survey Type: Saturation Flow & Degree Of Saturation

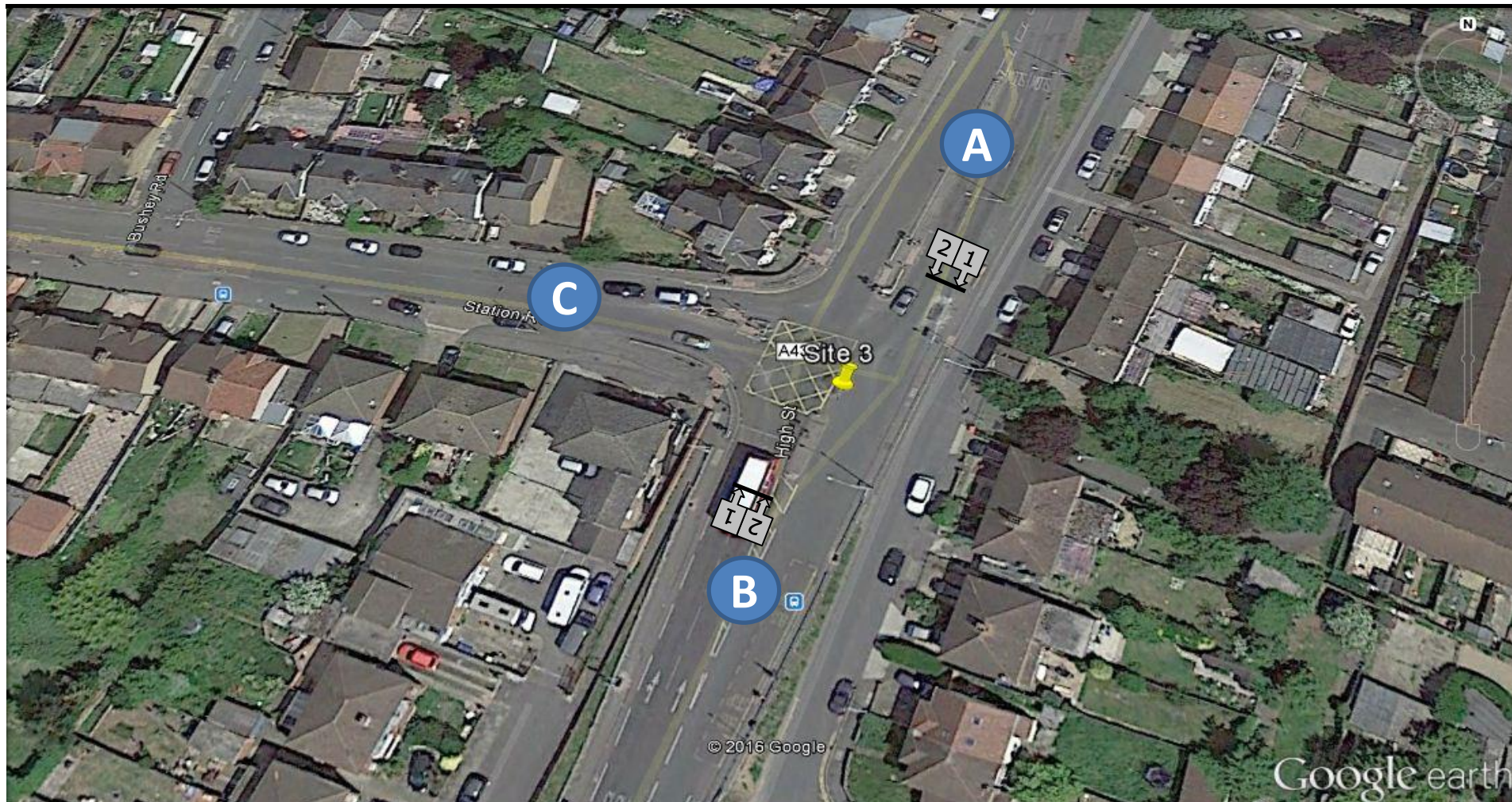
Survey Date: 19 April 2016

Survey Time: 07:00 - 10:00 and 16:00 - 19:00

Weather: Dry

Comments:

Project Number: TSP12633
Project Name: Hayes, Hillingdon
Survey Type: Saturation Flow & Degree Of Saturation
Site No: 3
Location: Station Road/ Bedwell Gardens



SCHEDULE TIME BY LINE - A1																															
LINE NO.	LINE DESCRIPTION	UNIT	ESTIMATED QUANTITY				UNIT PRICE	TOTAL EST. COST	TOTAL EST. COST (\$)	TOTAL EST. COST (\$)	TOTAL EST. COST (\$)	TOTAL EST. COST (\$)	TOTAL EST. COST (\$)	TOTAL EST. COST (\$)	TOTAL EST. COST (\$)	TOTAL EST. COST (\$)	TOTAL EST. COST (\$)	TOTAL EST. COST (\$)	TOTAL EST. COST (\$)	TOTAL EST. COST (\$)	TOTAL EST. COST (\$)	TOTAL EST. COST (\$)	TOTAL EST. COST (\$)	TOTAL EST. COST (\$)	TOTAL EST. COST (\$)	TOTAL EST. COST (\$)	TOTAL EST. COST (\$)	TOTAL EST. COST (\$)	TOTAL EST. COST (\$)	TOTAL EST. COST (\$)	TOTAL EST. COST (\$)
			QTY	UNIT	QTY	UNIT																									
1	Excavate and backfill	CY	100	1	100	1	100	100	100	100	100	100	100	100	100	100	100	100	100	100	100	100	100	100	100	100	100	100	100	100	100

SCHEDULE TIME BY LINE - A2																															
LINE NO.	LINE DESCRIPTION	UNIT	ESTIMATED QUANTITY				UNIT PRICE	TOTAL EST. COST	TOTAL EST. COST (\$)	TOTAL EST. COST (\$)	TOTAL EST. COST (\$)	TOTAL EST. COST (\$)	TOTAL EST. COST (\$)	TOTAL EST. COST (\$)	TOTAL EST. COST (\$)	TOTAL EST. COST (\$)	TOTAL EST. COST (\$)	TOTAL EST. COST (\$)	TOTAL EST. COST (\$)	TOTAL EST. COST (\$)	TOTAL EST. COST (\$)	TOTAL EST. COST (\$)	TOTAL EST. COST (\$)	TOTAL EST. COST (\$)	TOTAL EST. COST (\$)	TOTAL EST. COST (\$)	TOTAL EST. COST (\$)	TOTAL EST. COST (\$)	TOTAL EST. COST (\$)	TOTAL EST. COST (\$)	TOTAL EST. COST (\$)
			QTY	UNIT	QTY	UNIT																									
1	Excavate and backfill	CY	100	1	100	1	100	100	100	100	100	100	100	100	100	100	100	100	100	100	100	100	100	100	100	100	100	100	100	100	100

Degree of Satisfaction																																									
Socio-Economic				Political				Cultural				Environmental				Economic				Social				Overall																	
Year	Q1	Q2	Q3	Q4	Year	Q1	Q2	Q3	Q4	Year	Q1	Q2	Q3	Q4	Year	Q1	Q2	Q3	Q4	Year	Q1	Q2	Q3	Q4	Year	Q1	Q2	Q3	Q4	Year	Q1	Q2	Q3	Q4	Year	Q1	Q2	Q3	Q4		

Degree of Satisfaction																																										
Socio-Economic				Political				Cultural				Environmental				Economic				Social				Overall																		
Year	Q1	Q2	Q3	Q4	Year	Q1	Q2	Q3	Q4	Year	Q1	Q2	Q3	Q4	Year	Q1	Q2	Q3	Q4	Year	Q1	Q2	Q3	Q4	Year	Q1	Q2	Q3	Q4	Year	Q1	Q2	Q3	Q4	Year	Q1	Q2	Q3	Q4			



Client: Odyssey Markides

Project Number: TSP12633

Project Name: Hayes, Hillingdon

Survey Type: Saturation Flow & Degree Of Saturation


Survey Date: 19 April 2016

Survey Time: 07:00 - 10:00 and 16:00 - 19:00

Weather: Dry

Comments:

Project Number: TSP12633
Project Name: Hayes, Hillingdon
Survey Type: Saturation Flow & Degree Of Saturation
Site No: 4
Location: Station Road/ Millington Road



Degree of Satisfaction																																
No.	Description of the Issue	Priority	IMP LIFE SAFETY					IMP LIFE SAFETY INDEX	IMP LIFE SAFETY					IMP LIFE SAFETY INDEX	IMP LIFE SAFETY					IMP LIFE SAFETY INDEX	IMP LIFE SAFETY					IMP LIFE SAFETY INDEX	IMP LIFE SAFETY INDEX	IMP LIFE SAFETY INDEX	IMP LIFE SAFETY INDEX	IMP LIFE SAFETY INDEX	IMP LIFE SAFETY INDEX	IMP LIFE SAFETY INDEX
			2012	2013	2014	2015	2016		2017	2018	2019	2020	2021		2022	2023	2024	2025	2026		2027	2028	2029	2030								
1			
Average of Index																																

Degree of Satisfaction																															
No.	Description of the Issue	Priority	IMP LIFE SAFETY					IMP LIFE SAFETY INDEX	IMP LIFE SAFETY					IMP LIFE SAFETY INDEX	IMP LIFE SAFETY					IMP LIFE SAFETY INDEX	IMP LIFE SAFETY					IMP LIFE SAFETY INDEX	IMP LIFE SAFETY INDEX	IMP LIFE SAFETY INDEX	IMP LIFE SAFETY INDEX	IMP LIFE SAFETY INDEX	IMP LIFE SAFETY INDEX
			2012	2013	2014	2015	2016		2017	2018	2019	2020	2021		2022	2023	2024	2025	2026		2027	2028	2029	2030							
1		
Average of Index																															

Subcontract Flow For Line 1A

Job	Subcontract	Subcontract	Subcontract	Subcontract	GENERAL CONDITIONS												GENERAL CONDITIONS												GENERAL CONDITIONS												GENERAL CONDITIONS											
					GENERAL CONDITIONS				GENERAL CONDITIONS				GENERAL CONDITIONS				GENERAL CONDITIONS				GENERAL CONDITIONS				GENERAL CONDITIONS				GENERAL CONDITIONS				GENERAL CONDITIONS				GENERAL CONDITIONS				GENERAL CONDITIONS											
					2010	2011	2012	2013	2014	2015	2016	2017	2018	2019	2020	2021	2022	2023	2024	2025	2026	2027	2028	2029	2030	2031	2032	2033	2034	2035	2036	2037	2038	2039	2040	2041	2042	2043	2044	2045	2046	2047	2048	2049	2050							
1																																																				

Job	Subcontract	Subcontract	Subcontract	Subcontract	GENERAL CONDITIONS												GENERAL CONDITIONS												GENERAL CONDITIONS												GENERAL CONDITIONS											
					GENERAL CONDITIONS				GENERAL CONDITIONS				GENERAL CONDITIONS				GENERAL CONDITIONS				GENERAL CONDITIONS				GENERAL CONDITIONS				GENERAL CONDITIONS				GENERAL CONDITIONS				GENERAL CONDITIONS															
					2010	2011	2012	2013	2014	2015	2016	2017	2018	2019	2020	2021	2022	2023	2024	2025	2026	2027	2028	2029	2030	2031	2032	2033	2034	2035	2036	2037	2038	2039	2040	2041	2042	2043	2044	2045	2046	2047	2048	2049	2050							
1																																																				

Job	Job Description	Unit of Measure	Quantity	Quantity Flow For Line 02										Total Qty	Unit Price	Total Value	Status	Last Update
				Q1	Q2	Q3	Q4	Q5	Q6	Q7	Q8	Q9	Q10					
1

Job	Job Description	Unit of Measure	Quantity	Quantity Flow For Line 02										Total Qty	Unit Price	Total Value	Status	Last Update
				Q1	Q2	Q3	Q4	Q5	Q6	Q7	Q8	Q9	Q10					
1



Client: Odyssey Markides

Project Number: TSP12633

Project Name: Hayes, Hillingdon

Survey Type: Saturation Flow & Degree Of Saturation

Survey Date: 19 April 2016

Survey Time: 07:00 - 10:00 and 16:00 - 19:00

Weather: Dry

Comments:

Project Number: TSP12633
Project Name: Hayes, Hillingdon
Survey Type: Saturation Flow & Degree Of Saturation
Site No: 7
Location: The Pkwy/ Hayes Road/ N Hyde Road



DISBURSEMENT STATEMENT FOR YEAR 2019

Sl. No.	Particulars	BANK OF AMERICA												CITIBANK												WELLS FARGO												CHASE												PNC												TOTAL																											
		Jan	Feb	Mar	Apr	May	Jun	Jul	Aug	Sep	Oct	Nov	Dec	Jan	Feb	Mar	Apr	May	Jun	Jul	Aug	Sep	Oct	Nov	Dec	Jan	Feb	Mar	Apr	May	Jun	Jul	Aug	Sep	Oct	Nov	Dec	Jan	Feb	Mar	Apr	May	Jun	Jul	Aug	Sep	Oct	Nov	Dec	Jan	Feb	Mar	Apr	May	Jun	Jul	Aug	Sep	Oct	Nov	Dec	Jan	Feb	Mar	Apr	May	Jun	Jul	Aug	Sep	Oct	Nov	Dec																
1	...																																																																																								

DISBURSEMENT STATEMENT FOR YEAR 2019

Sl. No.	Particulars	BANK OF AMERICA												CITIBANK												WELLS FARGO												CHASE												PNC												TOTAL																											
		Jan	Feb	Mar	Apr	May	Jun	Jul	Aug	Sep	Oct	Nov	Dec	Jan	Feb	Mar	Apr	May	Jun	Jul	Aug	Sep	Oct	Nov	Dec	Jan	Feb	Mar	Apr	May	Jun	Jul	Aug	Sep	Oct	Nov	Dec	Jan	Feb	Mar	Apr	May	Jun	Jul	Aug	Sep	Oct	Nov	Dec	Jan	Feb	Mar	Apr	May	Jun	Jul	Aug	Sep	Oct	Nov	Dec	Jan	Feb	Mar	Apr	May	Jun	Jul	Aug	Sep	Oct	Nov	Dec																
1	...																																																																																								

DEPENDENT ITEMS BY LINE# - CA

LINE#	DESCRIPTION	UNIT	QTY	ESTIMATED COST		TOTAL COST	TOTAL QTY	UNIT PRICE	DATE	STATUS	REMARKS	ESTIMATED COST		TOTAL COST	TOTAL QTY	UNIT PRICE	DATE	STATUS	REMARKS
				AMOUNT	QTY							AMOUNT	QTY						
1	CONCRETE	CU YD	100	10000	100	10000	100	100	12/10/13	OK		10000	100	100	100	100	12/10/13	OK	
2	STEEL	TON	50	5000	50	5000	50	100	12/10/13	OK		5000	50	100	100	100	12/10/13	OK	

DEPENDENT ITEMS BY LINE# - CA

LINE#	DESCRIPTION	UNIT	QTY	ESTIMATED COST		TOTAL COST	TOTAL QTY	UNIT PRICE	DATE	STATUS	REMARKS	ESTIMATED COST		TOTAL COST	TOTAL QTY	UNIT PRICE	DATE	STATUS	REMARKS
				AMOUNT	QTY							AMOUNT	QTY						
1	CONCRETE	CU YD	100	10000	100	10000	100	100	12/10/13	OK		10000	100	100	100	100	12/10/13	OK	
2	STEEL	TON	50	5000	50	5000	50	100	12/10/13	OK		5000	50	100	100	100	12/10/13	OK	

DISBURSEMENT FORM FOR LINE# 01

LINE#	ITEM	DESCRIPTION	UNIT	QUANTITY												UNIT PRICE	TOTAL AMOUNT	TAXES	TOTAL	REMARKS
				QTY	UNIT	QTY	UNIT	QTY	UNIT	QTY	UNIT	QTY	UNIT	QTY	UNIT					
01	1	CONCRETE PAVEMENT	SQ. YD.																	

DISBURSEMENT FORM FOR LINE# 02

LINE#	ITEM	DESCRIPTION	UNIT	QUANTITY												UNIT PRICE	TOTAL AMOUNT	TAXES	TOTAL	REMARKS
				QTY	UNIT	QTY	UNIT	QTY	UNIT	QTY	UNIT	QTY	UNIT	QTY	UNIT					
02	1	ASPHALT PAVEMENT	SQ. YD.																	



Client: Odyssey Markides

Project Number: TSP12633

Project Name: Hayes, Hillingdon

Survey Type: Manual Classified Traffic Count


Survey Date: 19 April 2016

Survey Time: 07:00 - 10:00 and 16:00 - 19:00

Weather: Dry

Comments:

Project Number: TSP12633
Project Name: Hayes, Hillingdon
Survey Type: Manual Classified Traffic Count
Site No: 1
Location: A437/ Dawley Road/ Blyth Road/ Kestrel Way/ Betam Road



Project Number: **TSP12633**
 Project Name: **Hayes, Hillingdon**
 Survey Type: **Manual Classified Traffic Count**
 Site No: **1**
 Location: **A437/ Dawley Road/ Blyth Road/ Kestrel Way/ Betam Road**
 Date: **19 April 2016, Tuesday**



Time	A - A										A - B											
	CAR	TAXI	LGV	OGV 1	OGV 2	BUS	COACH	MCY	PCY	TOTAL	TOTAL (PCU)	CAR	TAXI	LGV	OGV 1	OGV 2	BUS	COACH	MCY	PCY	TOTAL	TOTAL (PCU)
07:00										0	0	26		6		2					34	36.6
07:15										0	0	36		5							43	41.6
07:30										0	0	35		9							44	44
07:45										0	0	39		5		1			1		46	46.7
H/Total	0	0	0	0	0	0	0	0	0	0	0	136	0	25	0	3	0	0	2	1	167	168.9
08:00				1						1	1.5	40		8			1			1	50	50.2
08:15	4									4	4	41		7	1	2			1		52	54.5
08:30										0	0	31		2	1						34	34.5
08:45										0	0	35		12	1						48	48.5
H/Total	4	0	0	1	0	0	0	0	0	5	5.5	147	0	29	3	2	1	0	1	1	184	187.7
09:00										0	0	33		3	1		1				38	39.5
09:15										0	0	25		5		3					33	36.9
09:30	1									1	1	21		9	1		1				32	33.5
09:45	1		1							2	2	19		5	1						25	25.5
H/Total	2	0	1	0	0	0	0	0	0	3	3	98	0	22	3	3	2	0	0	0	128	135.4
Total	6	0	1	1	0	0	0	0	0	8	8.5	381	0	76	6	8	3	0	3	2	479	492

Time	A - A										A - B											
	CAR	TAXI	LGV	OGV 1	OGV 2	BUS	COACH	MCY	PCY	TOTAL	TOTAL (PCU)	CAR	TAXI	LGV	OGV 1	OGV 2	BUS	COACH	MCY	PCY	TOTAL	TOTAL (PCU)
16:00										0	0	25		5	2						33	33.2
16:15										0	0	17		2						1	22	21.4
16:30	1									1	1	21		1		1				1	24	24.5
16:45										0	0	17		5					1		23	22.4
H/Total	1	0	0	0	0	0	0	0	0	1	1	80	0	13	2	1	1	0	1	4	102	101.5
17:00										0	0	23		7	1		1			2	34	33.9
17:15										0	0	24		2						1	27	26.2
17:30										0	0	19		3						2	24	22.4
17:45										0	0	25		2			1		1	2	31	29.8
H/Total	0	0	0	0	0	0	0	0	0	0	0	91	0	14	1	0	2	0	1	7	116	112.3
18:00										0	0	21		3						1	25	24.2
18:15	2									2	2	23		6						3	29	29
18:30										0	0	20		2			1				26	24.6
18:45										0	0	18		1							19	19
H/Total	2	0	0	0	0	0	0	0	0	2	2	82	0	12	0	0	1	0	0	4	99	96.8
Total	3	0	0	0	0	0	0	0	0	3	3	253	0	39	3	1	4	0	2	15	317	310.6

Project Number: **TSP12633**
 Project Name: **Hayes, Hillingdon**
 Survey Type: **Manual Classified Traffic Count**
 Site No: **1**
 Location: **A437/ Dawley Road/ Blyth Road/ Kestrel Way/ Betam Road**
 Date: **19 April 2016, Tuesday**



Time	A - C										A - D												
	CAR	TAXI	LGV	OGV 1	OGV 2	BUS	COACH	MCY	PCY	TOTAL	TOTAL (PCU)	CAR	TAXI	LGV	OGV 1	OGV 2	BUS	COACH	MCY	PCY	TOTAL	TOTAL (PCU)	
07:00	94		31	4		6		2	1	138	144	1		1								2	2
07:15	133		22	2		4	1	1	2	165	168.8	4		1								5	5
07:30	138		32	1	1	2		2	2	176	178.6	4										4	4
07:45	135		35	4		1		3	3	178	179.2	4										4	4
H/Total	500	0	120	11	1	13	1	8	3	657	670.6	13	0	2	0	0	0	0	0	0	0	15	15
08:00	160	1	28	4	1	2				196	201.3	9		1								10	10
08:15	166		24	1	1	1		2	2	197	197	3										3	3
08:30	146		18	5	2	2		1	2	176	180.9	2							1			3	2.4
08:45	154		24	2		1			1	182	183.2	3		1							1	5	4.2
H/Total	626	1	94	12	4	6	0	3	5	751	762.4	17	0	2	0	0	0	0	1	1	1	21	19.6
09:00	119		12	7	4	1	1	3	1	148	156.1	1										1	1
09:15	79		12	4	2	3				100	107.6	1										1	1
09:30	82		15	6		2				105	110	1		1								2	2
09:45	76		8	4	1	1				90	94.3	1		1	1							3	3.5
H/Total	356	0	47	21	7	7	1	3	1	443	468	4	0	2	1	0	0	0	0	0	0	7	7.5
Total	1482	1	261	44	12	26	2	14	9	1851	1901	34	0	6	1	0	0	0	1	1	1	43	42.1

Time	A - C										A - D												
	CAR	TAXI	LGV	OGV 1	OGV 2	BUS	COACH	MCY	PCY	TOTAL	TOTAL (PCU)	CAR	TAXI	LGV	OGV 1	OGV 2	BUS	COACH	MCY	PCY	TOTAL	TOTAL (PCU)	
16:00	113	1	18	1	1	1		1	1	137	138.4	1										1	1
16:15	115	1	18	9		2		2		147	152.3											0	0
16:30	117		15	2		2		1	2	139	139.8			1								1	1
16:45	104		18	1	1	1		1	2	128	128.6	1										1	1
H/Total	449	2	69	13	2	6	0	5	5	551	559.1	2	0	1	0	0	0	0	0	0	0	3	3
17:00	136		20	3		1		3	1	164	163.9				1							1	1.5
17:15	127		20			1		1	3	152	150	2		1								3	3
17:30	98		17		2	2		3	3	125	125.4	2										2	2
17:45	115		14			1		4	1	135	132.8	1		1								2	2
H/Total	476	0	71	3	2	5	0	11	8	576	572.1	5	0	2	1	0	0	0	0	0	0	8	8.5
18:00	109		11			1		1	3	125	123											0	0
18:15	93		12			2		1	2	110	109.8			1								1	1
18:30	105		14	1		2		2	2	124	124.9											0	0
18:45	102		19		1	1		1	2	126	126.1	2										2	2
H/Total	409	0	56	1	1	6	0	3	9	485	483.8	2	0	1	0	0	0	0	0	0	0	3	3
Total	1334	2	196	17	5	17	0	19	22	1612	1615	9	0	4	1	0	0	0	0	0	0	14	14.5

Project Number: **TSP12633**
 Project Name: **Hayes, Hillingdon**
 Survey Type: **Manual Classified Traffic Count**
 Site No: **1**
 Location: **A437/ Dawley Road/ Blyth Road/ Kestrel Way/ Betam Road**
 Date: **19 April 2016, Tuesday**



Time	A - E										B - A												
	CAR	TAXI	LGV	OGV 1	OGV 2	BUS	COACH	MCY	PCY	TOTAL	TOTAL (PCU)	CAR	TAXI	LGV	OGV 1	OGV 2	BUS	COACH	MCY	PCY	TOTAL	TOTAL (PCU)	
07:00	6									6	6	11		5	1							17	17.5
07:15	5		2							7	7	26		4								30	30
07:30	6		1							7	7	10		1							1	12	11.2
07:45	4		2							6	6	15		4	1							20	20.5
H/Total	21	0	5	0	0	0	0	0	0	26	26	62	0	14	2	0	0	0	0	0	1	79	79.2
08:00			1							1	1	12		3	1						1	17	16.7
08:15	4									4	4	29		3		1					1	34	34.5
08:30	10		3							13	13	16		5		2					2	25	26
08:45	8		1							9	9	22		3	4						3	32	31.6
H/Total	22	0	5	0	0	0	0	0	0	27	27	79	0	14	5	3	0	0	0	0	7	108	108.8
09:00	5									5	5	17		8							4	29	25.8
09:15	1		1							1	1	7		6							1	14	13.2
09:30	6		1							7	7	17	1	8							3	29	26.6
09:45	1			1						2	2.5	14		9	1						2	26	24.9
H/Total	12	0	2	1	0	0	0	0	0	15	15.5	55	1	31	1	0	0	0	0	0	10	98	90.5
Total	55	0	12	1	0	0	0	0	0	68	68.5	196	1	59	8	3	0	0	0	0	18	285	278.5

Time	A - E										B - A												
	CAR	TAXI	LGV	OGV 1	OGV 2	BUS	COACH	MCY	PCY	TOTAL	TOTAL (PCU)	CAR	TAXI	LGV	OGV 1	OGV 2	BUS	COACH	MCY	PCY	TOTAL	TOTAL (PCU)	
16:00	2									2	2	20		8							2	30	28.8
16:15	3		2							5	5	20		9	1					1	1	31	30.7
16:30	2		1	1						4	4.5	23		5								29	28.4
16:45	1		2							3	3	29		2							1	32	31.2
H/Total	8	0	5	1	0	0	0	0	0	14	14.5	92	0	24	1	0	0	0	0	3	2	122	119.1
17:00	4		1							5	5	35		6						1	1	43	41.6
17:15	5									5	5	31		3								34	34
17:30			1							1	1	41		1								41	41
17:45	2									2	2	19		1						1		21	20.4
H/Total	11	0	2	0	0	0	0	0	0	13	13	126	0	10	0	0	0	0	0	2	1	139	137
18:00										0	0	23	1	2							1	27	26.2
18:15	3									3	3	27		3								30	30
18:30										0	0	28		4	1							33	33.5
18:45										0	0	33								1		34	33.4
H/Total	3	0	0	0	0	0	0	0	0	3	3	111	1	9	1	0	0	0	0	1	1	124	123.1
Total	22	0	7	1	0	0	0	0	0	30	30.5	329	1	43	2	0	0	0	0	6	4	385	379.2

Project Number: **TSP12633**
 Project Name: **Hayes, Hillingdon**
 Survey Type: **Manual Classified Traffic Count**
 Site No: **1**
 Location: **A437/ Dawley Road/ Blyth Road/ Kestrel Way/ Betam Road**
 Date: **19 April 2016, Tuesday**



Time	B - B										B - C												
	CAR	TAXI	LGV	OGV 1	OGV 2	BUS	COACH	MCY	PCY	TOTAL	TOTAL (PCU)	CAR	TAXI	LGV	OGV 1	OGV 2	BUS	COACH	MCY	PCY	TOTAL	TOTAL (PCU)	
07:00			1							0	0	62		10	2						1	75	75.2
07:15										1	1	74	1	16	2							94	96.3
07:30										0	0	58	1	17		1						76	76
07:45					1					1	2.3	70	1	17	3							91	92.5
H/Total	0	0	1	0	1	0	0	0	0	2	3.3	264	3	60	7	1	0	0	0	1	336	340	
08:00										0	0	54		13	2	3						73	78.9
08:15										0	0	56		16	4	3		1				79	84.9
08:30	1									1	1	74		8	1	1						84	85.8
08:45										0	0	52	1	6	2	3						64	68.9
H/Total	1	0	0	0	0	0	0	0	0	1	1	236	1	43	9	10	0	1	0	0	300	318.5	
09:00										0	0	48		8	3	2						61	65.1
09:15										0	0	40		9	1	1				1		52	53.2
09:30	2		1							3	3	37		11	1	2						51	54.1
09:45										0	0	39		12	2	3						56	60.9
H/Total	2	0	1	0	0	0	0	0	0	3	3	164	0	40	7	8	0	0	1	0	220	233.3	
Total	3	0	2	0	1	0	0	0	0	6	7.3	664	4	143	23	19	0	1	1	1	856	891.8	

Time	B - B										B - C												
	CAR	TAXI	LGV	OGV 1	OGV 2	BUS	COACH	MCY	PCY	TOTAL	TOTAL (PCU)	CAR	TAXI	LGV	OGV 1	OGV 2	BUS	COACH	MCY	PCY	TOTAL	TOTAL (PCU)	
16:00				1						1	1.5	74		15	1	3						94	97.8
16:15	1									1	1	66		11	2	3						79	80
16:30										0	0	74		8		2				1		85	87
16:45										0	0	77		11	2						3	93	92.2
H/Total	1	0	0	1	0	0	0	0	0	2	2.5	291	0	45	5	5	0	0	5	0	351	357	
17:00										0	0	94		13	1					1		109	108.9
17:15	1									1	1	82		13	1							96	96.5
17:30	2									2	2	91		8		2					1	102	103.8
17:45										0	0	72		10						2		84	82.8
H/Total	3	0	0	0	0	0	0	0	0	3	3	339	0	44	2	2	0	0	3	1	391	392	
18:00										0	0	73		5		1				1		80	80.7
18:15										0	0	52		6		2						60	62.6
18:30										0	0	72		6	1							79	79.5
18:45										0	0	57		5								62	62
H/Total	0	0	0	0	0	0	0	0	0	0	0	254	0	22	1	3	0	0	1	0	281	284.8	
Total	4	0	0	1	0	0	0	0	0	5	5.5	884	0	111	8	10	0	0	9	1	1023	1033.8	

Project Number: **TSP12633**
 Project Name: **Hayes, Hillingdon**
 Survey Type: **Manual Classified Traffic Count**
 Site No: **1**
 Location: **A437/ Dawley Road/ Blyth Road/ Kestrel Way/ Betam Road**
 Date: **19 April 2016, Tuesday**



Time	B - D										B - E											
	CAR	TAXI	LGV	OGV 1	OGV 2	BUS	COACH	MCY	PCY	TOTAL	TOTAL (PCU)	CAR	TAXI	LGV	OGV 1	OGV 2	BUS	COACH	MCY	PCY	TOTAL	TOTAL (PCU)
07:00	1									1	1	7		2	1						10	10.5
07:15										0	0	3									3	3
07:30	2								1	3	2.2		2								2	2
07:45	3									3	3	3									3	3
H/Total	6	0	0	0	0	0	0	0	1	7	6.2	13	0	4	1	0	0	0	0	0	18	18.5
08:00										0	0	2		2						1	5	4.2
08:15	2									2	2	3		1							4	4
08:30	1									1	1	1		1							1	1
08:45										0	0	3		3							6	6
H/Total	3	0	0	0	0	0	0	0	0	3	3	9	0	6	0	0	0	0	0	1	16	15.2
09:00										0	0	3		1							4	4
09:15										0	0	1		1							2	2
09:30			2							2	2	3		1					1		5	4.4
09:45	1		1							2	2	2		2							2	2
H/Total	1	0	3	0	0	0	0	0	0	4	4	7	0	5	0	0	0	0	1	0	13	12.4
Total	10	0	3	0	0	0	0	0	1	14	13.2	29	0	15	1	0	0	0	1	1	47	46.1

Time	B - D										B - E											
	CAR	TAXI	LGV	OGV 1	OGV 2	BUS	COACH	MCY	PCY	TOTAL	TOTAL (PCU)	CAR	TAXI	LGV	OGV 1	OGV 2	BUS	COACH	MCY	PCY	TOTAL	TOTAL (PCU)
16:00				1						1	1.5	1		2							3	3
16:15										0	0	2		1							3	3
16:30										0	0	3		2							5	5
16:45										0	0	3		3							6	6
H/Total	0	0	0	1	0	0	0	0	0	1	1.5	9	0	8	0	0	0	0	0	0	17	17
17:00										0	0	1							1		2	1.4
17:15										0	0	2									2	2
17:30										0	0	3							1		4	3.4
17:45	2									2	2	3		3							3	3
H/Total	2	0	0	0	0	0	0	0	0	2	2	9	0	0	0	0	0	0	2	0	11	9.8
18:00										0	0										0	0
18:15										0	0										0	0
18:30	1									1	1		2								2	2
18:45	1									1	1										0	0
H/Total	2	0	0	0	0	0	0	0	0	2	2	0	0	2	0	0	0	0	0	0	2	2
Total	4	0	0	1	0	0	0	0	0	5	5.5	18	0	10	0	0	0	0	2	0	30	28.8

Project Number: **TSP12633**
 Project Name: **Hayes, Hillingdon**
 Survey Type: **Manual Classified Traffic Count**
 Site No: **1**
 Location: **A437/ Dawley Road/ Blyth Road/ Kestrel Way/ Betam Road**
 Date: **19 April 2016, Tuesday**



Time	C - A										C - B										
	CAR	TAXI	LGV	OGV 1	OGV 2	BUS	COACH	MCY	PCY	TOTAL	TOTAL (PCU)	CAR	TAXI	LGV	OGV 1	OGV 2	BUS	COACH	MCY	PCY	TOTAL
07:00	86		11			1		2	100	99.8	30		12	2	1					45	47.3
07:15	92		17	3		3		1	117	120.1	39		9	1	2					52	54.5
07:30	100		17	6	2	1		1	130	133.6	45		12	3	1				1	61	63.8
07:45	100		12			1	1		115	116.2	41		5	1						47	47.5
H/Total	378	0	57	9	2	6	1	4	462	469.7	155	0	38	7	4	0	0	1	0	205	213.1
08:00	140		22	2	2	2		1	170	174.2	64		10	3	3				1	82	86
08:15	132		21	1	1	1		1	157	159.2	74		8	2	1				1	85	87.3
08:30	147	1	19	2	1	2	1	6	180	179.9	73	1	10	2	1					88	89.5
08:45	84		20	5	3	2		3	117	123	71	1	6	3	1					82	84.8
H/Total	503	1	82	10	7	7	1	3	624	636.3	282	2	34	10	6	0	0	1	2	337	347.6
09:00	96		13			1		1	111	111.2	64		15	2	4					85	91.2
09:15	72		14	4	3	2		1	96	103.3	39		13	4	5					61	69.5
09:30	79		21	3	1	1		1	106	109.2	36	1	9	2	1					49	51.3
09:45	78		17	3	3	1		2	104	109.2	42		12	2	2					58	61.6
H/Total	325	0	65	10	7	5	0	4	417	432.9	181	1	49	10	12	0	0	0	0	253	273.6
Total	1206	1	204	29	16	18	2	11	1503	1538.9	618	3	121	27	22	0	0	2	2	795	834.3

Time	C - A										C - B										
	CAR	TAXI	LGV	OGV 1	OGV 2	BUS	COACH	MCY	PCY	TOTAL	TOTAL (PCU)	CAR	TAXI	LGV	OGV 1	OGV 2	BUS	COACH	MCY	PCY	TOTAL
16:00	134		22	5		2		1	166	168.5	48		14	3					1	66	66.9
16:15	108		25	5		1		1	140	142.9	49		11	4					1	66	66.6
16:30	142		16	3		1	1	1	165	167.1	54		10	4	1				1	70	72.7
16:45	121	1	27	5	1	1			156	160.8	54		8		2				1	66	67.2
H/Total	505	1	90	18	1	5	1	4	627	639.3	205	0	43	11	3	0	0	4	2	268	273.4
17:00	136		17	1	2	2		4	163	164.9	46		5	1					1	54	53.1
17:15	150		30	3	1	1	1		186	190.8	44		8		1				1	54	54.7
17:30	162		17	2		1		4	187	185.8	46		10							56	56
17:45	182	1	21	1		1		5	215	210.3	55		9							64	64
H/Total	630	1	85	7	3	5	1	13	751	751.8	191	0	32	1	1	0	0	2	1	228	227.8
18:00	151		13		1	2		4	172	172.1	58		8	1					1	68	67.9
18:15	166	1	20	2		2		5	197	196.2	57		7						1	65	64.4
18:30	136		21		1	1		3	163	162.7	58		5						1	64	63.4
18:45	151		6			2		2	162	162	61		12	1					1	75	74.9
H/Total	604	1	60	2	2	7	0	14	694	693	234	0	32	2	0	0	0	4	0	272	270.6
Total	1739	3	235	27	6	17	2	31	2072	2084.1	630	0	107	14	4	0	0	10	3	768	771.8

Project Number: **TSP12633**
 Project Name: **Hayes, Hillingdon**
 Survey Type: **Manual Classified Traffic Count**
 Site No: **1**
 Location: **A437/ Dawley Road/ Blyth Road/ Kestrel Way/ Betam Road**
 Date: **19 April 2016, Tuesday**



Time	C - C										C - D											
	CAR	TAXI	LGV	OGV 1	OGV 2	BUS	COACH	MCY	PCY	TOTAL	TOTAL (PCU)	CAR	TAXI	LGV	OGV 1	OGV 2	BUS	COACH	MCY	PCY	TOTAL	TOTAL (PCU)
07:00	1		1	1						3	3.5	8		2		1					11	12.3
07:15	1									1	1	12		4							16	16
07:30			2							2	2	16		4	5						25	27.5
07:45										0	0	17		1	3	1					22	24.8
H/Total	2	0	3	1	0	0	0	0	0	6	6.5	53	0	11	8	2	0	0	0	0	74	80.6
08:00										0	0	17			2						19	20
08:15			1							1	1	9			1						10	11.3
08:30										0	0	12		2		1					15	16.3
08:45										0	0	3		1	1	2					7	10.1
H/Total	0	0	1	0	0	0	0	0	0	1	1	41	0	3	3	4	0	0	0	0	51	57.7
09:00										0	0	5		1	2	1					9	11.3
09:15			1							1	1	5			1						6	6.5
09:30										0	0	5			1						6	6.5
09:45										0	0	3		2		1					6	7.3
H/Total	0	0	1	0	0	0	0	0	0	1	1	18	0	3	4	2	0	0	0	0	27	31.6
Total	2	0	5	1	0	0	0	0	0	8	8.5	112	0	17	15	8	0	0	0	0	152	169.9

Time	C - C										C - D											
	CAR	TAXI	LGV	OGV 1	OGV 2	BUS	COACH	MCY	PCY	TOTAL	TOTAL (PCU)	CAR	TAXI	LGV	OGV 1	OGV 2	BUS	COACH	MCY	PCY	TOTAL	TOTAL (PCU)
16:00	1									1	1	3		1	2	1					7	9.3
16:15			1							1	1	1		1	3	1					5	6.5
16:30										0	0	2		1	2	1					6	8.3
16:45	1									1	1	2		2	1						5	7.3
H/Total	2	0	1	0	0	0	0	0	0	3	3	8	0	3	9	3	0	0	0	0	23	31.4
17:00			1							1	1	2		1	1						4	5.8
17:15	1									1	1	4		4	1	2					11	14.1
17:30	1									1	1	2			1						3	3.5
17:45										0	0	4		1	3						8	9.5
H/Total	2	0	1	0	0	0	0	0	0	3	3	12	0	5	6	3	0	0	0	0	26	32.9
18:00	1									1	1	1		2	2	2					7	10.6
18:15	1									1	1	8			2						10	12.6
18:30										0	0	7		1	1	1					10	11.8
18:45										0	0	7		3	1						11	11.5
H/Total	2	0	0	0	0	0	0	0	0	2	2	23	0	6	4	5	0	0	0	0	38	46.5
Total	6	0	2	0	0	0	0	0	0	8	8	43	0	14	19	11	0	0	0	0	87	110.8

Project Number: **TSP12633**
 Project Name: **Hayes, Hillingdon**
 Survey Type: **Manual Classified Traffic Count**
 Site No: **1**
 Location: **A437/ Dawley Road/ Blyth Road/ Kestrel Way/ Betam Road**
 Date: **19 April 2016, Tuesday**



Time	C - E										D - A										
	CAR	TAXI	LGV	OGV 1	OGV 2	BUS	COACH	MCY	PCY	TOTAL	TOTAL (PCU)	CAR	TAXI	LGV	OGV 1	OGV 2	BUS	COACH	MCY	PCY	TOTAL
07:00	11		7						18	18										2	1.4
07:15	10		3	1	2				18	19.7										0	0
07:30	3		4						8	7.4										0	0
07:45	4		3	1					8	8.5										0	0
H/Total	28	0	17	2	2	0	0	2	1	52	53.6	1	0	0	0	0	0	1	0	2	1.4
08:00	6		9						15	15										1	1
08:15	1		1		1				3	4.3										1	1
08:30	4		1		1				6	7.3										1	1
08:45	5		2						7	7				1						3	3.5
H/Total	16	0	13	0	2	0	0	0	0	31	33.6	5	0	0	1	0	0	0	0	6	6.5
09:00	4		2						6	6			2							2	2
09:15	11		4						15	15			1							1	1
09:30	4		4		1				9	10.3			1	1						2	2.5
09:45	7		4						11	11			2							4	4
H/Total	26	0	14	0	1	0	0	0	0	41	42.3	3	0	5	1	0	0	0	0	9	9.5
Total	70	0	44	2	5	0	0	2	1	124	129.5	9	0	5	2	0	0	1	0	17	17.4

Time	C - E										D - A										
	CAR	TAXI	LGV	OGV 1	OGV 2	BUS	COACH	MCY	PCY	TOTAL	TOTAL (PCU)	CAR	TAXI	LGV	OGV 1	OGV 2	BUS	COACH	MCY	PCY	TOTAL
16:00	1		3	2					6	7			6							6	6
16:15	4		2						6	6			4							4	4
16:30	5		3	1					9	9.5			1							8	8
16:45	6		2						8	8			2							4	4
H/Total	16	0	10	3	0	0	0	0	0	29	30.5	19	0	3	0	0	0	0	0	22	22
17:00	3		2		1				6	7.3			2							2	2
17:15	3		1	1					5	5.5			3							3	3
17:30	1		2		1				4	5.3			5							5	5
17:45	4		1						5	5			1						1	2	1.2
H/Total	11	0	6	1	2	0	0	0	0	20	23.1	11	0	0	0	0	0	0	1	12	11.2
18:00	2		3						5	5			2							2	2
18:15	2		3						5	5			3							3	3
18:30	3		3						3	3			1							4	4
18:45	1		2						3	3			1							1	1
H/Total	8	0	8	0	0	0	0	0	0	16	16	9	0	1	0	0	0	0	0	10	10
Total	35	0	24	4	2	0	0	0	0	65	69.6	39	0	4	0	0	0	1	44	43.2	

Project Number: **TSP12633**
 Project Name: **Hayes, Hillingdon**
 Survey Type: **Manual Classified Traffic Count**
 Site No: **1**
 Location: **A437/ Dawley Road/ Blyth Road/ Kestrel Way/ Betam Road**
 Date: **19 April 2016, Tuesday**



Time	D - B										D - C											
	CAR	TAXI	LGV	OGV 1	OGV 2	BUS	COACH	MCY	PCY	TOTAL	TOTAL (PCU)	CAR	TAXI	LGV	OGV 1	OGV 2	BUS	COACH	MCY	PCY	TOTAL	TOTAL (PCU)
07:00			2							0	0	1		2	3	1					1	1
07:15										2	2										6	8.8
07:30										0	0	1		1	1					3	4.8	
07:45										0	0	1		2	1					4	6.3	
H/Total	0	0	2	0	0	0	0	0	0	2	2	3	0	2	6	3	0	0	0	0	14	20.9
08:00										0	0	1		2	1	2				6	9.1	
08:15	1		1							2	2			1	2					3	6.1	
08:30	3									3	3			1	3					4	5.5	
08:45	1		1							2	2	2		1	2					5	6	
H/Total	5	0	2	0	0	0	0	0	0	7	7	3	0	4	7	4	0	0	0	0	18	26.7
09:00										0	0	1			3					4	5.5	
09:15	1									1	1	1			3	3				7	12.4	
09:30	2									2	2	1		1	2					5	8.1	
09:45										0	0	2		1						3	3	
H/Total	3	0	0	0	0	0	0	0	0	3	3	5	0	2	7	5	0	0	0	0	19	29
Total	8	0	4	0	0	0	0	0	0	12	12	11	0	8	20	12	0	0	0	0	51	76.6

Time	D - B										D - C											
	CAR	TAXI	LGV	OGV 1	OGV 2	BUS	COACH	MCY	PCY	TOTAL	TOTAL (PCU)	CAR	TAXI	LGV	OGV 1	OGV 2	BUS	COACH	MCY	PCY	TOTAL	TOTAL (PCU)
16:00										0	0	6		2						9	10.3	
16:15										1	0.2	1		4	2	1				7	8	
16:30	1									1	1	11		2	1					14	14.5	
16:45										0	0	5		3	6					14	17	
H/Total	1	0	0	0	0	0	0	0	1	2	1.2	23	0	11	9	1	0	0	0	44	49.8	
17:00	2									3	2.2	10		1	1					12	13.8	
17:15	3									3	3	13		1						14	14	
17:30	1		1							2	2	10		3	1	1				15	16.8	
17:45										0	0	11		1	3					15	18.9	
H/Total	6	0	1	0	0	0	0	0	1	8	7.2	44	0	5	2	5	0	0	0	56	63.5	
18:00	1									1	1	7		2					1	10	9.2	
18:15	1									1	1	5			2					7	8	
18:30	1								1	2	1.2	9			3					12	15.9	
18:45	3									3	3	12		1	1			1		15	15.7	
H/Total	6	0	0	0	0	0	0	0	1	7	6.2	33	0	3	2	4	0	0	1	1	44	48.8
Total	13	0	1	0	0	0	0	0	3	17	14.6	100	0	19	13	10	0	0	1	1	144	162.1

Project Number: **TSP12633**
 Project Name: **Hayes, Hillingdon**
 Survey Type: **Manual Classified Traffic Count**
 Site No: **1**
 Location: **A437/ Dawley Road/ Blyth Road/ Kestrel Way/ Betam Road**
 Date: **19 April 2016, Tuesday**



Time	E - A										E - B												
	CAR	TAXI	LGV	OGV 1	OGV 2	BUS	COACH	MCY	PCY	TOTAL	TOTAL (PCU)	CAR	TAXI	LGV	OGV 1	OGV 2	BUS	COACH	MCY	PCY	TOTAL	TOTAL (PCU)	
07:00			2							2	2	1		2								2	2.5
07:15			2							2	2											2	2
07:30			2							2	2											0	0
07:45	1									1	1			1	1							2	2.5
H/Total	1	0	6	0	0	0	0	0	0	7	7	1	0	3	2	0	0	0	0	0	0	6	7
08:00	1		2							3	3	1		2								3	3
08:15	4		1							5	5	1		1								2	2
08:30	2		1		1					4	5.3			2								2	2
08:45	2		1		1					4	5.3			1								1	1
H/Total	9	0	5	0	2	0	0	0	0	16	18.6	2	0	6	0	0	0	0	0	0	0	8	8
09:00	1		1							2	2			2								2	2
09:15	4									4	4	1										1	1
09:30	3		2							5	5	1		1								2	2
09:45	1		4							5	5	2		2								4	4
H/Total	9	0	7	0	0	0	0	0	0	16	16	4	0	5	0	0	0	0	0	0	0	9	9
Total	19	0	18	0	2	0	0	0	0	39	41.6	7	0	14	2	0	0	0	0	0	0	23	24

Time	E - A										E - B												
	CAR	TAXI	LGV	OGV 1	OGV 2	BUS	COACH	MCY	PCY	TOTAL	TOTAL (PCU)	CAR	TAXI	LGV	OGV 1	OGV 2	BUS	COACH	MCY	PCY	TOTAL	TOTAL (PCU)	
16:00	3		2					1	1	7	5.6	2										2	2
16:15	2		1							3	3	2									1	3	2.2
16:30	4									4	4	3		2								6	5.2
16:45	4		2							6	6	3		2							1	6	5.2
H/Total	13	0	5	0	0	0	0	1	1	20	18.6	10	0	4	0	0	0	0	0	0	3	17	14.6
17:00	11		1							12	12	1		3						1	1	6	4.6
17:15	2		1							3	3	4										4	4
17:30	12									12	12	4		2								6	6
17:45	8		1							9	9	5		1								6	6
H/Total	33	0	3	0	0	0	0	0	0	36	36	14	0	6	0	0	0	0	0	1	1	22	20.6
18:00	4		1							5	5	2										2	2
18:15	7									7	7	2										2	2
18:30	3									3	3	1		2								3	3
18:45	1									1	1	3		1								4	4
H/Total	15	0	1	0	0	0	0	0	0	16	16	8	0	3	0	0	0	0	0	0	0	11	11
Total	61	0	9	0	0	0	0	1	1	72	70.6	32	0	13	0	0	0	0	0	1	4	50	46.2

Project Number: **TSP12633**
 Project Name: **Hayes, Hillingdon**
 Survey Type: **Manual Classified Traffic Count**
 Site No: **1**
 Location: **A437/ Dawley Road/ Blyth Road/ Kestrel Way/ Betam Road**
 Date: **19 April 2016, Tuesday**



Time	From A										To A											
	CAR	TAXI	LGV	OGV 1	OGV 2	BUS	COACH	MCY	PCY	TOTAL	TOTAL (PCU)	CAR	TAXI	LGV	OGV 1	OGV 2	BUS	COACH	MCY	PCY	TOTAL	TOTAL (PCU)
07:00	127	0	38	4	2	6	0	2	1	180	188.6	98	0	18	1	0	1	0	3	0	121	120.7
07:15	178	0	30	2	0	4	1	2	3	220	222.4	118	0	23	3	0	3	0	1	1	149	152.1
07:30	183	0	42	1	1	2	0	2	0	231	233.6	110	0	20	6	2	1	0	1	4	144	146.8
07:45	182	0	42	4	1	1	0	4	0	234	235.9	116	0	16	1	0	1	1	0	1	136	137.7
H/Total	670	0	152	11	4	13	1	10	4	865	880.5	442	0	77	11	2	6	1	5	6	550	557.3
08:00	209	1	38	5	1	3	0	0	1	258	264	154	0	27	4	2	2	0	1	2	192	196.4
08:15	218	0	31	2	3	1	0	3	2	260	262.5	170	0	25	1	2	1	0	1	1	201	203.7
08:30	189	0	23	6	2	2	0	2	2	226	230.8	166	1	25	2	4	2	1	1	8	210	212.2
08:45	200	0	38	3	0	1	0	0	2	244	244.9	110	0	24	10	4	2	0	0	6	156	163.4
H/Total	816	1	130	16	6	7	0	5	7	988	1002.2	600	1	101	17	12	7	1	3	17	759	775.7
09:00	158	0	15	8	4	2	1	3	1	192	201.6	114	0	24	0	0	1	0	0	5	144	141
09:15	105	0	18	4	5	3	0	0	0	135	146.5	83	0	21	4	3	2	0	1	1	115	121.5
09:30	111	0	26	7	0	3	0	0	0	147	153.5	101	1	31	4	1	1	0	1	3	143	144.3
09:45	98	0	15	7	1	1	0	0	0	122	127.8	96	0	33	4	3	1	0	2	2	141	145.1
H/Total	472	0	74	26	10	9	1	3	1	596	629.4	394	1	109	12	7	5	0	4	11	543	551.9
Total	1958	1	356	53	20	29	2	18	12	2449	2512.1	1436	2	287	40	21	18	2	12	34	1852	1884.9

Time	From A										To A											
	CAR	TAXI	LGV	OGV 1	OGV 2	BUS	COACH	MCY	PCY	TOTAL	TOTAL (PCU)	CAR	TAXI	LGV	OGV 1	OGV 2	BUS	COACH	MCY	PCY	TOTAL	TOTAL (PCU)
16:00	141	1	23	3	1	1	0	1	2	173	174.6	163	0	32	5	0	2	0	5	2	209	208.9
16:15	135	1	22	9	0	3	0	2	2	174	178.7	134	0	35	6	0	1	0	1	1	178	180.6
16:30	141	0	18	3	1	2	0	1	3	169	170.8	177	0	22	3	0	1	1	2	1	207	208.5
16:45	123	0	25	1	1	1	0	2	2	155	155	156	1	33	5	1	1	0	0	1	198	202
H/Total	540	2	88	16	3	7	0	6	9	671	679.1	630	1	122	19	1	5	1	8	5	792	800
17:00	163	0	28	5	0	2	0	3	3	204	204.3	184	0	24	1	2	2	0	5	2	220	220.5
17:15	158	0	23	0	0	1	0	1	4	187	184.2	186	0	34	3	1	1	1	0	0	226	230.8
17:30	119	0	21	0	2	2	0	3	5	152	150.8	220	0	17	2	0	1	0	4	1	245	243.8
17:45	143	0	17	0	0	2	0	5	3	170	166.6	210	1	23	1	0	1	0	6	5	247	240.9
H/Total	583	0	89	5	2	7	0	12	15	713	705.9	800	1	98	7	3	5	1	15	8	938	936
18:00	130	0	14	0	0	1	0	1	4	150	147.2	180	1	16	0	1	2	0	4	2	206	205.3
18:15	121	0	19	0	0	2	0	1	2	145	144.8	205	1	23	2	0	2	0	5	1	239	238.2
18:30	125	0	16	1	0	3	0	0	5	150	149.5	170	0	26	1	1	1	0	3	1	203	203.2
18:45	122	0	20	0	1	1	0	1	2	147	147.1	186	0	6	0	0	2	0	3	1	198	197.4
H/Total	498	0	69	1	1	7	0	3	13	592	588.6	741	2	71	3	2	7	0	15	5	846	844.1
Total	1621	2	246	22	6	21	0	21	37	1976	1973.6	2171	4	291	29	6	17	2	38	18	2576	2580.1

Project Number: **TSP12633**
 Project Name: **Hayes, Hillingdon**
 Survey Type: **Manual Classified Traffic Count**
 Site No: **1**
 Location: **A437/ Dawley Road/ Blyth Road/ Kestrel Way/ Betam Road**
 Date: **19 April 2016, Tuesday**



Time	From B										To B											
	CAR	TAXI	LGV	OGV 1	OGV 2	BUS	COACH	MCY	PCY	TOTAL	TOTAL (PCU)	CAR	TAXI	LGV	OGV 1	OGV 2	BUS	COACH	MCY	PCY	TOTAL	TOTAL (PCU)
07:00	81	0	17	4	0	0	0	0	1	103	104.2	57	0	18	3	3	0	0	0	0	81	85.4
07:15	103	1	21	2	1	0	0	0	0	128	130.3	75	0	19	1	2	0	0	2	1	100	101.1
07:30	70	1	20	0	0	0	0	0	2	93	91.4	80	0	21	3	1	0	0	0	0	105	107.8
07:45	91	1	21	4	1	0	0	0	0	118	121.3	80	0	11	2	2	0	0	1	0	96	99
H/Total	345	3	79	10	2	0	0	0	3	442	447.2	292	0	69	9	8	0	0	3	1	382	394.3
08:00	68	0	18	3	3	0	1	0	2	95	99.8	105	0	20	3	3	1	0	1	2	135	139.2
08:15	90	0	20	4	4	0	0	0	1	119	125.4	117	0	17	3	3	0	0	1	0	141	145.8
08:30	93	0	13	1	3	0	0	0	2	112	114.8	108	1	14	3	1	0	0	0	1	128	130
08:45	77	1	12	6	3	0	0	0	3	102	106.5	107	1	20	4	1	0	0	0	0	133	136.3
H/Total	328	1	63	14	13	0	1	0	8	428	446.5	437	2	71	13	8	1	0	2	3	537	551.3
09:00	68	0	17	3	2	0	0	0	4	94	94.9	97	0	20	3	4	1	0	0	0	125	132.7
09:15	48	0	16	1	1	0	0	1	1	68	68.4	66	0	18	4	8	0	0	0	0	96	108.4
09:30	59	1	23	1	2	0	0	1	3	90	90.1	62	1	20	3	1	1	0	0	0	88	91.8
09:45	54	0	24	3	3	0	0	0	2	86	89.8	63	0	19	3	2	0	0	0	0	87	91.1
H/Total	229	1	80	8	8	0	0	2	10	338	343.2	288	1	77	13	15	2	0	0	0	396	424
Total	902	5	222	32	23	0	1	2	21	1208	1236.9	1017	3	217	35	31	3	0	5	4	1315	1369.6

Time	From B										To B											
	CAR	TAXI	LGV	OGV 1	OGV 2	BUS	COACH	MCY	PCY	TOTAL	TOTAL (PCU)	CAR	TAXI	LGV	OGV 1	OGV 2	BUS	COACH	MCY	PCY	TOTAL	TOTAL (PCU)
16:00	95	0	25	3	3	0	0	3	0	129	132.6	75	0	19	6	0	0	0	1	1	102	103.6
16:15	89	0	21	3	0	0	0	0	1	114	114.7	69	0	13	4	0	1	0	1	5	93	91.4
16:30	100	0	15	0	2	0	0	2	0	119	120.4	79	0	13	4	2	0	0	1	2	101	103.4
16:45	109	0	16	2	0	0	0	3	1	131	129.4	74	0	15	0	2	0	0	2	2	95	94.8
H/Total	393	0	77	8	5	0	0	8	2	493	497.1	297	0	60	14	4	1	0	5	10	391	393.2
17:00	130	0	19	1	0	0	0	3	1	154	151.9	72	0	15	2	0	1	0	2	5	97	93.8
17:15	116	0	16	1	0	0	0	0	0	133	133.5	76	0	10	0	1	0	0	1	1	89	88.9
17:30	137	0	8	0	2	0	0	1	1	149	150.2	72	0	16	0	0	0	0	0	2	90	88.4
17:45	96	0	11	0	0	0	0	3	0	110	108.2	85	0	12	0	0	1	0	1	2	101	99.8
H/Total	479	0	54	2	2	0	0	7	2	546	543.8	305	0	53	2	1	2	0	4	10	377	370.9
18:00	96	1	7	0	1	0	0	1	1	107	106.9	82	0	11	1	0	0	0	1	1	96	95.1
18:15	79	0	9	0	2	0	0	0	0	90	92.6	83	0	13	0	0	0	0	1	0	97	96.4
18:30	101	0	12	2	0	0	0	0	0	115	116	80	0	9	0	0	1	0	1	4	95	92.2
18:45	91	0	5	0	0	0	0	1	0	97	96.4	85	0	14	1	0	0	0	1	0	101	100.9
H/Total	367	1	33	2	3	0	0	2	1	409	411.9	330	0	47	2	0	1	0	4	5	389	384.6
Total	1239	1	164	12	10	0	0	17	5	1448	1452.8	932	0	160	18	5	4	0	13	25	1157	1148.7

Project Number: **TSP12633**
 Project Name: **Hayes, Hillingdon**
 Survey Type: **Manual Classified Traffic Count**
 Site No: **1**
 Location: **A437/ Dawley Road/ Blyth Road/ Kestrel Way/ Betam Road**
 Date: **19 April 2016, Tuesday**



Time	From C										To C											
	CAR	TAXI	LGV	OGV 1	OGV 2	BUS	COACH	MCY	PCY	TOTAL	TOTAL (PCU)	CAR	TAXI	LGV	OGV 1	OGV 2	BUS	COACH	MCY	PCY	TOTAL	TOTAL (PCU)
07:00	136	0	33	3	2	1	0	2	0	177	180.9	158	0	42	7	0	6	0	2	2	217	223.7
07:15	154	0	33	5	4	3	0	3	2	204	211.3	209	1	45	7	2	4	1	1	2	272	280.9
07:30	164	0	39	14	3	1	0	2	3	226	234.3	198	1	54	2	4	2	0	2	0	263	270
07:45	162	0	21	5	1	1	1	0	1	192	197	207	1	55	10	1	1	0	3	0	278	283.5
H/Total	616	0	126	27	10	6	1	7	6	799	823.5	772	3	196	26	7	13	1	8	4	1030	1058.1
08:00	227	0	41	7	5	2	0	2	2	286	295.2	215	1	46	7	6	2	1	0	0	278	292.3
08:15	216	0	31	3	4	1	0	1	0	256	263.1	224	0	47	7	6	1	0	2	2	289	298.5
08:30	236	2	32	4	4	2	1	1	7	289	293	220	0	30	10	3	2	0	1	2	268	276.7
08:45	163	1	29	9	6	2	0	0	3	213	224.9	213	1	34	6	3	1	0	0	1	259	266.1
H/Total	842	3	133	23	19	7	1	4	12	1044	1076.2	872	2	157	30	18	6	1	3	5	1094	1133.6
09:00	169	0	31	4	5	1	0	0	1	211	219.7	169	0	23	14	6	1	1	3	1	218	232.2
09:15	127	0	32	9	8	2	0	1	0	179	195.3	121	0	25	8	6	3	0	1	0	164	178.2
09:30	124	1	34	6	3	1	0	1	0	170	177.3	125	0	30	8	4	2	0	1	0	170	180.6
09:45	130	0	35	5	6	1	0	2	0	179	189.1	120	0	22	7	4	1	0	0	0	154	163.7
H/Total	550	1	132	24	22	5	0	4	1	739	781.4	535	0	100	37	20	7	1	5	1	706	754.7
Total	2008	4	391	74	51	18	2	15	19	2582	2681.1	2179	5	453	93	45	26	3	16	10	2830	2946.4

Time	From C										To C											
	CAR	TAXI	LGV	OGV 1	OGV 2	BUS	COACH	MCY	PCY	TOTAL	TOTAL (PCU)	CAR	TAXI	LGV	OGV 1	OGV 2	BUS	COACH	MCY	PCY	TOTAL	TOTAL (PCU)
16:00	187	0	40	12	1	2	0	3	1	246	252.7	198	1	36	3	5	1	0	3	1	248	254.4
16:15	162	0	40	12	0	1	0	2	1	218	223	189	1	37	14	0	2	0	2	0	245	252.8
16:30	203	0	30	10	2	1	1	2	1	250	257.6	209	0	26	4	2	2	0	3	2	248	251.2
16:45	184	1	37	7	4	1	0	1	1	236	244.3	193	0	37	9	1	1	0	4	2	247	249.8
H/Total	736	1	147	41	7	5	1	8	4	950	977.6	789	2	136	30	8	6	0	12	5	988	1008.2
17:00	187	0	25	3	4	2	0	5	2	228	232.1	246	0	37	5	1	1	0	4	1	295	296.6
17:15	202	0	43	5	4	1	1	1	0	257	266.1	238	0	37	1	0	1	0	2	3	282	279.9
17:30	212	0	29	3	1	1	0	4	1	251	251.6	212	0	30	2	5	2	0	4	4	259	262.9
17:45	245	1	32	4	0	1	0	5	4	292	288.8	205	0	27	0	3	1	0	6	1	243	243.5
H/Total	846	1	129	15	9	5	1	15	7	1028	1038.6	901	0	131	8	9	5	0	16	9	1079	1082.9
18:00	213	0	26	3	3	2	0	5	1	253	256.6	203	0	20	0	2	1	0	3	4	233	231.6
18:15	234	1	30	2	2	2	0	6	1	278	279.2	155	0	18	2	2	2	0	2	2	183	185.8
18:30	204	0	27	1	2	1	0	4	1	240	240.9	188	0	22	2	3	2	0	0	2	219	224.3
18:45	220	0	23	2	0	2	0	3	1	251	251.4	174	0	26	0	2	1	0	2	2	207	207.8
H/Total	871	1	106	8	7	7	0	18	4	1022	1028.1	720	0	86	4	9	6	0	7	10	842	849.5
Total	2453	3	382	64	23	17	2	41	15	3000	3044.3	2410	2	353	42	26	17	0	35	24	2909	2940.6

Project Number: **TSP12633**
 Project Name: **Hayes, Hillingdon**
 Survey Type: **Manual Classified Traffic Count**
 Site No: **1**
 Location: **A437/ Dawley Road/ Blyth Road/ Kestrel Way/ Betam Road**
 Date: **19 April 2016, Tuesday**



Time	From D										To D											
	CAR	TAXI	LGV	OGV 1	OGV 2	BUS	COACH	MCY	PCY	TOTAL	TOTAL (PCU)	CAR	TAXI	LGV	OGV 1	OGV 2	BUS	COACH	MCY	PCY	TOTAL	TOTAL (PCU)
07:00	2	0	0	0	0	0	0	1	0	3	2.4	10	0	3	0	1	0	0	0	0	14	15.3
07:15	0	0	4	3	1	0	0	0	0	8	10.8	16	0	5	0	0	0	0	0	0	21	21
07:30	1	0	0	1	1	0	0	0	0	3	4.8	22	0	4	5	0	0	0	0	1	32	33.7
07:45	1	0	0	2	1	0	0	0	0	4	6.3	24	0	1	3	1	0	0	0	0	29	31.8
H/Total	4	0	4	6	3	0	0	1	0	18	24.3	72	0	13	8	2	0	0	0	1	96	101.8
08:00	2	0	2	1	2	0	0	0	0	7	10.1	26	0	1	2	0	0	0	0	0	29	30
08:15	2	0	1	1	2	0	0	0	0	6	9.1	14	0	0	1	0	0	0	0	0	15	16.3
08:30	5	0	1	3	0	0	0	0	0	9	10.5	15	0	2	0	1	0	0	1	0	19	19.7
08:45	6	0	2	3	0	0	0	0	0	11	12.5	6	0	2	1	2	0	0	0	1	12	14.3
H/Total	15	0	6	8	4	0	0	0	0	33	42.2	61	0	5	3	4	0	0	1	1	75	80.3
09:00	2	0	2	3	0	0	0	0	0	7	8.5	6	0	1	2	1	0	0	0	0	10	12.3
09:15	3	0	2	4	3	0	0	0	0	12	17.9	6	0	0	1	0	0	0	0	0	7	7.5
09:30	5	0	1	2	2	0	0	0	0	10	13.6	6	0	3	1	0	0	0	0	0	10	10.5
09:45	5	0	4	0	0	0	0	0	0	9	9	5	0	4	1	1	0	0	0	0	11	12.8
H/Total	15	0	9	9	5	0	0	0	0	38	49	23	0	8	5	2	0	0	0	0	38	43.1
Total	34	0	19	23	12	0	0	1	0	89	115.5	156	0	26	16	8	0	0	1	2	209	225.2

Time	From D										To D											
	CAR	TAXI	LGV	OGV 1	OGV 2	BUS	COACH	MCY	PCY	TOTAL	TOTAL (PCU)	CAR	TAXI	LGV	OGV 1	OGV 2	BUS	COACH	MCY	PCY	TOTAL	TOTAL (PCU)
16:00	12	0	2	0	1	0	0	0	0	15	16.3	4	0	1	3	1	0	0	0	0	9	11.8
16:15	5	0	4	3	0	0	0	0	1	13	13.7	2	0	1	3	0	0	0	0	0	6	7.5
16:30	19	0	3	1	0	0	0	0	0	23	23.5	2	0	2	2	1	0	0	0	0	7	9.3
16:45	7	0	5	6	0	0	0	0	0	18	21	3	0	0	2	1	0	0	0	0	6	8.3
H/Total	43	0	14	10	1	0	0	0	1	69	74.5	11	0	4	10	3	0	0	0	0	28	36.9
17:00	14	0	0	1	1	0	0	0	1	17	18	2	0	0	2	1	0	0	0	0	5	7.3
17:15	19	0	1	0	0	0	0	0	0	20	20	6	0	5	1	2	0	0	0	0	14	17.1
17:30	16	0	4	1	1	0	0	0	0	22	23.8	4	0	0	1	0	0	0	0	0	5	5.5
17:45	13	0	1	0	3	0	0	0	1	18	21.1	8	0	2	3	0	0	0	0	0	13	14.5
H/Total	62	0	6	2	5	0	0	0	2	77	82.9	20	0	7	7	3	0	0	0	0	37	44.4
18:00	10	0	2	0	0	0	0	0	1	13	12.2	1	0	2	2	2	0	0	0	0	7	10.6
18:15	9	0	0	2	0	0	0	0	0	11	12	8	0	1	0	2	0	0	0	0	11	13.6
18:30	13	0	1	0	3	0	0	0	1	18	21.1	8	0	1	1	1	0	0	0	0	11	12.8
18:45	16	0	2	0	1	0	0	1	0	20	20.7	10	0	3	1	0	0	0	0	0	14	14.5
H/Total	48	0	5	2	4	0	0	1	2	62	66	27	0	7	4	5	0	0	0	0	43	51.5
Total	153	0	25	14	10	0	0	1	5	208	223.4	58	0	18	21	11	0	0	0	0	108	132.8

Project Number: **TSP12633**
 Project Name: **Hayes, Hillingdon**
 Survey Type: **Manual Classified Traffic Count**
 Site No: **1**
 Location: **A437/ Dawley Road/ Blyth Road/ Kestrel Way/ Betam Road**
 Date: **19 April 2016, Tuesday**



Time	From E										To E											
	CAR	TAXI	LGV	OGV 1	OGV 2	BUS	COACH	MCY	PCY	TOTAL	TOTAL (PCU)	CAR	TAXI	LGV	OGV 1	OGV 2	BUS	COACH	MCY	PCY	TOTAL	TOTAL (PCU)
07:00	1	0	2	1	0	0	0	0	0	4	4.5	24	0	9	1	0	0	0	0	0	34	34.5
07:15	1	0	9	0	0	0	0	0	0	10	10	18	0	5	1	2	0	0	1	1	28	29.7
07:30	1	0	5	0	2	0	0	0	0	8	10.6	9	0	7	0	0	0	0	1	0	17	16.4
07:45	2	0	4	2	0	0	0	0	0	8	9	11	0	5	1	0	0	0	0	0	17	17.5
H/Total	5	0	20	3	2	0	0	0	0	30	34.1	62	0	26	3	2	0	0	2	1	96	98.1
08:00	2	0	7	0	0	0	0	0	0	9	9	8	0	12	0	0	0	0	0	1	21	20.2
08:15	7	0	8	1	0	0	0	0	0	16	16.5	8	0	2	0	1	0	0	0	0	11	12.3
08:30	2	0	6	1	1	0	0	0	0	10	11.8	16	0	4	0	1	0	0	0	0	21	22.3
08:45	7	0	5	0	1	0	0	0	0	13	14.3	17	0	6	0	0	0	0	0	0	23	23
H/Total	18	0	26	2	2	0	0	0	0	48	51.6	49	0	24	0	2	0	0	0	1	76	77.8
09:00	2	0	6	1	0	0	0	0	0	9	9.5	13	0	3	0	0	0	0	0	0	16	16
09:15	6	0	3	0	0	0	0	0	0	9	9	13	0	7	1	0	0	0	0	0	21	21.5
09:30	9	0	6	0	0	0	0	1	0	16	15.4	14	0	6	0	1	0	0	1	0	22	22.7
09:45	7	0	7	1	0	0	0	0	0	15	15.5	10	0	7	1	0	0	0	0	0	18	18.5
H/Total	24	0	22	2	0	0	0	1	0	49	49.4	50	0	23	2	1	0	0	1	0	77	78.7
Total	47	0	68	7	4	0	0	1	0	127	135.1	161	0	73	5	5	0	0	3	2	249	254.6

Time	From E										To E											
	CAR	TAXI	LGV	OGV 1	OGV 2	BUS	COACH	MCY	PCY	TOTAL	TOTAL (PCU)	CAR	TAXI	LGV	OGV 1	OGV 2	BUS	COACH	MCY	PCY	TOTAL	TOTAL (PCU)
16:00	9	0	3	1	0	0	0	2	1	16	14.5	4	0	5	2	0	0	0	0	0	11	12
16:15	12	0	4	1	0	0	0	0	1	18	17.7	9	0	5	1	0	0	0	0	0	15	15.5
16:30	14	0	3	1	0	0	0	1	1	20	19.1	10	0	6	2	0	0	0	0	0	18	19
16:45	13	0	9	0	0	0	0	0	1	23	22.2	10	0	7	0	0	0	0	0	0	17	17
H/Total	48	0	19	3	0	0	0	3	4	77	73.5	33	0	23	5	0	0	0	0	0	61	63.5
17:00	18	0	7	0	0	0	0	1	1	27	25.6	8	0	3	0	1	0	0	1	0	13	13.7
17:15	21	0	4	0	0	0	0	1	0	26	25.4	10	0	1	1	0	0	0	0	0	12	12.5
17:30	28	0	4	1	0	0	0	1	0	34	33.9	4	0	3	0	1	0	0	1	0	9	9.7
17:45	21	0	4	0	0	0	0	0	0	25	25	10	0	1	0	0	0	0	0	0	11	11
H/Total	88	0	19	1	0	0	0	3	1	112	109.9	32	0	8	1	2	0	0	2	0	45	46.9
18:00	19	0	3	0	1	0	0	1	0	24	24.7	2	0	3	0	0	0	0	0	0	5	5
18:15	13	0	0	0	0	0	0	1	0	14	13.4	5	0	3	0	0	0	0	0	0	8	8
18:30	6	0	4	0	0	0	0	0	0	10	10	3	0	2	0	0	0	0	0	0	5	5
18:45	7	0	2	0	0	0	0	0	0	9	9	1	0	3	0	0	0	0	0	0	4	4
H/Total	45	0	9	0	1	0	0	2	0	57	57.1	11	0	11	0	0	0	0	0	0	22	22
Total	181	0	47	4	1	0	0	8	5	246	240.5	76	0	42	6	2	0	0	2	0	128	132.4

Project Number: **TSP12633**
 Project Name: **Hayes, Hillingdon**
 Survey Type: **Manual Classified Traffic Count**
 Site No: **1**
 Location: **A437/ Dawley Road/ Blyth Road/ Kestrel Way/ Betam Road**
 Date: **19 April 2016, Tuesday**



Time	Whole Junction									TOTAL	TOTAL (PCU)
	CAR	TAXI	LGV	OGV 1	OGV 2	BUS	COACH	MCY	PCY		
07:00	347	0	90	12	4	7	0	5	2	467	480.6
07:15	436	1	97	12	6	7	1	5	5	570	584.8
07:30	419	1	106	16	7	3	0	4	5	561	574.7
07:45	438	1	88	17	4	2	1	4	1	556	569.5
H/Total	1640	3	381	57	21	19	2	18	13	2154	2209.6
08:00	508	1	106	16	11	5	1	2	5	655	678.1
08:15	533	0	91	11	13	2	0	4	3	657	676.6
08:30	525	2	75	15	10	4	1	3	11	646	660.9
08:45	453	2	86	21	10	3	0	0	8	583	603.1
H/Total	2019	5	358	63	44	14	2	9	27	2541	2618.7
09:00	399	0	71	19	11	3	1	3	6	513	534.2
09:15	289	0	71	18	17	5	0	2	1	403	437.1
09:30	308	2	90	16	7	4	0	3	3	433	449.9
09:45	294	0	85	16	10	2	0	2	2	411	431.2
H/Total	1290	2	317	69	45	14	1	10	12	1760	1852.4
Total	4949	10	1056	189	110	47	5	37	52	6455	6680.7

Peak Hours	Totals
07:00 08:00	2154
07:15 08:15	2342
07:30 08:30	2429
07:45 08:45	2514

08:00 09:00	2541
08:15 09:15	2399
08:30 09:30	2145
08:45 09:45	1932

09:00 10:00	1760
-------------	------

Time	Whole Junction									TOTAL	TOTAL (PCU)
	CAR	TAXI	LGV	OGV 1	OGV 2	BUS	COACH	MCY	PCY		
16:00	444	1	93	19	6	3	0	9	4	579	590.7
16:15	403	1	91	28	0	4	0	4	6	537	547.8
16:30	477	0	69	15	5	3	1	6	5	581	591.4
16:45	436	1	92	16	5	2	0	6	5	563	571.9
H/Total	1760	3	345	78	16	12	1	25	20	2260	2301.8
17:00	512	0	79	10	5	4	0	12	8	630	631.9
17:15	516	0	87	6	4	2	1	3	4	623	629.2
17:30	512	0	66	5	6	3	0	9	7	608	610.3
17:45	518	1	65	4	3	3	0	13	8	615	609.7
H/Total	2058	1	297	25	18	12	1	37	27	2476	2481.1
18:00	468	1	52	3	5	3	0	8	7	547	547.6
18:15	456	1	58	4	4	4	0	8	3	538	542
18:30	449	0	60	4	5	4	0	4	7	533	537.5
18:45	456	0	52	2	2	3	0	6	3	524	524.6
H/Total	1829	2	222	13	16	14	0	26	20	2142	2151.7
Total	5647	6	864	116	50	38	2	88	67	6878	6934.6

Peak Hours	Totals
16:00 17:00	2260
16:15 17:15	2311
16:30 17:30	2397
16:45 17:45	2424

17:00 18:00	2476
17:15 18:15	2393
17:30 18:30	2308
17:45 18:45	2233

18:00 10:00	2142
-------------	------



Client: Odyssey Markides

Project Number: TSP12633

Project Name: Hayes, Hillingdon

Survey Type: Manual Classified Traffic Count


Survey Date: 19 April 2016

Survey Time: 07:00 - 10:00 and 16:00 - 19:00

Weather: Dry

Comments:

Project Number: TSP12633
Project Name: Hayes, Hillingdon
Survey Type: Manual Classified Traffic Count
Site No: 2
Location: Dawley Road/ N Hyde Road/ Bourne Ave



Project Number: **TSP12633**
 Project Name: **Hayes, Hillingdon**
 Survey Type: **Manual Classified Traffic Count**
 Site No: **2**
 Location: **Dawley Road/ N Hyde Road/ Bourne Ave**
 Date: **19 April 2016, Tuesday**



Time	A - A										A - B										
	CAR	TAXI	LGV	OGV 1	OGV 2	BUS	COACH	MCY	PCY	TOTAL	TOTAL (PCU)	CAR	TAXI	LGV	OGV 1	OGV 2	BUS	COACH	MCY	PCY	TOTAL
07:00	2		2						4	4	26		13	3		5		1		48	53.9
07:15	3		1						4	4	34		15			4				54	57.2
07:30	3		2						5	5	40		17	1	2	3		1	1	64	69.5
07:45									0	0	39		16	1		1		2		59	59.3
H/Total	8	0	5	0	0	0	0	0	13	13	139	0	61	5	2	13	0	4	1	225	239.9
08:00	2								2	2	34	1	10	3	2	2		1		53	58.5
08:15	1		1	1					3	3.5	38		10	2	3			1	1	55	58.5
08:30	1		1	1	1				4	5.8	31		12	4	2	2		1	1	53	58.2
08:45				1					1	1.5	44		15	1	1	1			1	63	65
H/Total	4	0	2	3	1	0	0	0	10	12.8	147	1	47	10	8	5	0	3	3	224	240.2
09:00	2		2	1					5	5.5	40		7	3	4	1		1	1	57	63.3
09:15	1								1	1	17		8	3	2	2				33	38.5
09:30	3		1						4	4	32		11	3	2	2				50	56.1
09:45	2		1						3	3	38		10	3	1	1				53	56.8
H/Total	8	0	4	1	0	0	0	0	13	13.5	127	0	36	12	9	6	0	2	1	193	214.7
Total	20	0	11	4	1	0	0	0	36	39.3	413	1	144	27	19	24	0	9	5	642	694.8

Time	A - A										A - B										
	CAR	TAXI	LGV	OGV 1	OGV 2	BUS	COACH	MCY	PCY	TOTAL	TOTAL (PCU)	CAR	TAXI	LGV	OGV 1	OGV 2	BUS	COACH	MCY	PCY	TOTAL
16:00	3		1						4	4	43		7	2	1	2				55	59.3
16:15	3								3	3	39		18	6		2		2		67	70.8
16:30	2								2	2	36		2	1	2	2		2	2	47	49.3
16:45	3								3	3	39		7	2	1			1	2	52	52.1
H/Total	11	0	1	0	0	0	0	0	12	12	157	0	34	11	4	6	0	5	4	221	231.5
17:00	4								4	4	45		10	3	1		1	2	1	63	64.8
17:15	2								2	2	54		9			1		1		65	65.4
17:30	1		1						2	2	37		7	1	4	1		1	2	53	57.5
17:45	2								2	2	31		4			2		2		39	39.8
H/Total	9	0	1	0	0	0	0	0	10	10	167	0	30	4	5	4	1	6	3	220	227.5
18:00	1							1	2	1.4	40		7		1	1		2	51	51.7	
18:15	1								1	1	29		6			2		1	1	39	39.6
18:30	1								1	1	43		9	1	2	1			1	57	60.3
18:45	2								2	2	49		12	1	2	2			1	67	71.3
H/Total	5	0	0	0	0	0	0	1	6	5.4	161	0	34	2	5	6	0	1	5	214	222.9
Total	25	0	2	0	0	0	0	1	28	27.4	485	0	98	17	14	16	1	12	12	655	681.9

Project Number: **TSP12633**
 Project Name: **Hayes, Hillingdon**
 Survey Type: **Manual Classified Traffic Count**
 Site No: **2**
 Location: **Dawley Road/ N Hyde Road/ Bourne Ave**
 Date: **19 April 2016, Tuesday**



Time	A - C										A - D											
	CAR	TAXI	LGV	OGV 1	OGV 2	BUS	COACH	MCY	PCY	TOTAL	TOTAL (PCU)	CAR	TAXI	LGV	OGV 1	OGV 2	BUS	COACH	MCY	PCY	TOTAL	TOTAL (PCU)
07:00	18		2							20	20	103		23	4	1			2	1	134	135.3
07:15	27			1						29	30.5	115	1	24	3	2			1		146	149.5
07:30	14		2				1			16	16	118	1	29	2	2					152	155.6
07:45	37	1	3	1				1		43	42.9	117		34	7						158	161.5
H/Total	96	1	7	2	0	0	1	1	0	108	109.4	453	2	110	16	5	0	0	3	1	590	601.9
08:00	41		2							43	43	111		27	3	3					144	149.4
08:15	50		5							55	55	116		29	5	4				1	155	161.9
08:30	36		2							38	38	131		17	6	1			1	1	157	159.9
08:45	32		1	1						34	34.5	108	1	18	4	2					133	137.6
H/Total	159	0	10	1	0	0	0	0	0	170	170.5	466	1	91	18	10	0	0	1	2	589	608.8
09:00	22							1		23	22.4	90		16	10	3		1			120	129.9
09:15	9		2							11	11	74		17	3	3					97	102.4
09:30	6									6	6	69		19	5	2			1		96	100.5
09:45	6									6	6	63		13	4	2					82	86.6
H/Total	43	0	2	0	0	0	0	1	0	46	45.4	296	0	65	22	10	0	1	1	0	395	419.4
Total	298	1	19	3	0	0	1	2	0	324	325.3	1215	3	266	56	25	0	1	5	3	1574	1630.1

Time	A - C										A - D											
	CAR	TAXI	LGV	OGV 1	OGV 2	BUS	COACH	MCY	PCY	TOTAL	TOTAL (PCU)	CAR	TAXI	LGV	OGV 1	OGV 2	BUS	COACH	MCY	PCY	TOTAL	TOTAL (PCU)
16:00	18		1						1	20	19.2	106	1	21					2		134	138
16:15	23		1	2				1		27	27.4	107	1	20	6	1					135	139.3
16:30	21		1							22	22	122		21	3						146	147.5
16:45	11		1							12	12	116		21	7		1		2		147	150.3
H/Total	73	0	4	2	0	0	0	1	1	81	80.6	451	2	83	16	5	1	0	4	0	562	575.1
17:00	24		2							26	26	143		26	1				2	1	173	171.5
17:15	9		3							12	12	149		22	1				1	1	174	173.1
17:30	11		3							14	14	132		14	1	1			1		149	150.2
17:45	19		4					1		24	23.4	124		15		2				1	142	143.8
H/Total	63	0	12	0	0	0	0	1	0	76	75.4	548	0	77	3	3	0	0	4	3	638	638.6
18:00	20		3							23	23	110		10		1				2	123	122.7
18:15	14		2							16	16	92		5		2			1		100	102
18:30	11									11	11	109		14	1					2	126	124.9
18:45	13		1							14	14	99		9	1	1			2		112	112.6
H/Total	58	0	6	0	0	0	0	0	0	64	64	410	0	38	2	4	0	0	3	4	461	462.2
Total	194	0	22	2	0	0	0	2	1	221	220	1409	2	198	21	12	1	0	11	7	1661	1675.9

Project Number: **TSP12633**
 Project Name: **Hayes, Hillingdon**
 Survey Type: **Manual Classified Traffic Count**
 Site No: **2**
 Location: **Dawley Road/ N Hyde Road/ Bourne Ave**
 Date: **19 April 2016, Tuesday**



Time	A - E										B - A											
	CAR	TAXI	LGV	OGV 1	OGV 2	BUS	COACH	MCY	PCY	TOTAL	TOTAL (PCU)	CAR	TAXI	LGV	OGV 1	OGV 2	BUS	COACH	MCY	PCY	TOTAL	TOTAL (PCU)
07:00	8		1	1						10	10.5	45		6	1	1		1		54	55.7	
07:15	18		1	1						20	20.5	40		9	5	1	3			58	64.8	
07:30	20		6							26	26	38		6	8	1	1		2	57	61.3	
07:45	26		3							29	29	53		8		1			1	63	63.2	
H/Total	72	0	11	2	0	0	0	0	0	85	86	176	0	29	13	3	6	0	3	2	232	245
08:00	28		2				1			31	32	43		10	1	3	1			59	63.6	
08:15	21									21	21	49		8	2	3	2			65	71.1	
08:30	30		2							32	32	53		16	4	2	1		2	4	82	83.2
08:45	26		1							27	27	50		8	4	2	1			2	67	71
H/Total	105	0	5	0	0	0	1	0	0	111	112	195	0	42	11	10	5	0	2	8	273	288.9
09:00	25			1				1		27	26.9	43		14			2			59	61	
09:15	18		1						1	20	21	31		14	6	3	1			55	62.9	
09:30	16		2							18	18	41		14	2	3	1			61	66.9	
09:45	12		1							13	13	33		14	5	2	1		1	56	61.5	
H/Total	71	0	4	1	0	1	0	1	0	78	78.9	148	0	56	13	8	5	0	1	0	231	252.3
Total	248	0	20	3	0	1	1	1	0	274	276.9	519	0	127	37	21	16	0	6	10	736	786.2

Time	A - E										B - A											
	CAR	TAXI	LGV	OGV 1	OGV 2	BUS	COACH	MCY	PCY	TOTAL	TOTAL (PCU)	CAR	TAXI	LGV	OGV 1	OGV 2	BUS	COACH	MCY	PCY	TOTAL	TOTAL (PCU)
16:00	27		4							31	31	44		14	5				2	66	68.3	
16:15	18		2	1						21	21.5	41		10	2		1		1	55	56.4	
16:30	2		2					1		29	28.4	48		10	2	2	1			63	67.6	
16:45	22		8					1		31	30.4	50		14	2		1		1	68	69.4	
H/Total	93	0	16	1	0	0	0	2	0	112	111.3	183	0	48	11	2	4	0	4	0	252	261.7
17:00	31		1	1				1		34	33.9	34		9		3	2			48	53.9	
17:15	25		4							29	29	48		19	1		1	1		71	72.9	
17:30	30		7					2	1	40	38	62		7			1		3	73	72.2	
17:45	25							2		27	25.8	68	1	8	1		1		2	81	81.3	
H/Total	111	0	12	1	0	0	0	5	1	130	126.7	212	1	43	2	3	5	1	6	0	273	280.3
18:00	28		2					1		31	30.4	56		7	1		1		3	68	67.7	
18:15	27		4							31	31	65		10	1		2		2	81	83.6	
18:30	22		1							23	23	54		7			1		2	64	63.8	
18:45	31		4					1	1	37	35.6	50		6			2		1	60	60.6	
H/Total	108	0	11	0	0	0	0	2	1	122	120	225	0	30	2	1	6	0	8	1	273	275.7
Total	312	0	39	2	0	0	0	9	2	364	358	620	1	121	15	6	15	1	18	1	798	817.7

Project Number: **TSP12633**
 Project Name: **Hayes, Hillingdon**
 Survey Type: **Manual Classified Traffic Count**
 Site No: **2**
 Location: **Dawley Road/ N Hyde Road/ Bourne Ave**
 Date: **19 April 2016, Tuesday**



Time	B - B										B - C											
	CAR	TAXI	LGV	OGV 1	OGV 2	BUS	COACH	MCY	PCY	TOTAL	TOTAL (PCU)	CAR	TAXI	LGV	OGV 1	OGV 2	BUS	COACH	MCY	PCY	TOTAL	TOTAL (PCU)
07:00									0	0										0	0	
07:15									0	0											0	0
07:30									0	0											0	0
07:45						1			1	2											0	0
H/Total	0	0	0	0	0	1	0	0	0	1	2	0	0	0	0	0	0	0	0	0	0	0
08:00									0	0											2	2
08:15									0	0			1								0	0
08:30									0	0											0	0
08:45									0	0		1			1						2	3.3
H/Total	0	0	0	0	0	0	0	0	0	0	0	2	0	1	0	1	0	0	0	0	4	5.3
09:00									0	0		1									1	1
09:15									0	0		1		1							2	2
09:30									0	0		1									1	1
09:45									0	0		0									0	0
H/Total	0	0	0	0	0	0	0	0	0	0	0	3	0	1	0	0	0	0	0	0	4	4
Total	0	0	0	0	0	1	0	0	0	1	2	5	0	2	0	1	0	0	0	0	8	9.3

Time	B - B										B - C											
	CAR	TAXI	LGV	OGV 1	OGV 2	BUS	COACH	MCY	PCY	TOTAL	TOTAL (PCU)	CAR	TAXI	LGV	OGV 1	OGV 2	BUS	COACH	MCY	PCY	TOTAL	TOTAL (PCU)
16:00									1	1					1						1	1.5
16:15	1								0	0											0	0
16:30									0	0				1							1	1.5
16:45									0	0											0	0
H/Total	1	0	0	0	0	0	0	0	0	1	1	0	0	0	2	0	0	0	0	0	2	3
17:00									0	0		2									2	2
17:15									0	0		1									1	1
17:30									0	0		2									2	2
17:45									0	0		1					1				2	3
H/Total	0	0	0	0	0	0	0	0	0	0	0	6	0	0	0	0	1	0	0	0	7	8
18:00									0	0											0	0
18:15									0	0											0	0
18:30									0	0											0	0
18:45									0	0											0	0
H/Total	0	0	0	0	0	0	0	0	0	0	0	0	0	0	0	0	0	0	0	0	0	0
Total	1	0	0	0	0	0	0	0	0	1	1	6	0	0	2	0	0	1	0	0	9	11

Project Number: **TSP12633**
 Project Name: **Hayes, Hillingdon**
 Survey Type: **Manual Classified Traffic Count**
 Site No: **2**
 Location: **Dawley Road/ N Hyde Road/ Bourne Ave**
 Date: **19 April 2016, Tuesday**



Time	B - D										B - E											
	CAR	TAXI	LGV	OGV 1	OGV 2	BUS	COACH	MCY	PCY	TOTAL	TOTAL (PCU)	CAR	TAXI	LGV	OGV 1	OGV 2	BUS	COACH	MCY	PCY	TOTAL	TOTAL (PCU)
07:00	6		2		1					9	10.3	2		1							3	3
07:15	13		2		1					16	17.3	4		1							5	5
07:30	15		6							21	21	3		2							5	5
07:45	18		6		1					25	26.3	8		1							9	9
H/Total	52	0	16	0	3	0	0	0	0	71	74.9	17	0	5	0	0	0	0	0	0	22	22
08:00	9		4		1				1	15	15.5	11		2							13	13
08:15	12		4							16	16	3	1	1				1			6	7
08:30	17		2	1	1				1	22	23	7		2					1		10	9.4
08:45	19	1	6		1					27	28.3	7									7	7
H/Total	57	1	16	1	3	0	0	0	2	80	82.8	28	1	5	0	0	0	1	1	0	36	36.4
09:00	6		1							7	7	12		1			1				14	15
09:15	10	1	2							13	13	7		4	1						12	12.5
09:30	10		6							16	16	12		2							14	14
09:45	6		4	1						11	11.5	7		3							10	10
H/Total	32	1	13	1	0	0	0	0	0	47	47.5	38	0	10	1	0	1	0	0	0	50	51.5
Total	141	2	45	2	6	0	0	0	2	198	205.2	83	1	20	1	0	1	1	1	0	108	109.9

Time	B - D										B - E											
	CAR	TAXI	LGV	OGV 1	OGV 2	BUS	COACH	MCY	PCY	TOTAL	TOTAL (PCU)	CAR	TAXI	LGV	OGV 1	OGV 2	BUS	COACH	MCY	PCY	TOTAL	TOTAL (PCU)
16:00	14		4							18	18	12		2							15	14.2
16:15	17		3		1					21	22.3	12		4	1				1	1	18	17.9
16:30	22		2							24	24	11		2							13	13
16:45	16		1							17	17	13		2							15	15
H/Total	69	0	10	0	1	0	0	0	0	80	81.3	48	0	10	1	0	0	0	1	1	61	60.1
17:00	12		4						1	17	16.4	10		2						1	13	12.2
17:15	20		1	1						22	22.5	21		1							22	22
17:30	20		3							23	23	19		2						2	23	21.8
17:45	20		6							26	26	18		3						1	22	21.4
H/Total	72	0	14	1	0	0	0	1	0	88	87.9	68	0	8	0	0	0	0	3	1	80	77.4
18:00	15	1	2							18	18	13		4							17	17
18:15	17		1							18	18	19									21	20.9
18:30	18		1							19	19	18		1	1				1		19	19
18:45	19		5		1				3	28	27.5	20		2						1	23	22.4
H/Total	69	1	9	0	1	0	0	3	0	83	82.5	70	0	7	1	0	0	0	2	0	80	79.3
Total	210	1	33	1	2	0	0	4	0	251	251.7	186	0	25	2	0	0	0	6	2	221	216.8

Project Number: **TSP12633**
 Project Name: **Hayes, Hillingdon**
 Survey Type: **Manual Classified Traffic Count**
 Site No: **2**
 Location: **Dawley Road/ N Hyde Road/ Bourne Ave**
 Date: **19 April 2016, Tuesday**



Time	C - A										C - B											
	CAR	TAXI	LGV	OGV 1	OGV 2	BUS	COACH	MCY	PCY	TOTAL	TOTAL (PCU)	CAR	TAXI	LGV	OGV 1	OGV 2	BUS	COACH	MCY	PCY	TOTAL	TOTAL (PCU)
07:00	8		1							9	9										0	0
07:15	3									3	3				1						1	2.3
07:30	4		2							6	6										0	0
07:45	20									20	20										0	0
H/Total	35	0	3	0	0	0	0	0	0	38	38	0	0	0	1	0	0	0	0	0	1	2.3
08:00	12		1	1						14	14.5										0	0
08:15	11		2							13	13			1							1	1
08:30	10		1							11	11										0	0
08:45	7			1						8	8.5										0	0
H/Total	40	0	4	2	0	0	0	0	0	46	47	0	0	1	0	0	0	0	0	0	1	1
09:00	11									11	11										0	0
09:15	10									10	10										0	0
09:30	8									8	8	1		1							2	2
09:45	9		2							11	11										0	0
H/Total	38	0	2	0	0	0	0	0	0	40	40	1	0	1	0	0	0	0	0	0	2	2
Total	113	0	9	2	0	0	0	0	0	124	125	1	0	2	0	1	0	0	0	0	4	5.3

Time	C - A										C - B											
	CAR	TAXI	LGV	OGV 1	OGV 2	BUS	COACH	MCY	PCY	TOTAL	TOTAL (PCU)	CAR	TAXI	LGV	OGV 1	OGV 2	BUS	COACH	MCY	PCY	TOTAL	TOTAL (PCU)
16:00	23		2					1	1	27	25.6				1						1	1.5
16:15	22		1				1			23	23										0	0
16:30	25		2	2	1					31	34.3										0	0
16:45	13									13	13										0	0
H/Total	83	0	5	2	1	0	1	1	1	94	95.9	0	0	0	1	0	0	0	0	0	1	1.5
17:00	35		1					1		37	36.4	1									1	1
17:15	25		3							28	28										0	0
17:30	28		1							29	29								1		1	0.4
17:45	31		2					1	1	35	33.6				1						1	1.5
H/Total	119	0	7	0	0	0	0	2	1	129	127	1	0	0	1	0	0	0	1	0	3	2.9
18:00	32		2						1	35	34.2	1									1	1
18:15	26	1								27	27										0	0
18:30	17		4					1	1	23	21.6										0	0
18:45	18							1		19	18.4										0	0
H/Total	93	1	6	0	0	0	0	2	2	104	101.2	1	0	0	0	0	0	0	0	0	1	1
Total	295	1	18	2	1	0	1	5	4	327	324.1	2	0	0	2	0	0	0	1	0	5	5.4

Project Number: **TSP12633**
 Project Name: **Hayes, Hillingdon**
 Survey Type: **Manual Classified Traffic Count**
 Site No: **2**
 Location: **Dawley Road/ N Hyde Road/ Bourne Ave**
 Date: **19 April 2016, Tuesday**



Time	C - C										C - D											
	CAR	TAXI	LGV	OGV 1	OGV 2	BUS	COACH	MCY	PCY	TOTAL	TOTAL (PCU)	CAR	TAXI	LGV	OGV 1	OGV 2	BUS	COACH	MCY	PCY	TOTAL	TOTAL (PCU)
07:00										0	0	4		1	1	1					7	8.8
07:15										0	0	2			1						3	3.5
07:30										0	0	4									4	4
07:45										0	0	1		1							2	2
H/Total	0	0	0	0	0	0	0	0	0	0	0	11	0	2	2	1	0	0	0	0	16	18.3
08:00										0	0	1		1							2	2
08:15			1							1	1	3									3	3
08:30										0	0	5					1				6	7
08:45										0	0	4		2							7	8.3
H/Total	0	0	1	0	0	0	0	0	0	1	1	13	0	3	0	1	0	1	0	0	18	20.3
09:00										0	0	5									5	5
09:15										0	0	6		2	2						10	11
09:30										0	0	3									3	3
09:45										0	0	2		1		1					4	5.3
H/Total	0	0	0	0	0	0	0	0	0	0	0	16	0	3	2	1	0	0	0	0	22	24.3
Total	0	0	1	0	0	0	0	0	0	1	1	40	0	8	4	3	0	1	0	0	56	62.9

Time	C - C										C - D											
	CAR	TAXI	LGV	OGV 1	OGV 2	BUS	COACH	MCY	PCY	TOTAL	TOTAL (PCU)	CAR	TAXI	LGV	OGV 1	OGV 2	BUS	COACH	MCY	PCY	TOTAL	TOTAL (PCU)
16:00										0	0	30		2	1						33	33.5
16:15										0	0	9		1					1		11	10.4
16:30										0	0	25		1					1		27	26.4
16:45										0	0	12		2							14	14
H/Total	0	0	0	0	0	0	0	0	0	0	0	76	0	6	1	0	0	0	2	0	85	84.3
17:00										0	0	36									36	36
17:15										0	0	17			1						18	19.3
17:30										0	0	53		1						2	56	54.8
17:45										0	0	39									39	39
H/Total	0	0	0	0	0	0	0	0	0	0	0	145	0	1	0	1	0	0	2	0	149	149.1
18:00										0	0	20	1	3							24	24
18:15										0	0	18		1							20	19.4
18:30										0	0	14			1				1		15	16.3
18:45										0	0	23	1								24	24
H/Total	0	0	0	0	0	0	0	0	0	0	0	75	2	4	0	1	0	0	1	0	83	83.7
Total	0	0	0	0	0	0	0	0	0	0	0	296	2	11	1	2	0	0	5	0	317	317.1

Project Number: **TSP12633**
 Project Name: **Hayes, Hillingdon**
 Survey Type: **Manual Classified Traffic Count**
 Site No: **2**
 Location: **Dawley Road/ N Hyde Road/ Bourne Ave**
 Date: **19 April 2016, Tuesday**



Time	C - E										D - A												
	CAR	TAXI	LGV	OGV 1	OGV 2	BUS	COACH	MCY	PCY	TOTAL	TOTAL (PCU)	CAR	TAXI	LGV	OGV 1	OGV 2	BUS	COACH	MCY	PCY	TOTAL	TOTAL (PCU)	
07:00										0	0	65		26	2	1						94	96.3
07:15	1									1	1	94		17	1	2				2	2	118	118.3
07:30	2									2	2	87		22	3	2				1		115	118.5
07:45	1		1							2	2	72		14	6	2						94	99.6
H/Total	4	0	1	0	0	0	0	0	0	5	5	318	0	79	12	7	0	0	3	2		421	432.7
08:00		1								1	1	124		24	2	2				1	1	154	156.2
08:15	2									2	2	117		12		1				1	1	131	131.7
08:30	2									2	2	119	1	8	2	3				1		134	138.3
08:45	2									2	2	88	1	18	2	2	1					112	116.6
H/Total	6	1	0	0	0	0	0	0	0	7	7	448	2	62	6	8	1	0	3	1		531	542.8
09:00	4									4	4	98		20	3	4						125	131.7
09:15	2		1							3	3	73		12	1	5						91	98
09:30	4		1							5	5	63	1	11	3	2						80	84.1
09:45	2									2	2	66		20	1	3						90	94.4
H/Total	12	0	2	0	0	0	0	0	0	14	14	300	1	63	8	14	0	0	0	0		386	408.2
Total	22	1	3	0	0	0	0	0	0	26	26	1066	3	204	26	29	1	0	6	3		1338	1383.7

Time	C - E										D - A												
	CAR	TAXI	LGV	OGV 1	OGV 2	BUS	COACH	MCY	PCY	TOTAL	TOTAL (PCU)	CAR	TAXI	LGV	OGV 1	OGV 2	BUS	COACH	MCY	PCY	TOTAL	TOTAL (PCU)	
16:00	5									5	5	96		16	8							122	127.3
16:15	3									3	3	86	1	25	8	1				1		120	123.4
16:30	4		1							5	5	100		17	7							124	127.5
16:45	5		1							6	6	93	1	14	4	3				1		116	121.3
H/Total	17	0	2	0	0	0	0	0	0	19	19	375	2	72	27	4	0	0	2	0		482	499.5
17:00	6									6	6	96		14	5	2				2	1	120	123.1
17:15	4									4	4	117		16	3	3				1		140	144.8
17:30	2									2	2	97		16	3	2				1	1	120	122.7
17:45	3									3	3	110		16	2					3	1	132	130.4
H/Total	15	0	0	0	0	0	0	0	0	15	15	420	0	62	13	7	0	0	7	3		512	521
18:00	7								1	8	7.2	104		15	2	3	1			1		126	131.3
18:15	8		2							10	10	119		19	1	1				2		142	142.6
18:30	9									9	9	108		19	1	2				1	1	132	133.7
18:45	4									4	4	118		13	2					1		134	134.4
H/Total	28	0	2	0	0	0	0	0	1	31	30.2	449	0	66	6	6	1	0	5	1		534	542
Total	60	0	4	0	0	0	0	0	1	65	64.2	1244	2	200	46	17	1	0	14	4		1528	1562.5

Project Number: **TSP12633**
 Project Name: **Hayes, Hillingdon**
 Survey Type: **Manual Classified Traffic Count**
 Site No: **2**
 Location: **Dawley Road/ N Hyde Road/ Bourne Ave**
 Date: **19 April 2016, Tuesday**



Time	D - B										D - C												
	CAR	TAXI	LGV	OGV 1	OGV 2	BUS	COACH	MCY	PCY	TOTAL	TOTAL (PCU)	CAR	TAXI	LGV	OGV 1	OGV 2	BUS	COACH	MCY	PCY	TOTAL	TOTAL (PCU)	
07:00	16		2					1		19	19.4	11		1	1						13	13.5	
07:15	19		3							22	22	10		1								11	11
07:30	18		2		1					21	22.3	12		2								14	14
07:45	16									16	16	16		1								17	17
H/Total	69	0	7	0	1	0	0	1	0	78	78.7	49	0	5	1	0	0	0	0	0	55	55.5	
08:00	14		4							18	18	18		1	1							20	20.5
08:15	19		2	1				1		23	22.9	17										17	17
08:30	16	1	4	1	1			1		24	25.2	15		1								16	16
08:45	15		3	1						19	19.5	13										13	13
H/Total	64	1	13	3	1	0	0	2	0	84	85.6	63	0	2	1	0	0	0	0	0	66	66.5	
09:00	11		1							12	12	7			1							8	8.5
09:15	13		3					1		17	18	8										8	8
09:30	9							1		10	11	5										5	5
09:45	6		3							9	9	3										3	3
H/Total	39	0	7	0	0	0	2	0	0	48	50	23	0	0	1	0	0	0	0	0	24	24.5	
Total	172	1	27	3	2	0	2	3	0	210	214.3	135	0	7	3	0	0	0	0	0	145	146.5	

Time	D - B										D - C												
	CAR	TAXI	LGV	OGV 1	OGV 2	BUS	COACH	MCY	PCY	TOTAL	TOTAL (PCU)	CAR	TAXI	LGV	OGV 1	OGV 2	BUS	COACH	MCY	PCY	TOTAL	TOTAL (PCU)	
16:00	12		2							15	16	4										4	4
16:15	9					1	1			10	11	2										2	2
16:30	12									12	12	4										4	4
16:45	13		1							14	14	2										2	2
H/Total	46	0	3	0	0	1	1	0	0	51	53	12	0	0	0	0	0	0	0	0	12	12	
17:00	11		1							12	12	2			1							3	4.3
17:15	13		1							14	14	3							1			4	3.4
17:30	12		1						1	14	13.2	4		2								6	6
17:45	10		2							12	12	4		1								5	5
H/Total	46	0	5	0	0	0	0	0	1	52	51.2	13	0	3	0	1	0	0	1	0	18	18.7	
18:00	10									10	10	3			1							4	5.3
18:15	9		2	1						12	12.5	1			1							2	2.5
18:30	11		3	1				1		16	15.9	1		1								2	2.5
18:45	11		3			1		3		18	17.2	3										3	3
H/Total	41	0	8	2	0	1	0	4	0	56	55.6	8	0	0	2	1	0	0	0	0	11	13.3	
Total	133	0	16	2	0	2	1	4	1	159	159.8	33	0	3	2	2	0	0	1	0	41	44	

Project Number: **TSP12633**
 Project Name: **Hayes, Hillingdon**
 Survey Type: **Manual Classified Traffic Count**
 Site No: **2**
 Location: **Dawley Road/ N Hyde Road/ Bourne Ave**
 Date: **19 April 2016, Tuesday**



Time	D - D										D - E											
	CAR	TAXI	LGV	OGV 1	OGV 2	BUS	COACH	MCY	PCY	TOTAL	TOTAL (PCU)	CAR	TAXI	LGV	OGV 1	OGV 2	BUS	COACH	MCY	PCY	TOTAL	TOTAL (PCU)
07:00										0	0	3		1	1						7	9.5
07:15	1									1	1	5									6	7
07:30										0	0	6		1					1		10	11.4
07:45	1									1	1	4		1							7	9
H/Total	2	0	0	0	0	0	0	0	0	2	2	18	0	3	1	0	7	0	1	0	30	36.9
08:00										0	0	1		3						1	7	8.2
08:15										0	0	5		1							8	10
08:30										0	0	3		1							5	6
08:45										0	0	2					3				5	8
H/Total	0	0	0	0	0	0	0	0	0	0	0	11	0	5	0	0	8	0	0	1	25	32.2
09:00			1							1	1	2					1				3	4
09:15										0	0	6					1				7	8
09:30										0	0	1		3			1				5	6
09:45										0	0	8		1			3				12	15
H/Total	0	0	1	0	0	0	0	0	0	1	1	17	0	4	0	0	6	0	0	0	27	33
Total	2	0	1	0	0	0	0	0	0	3	3	46	0	12	1	0	21	0	1	1	82	102.1

Time	D - D										D - E											
	CAR	TAXI	LGV	OGV 1	OGV 2	BUS	COACH	MCY	PCY	TOTAL	TOTAL (PCU)	CAR	TAXI	LGV	OGV 1	OGV 2	BUS	COACH	MCY	PCY	TOTAL	TOTAL (PCU)
16:00										0	0	7		3							13	16
16:15	1									1	1	2			1		2				5	7.5
16:30										0	0	10		2			2				14	16
16:45										0	0	10		1			1				12	13
H/Total	1	0	0	0	0	0	0	0	0	1	1	29	0	6	1	0	8	0	0	0	44	52.5
17:00										0	0	6					3				9	12
17:15										0	0	9					3				12	15
17:30										0	0	14		1			1				16	17
17:45										0	0	9		2			3				14	17
H/Total	0	0	0	0	0	0	0	0	0	0	0	38	0	3	0	0	10	0	0	0	51	61
18:00										0	0	9					1				10	11
18:15										0	0	11					2				14	15.4
18:30										0	0	11		3					1		14	14
18:45										0	0	5		1			4			1	11	14.4
H/Total	0	0	0	0	0	0	0	0	0	0	0	36	0	4	0	0	7	0	2	0	49	54.8
Total	1	0	0	0	0	0	0	0	0	1	1	103	0	13	1	0	25	0	2	0	144	168.3

Project Number: **TSP12633**
 Project Name: **Hayes, Hillingdon**
 Survey Type: **Manual Classified Traffic Count**
 Site No: **2**
 Location: **Dawley Road/ N Hyde Road/ Bourne Ave**
 Date: **19 April 2016, Tuesday**



Time	E - A										E - B										
	CAR	TAXI	LGV	OGV 1	OGV 2	BUS	COACH	MCY	PCY	TOTAL	TOTAL (PCU)	CAR	TAXI	LGV	OGV 1	OGV 2	BUS	COACH	MCY	PCY	TOTAL
07:00	13		1					1		15	14.4	20		2				1	1	23	22.4
07:15	28		3	1						32	32.5	16		2						19	18.2
07:30	24		4	1						29	29.5	20		4				1	1	25	24.4
07:45	24						1	1	1	27	26.6	15		3				1	1	19	18.4
H/Total	89	0	8	2	0	0	1	2	1	103	103	71	0	11	0	0	0	3	1	86	83.4
08:00	49		2	1		1				53	54.5	29		1						30	30
08:15	44		3						1	48	47.2	14		4				1		19	18.4
08:30	46	1	3				1			51	52	14		3						17	17
08:45	21		3						1	25	24.2	26		2						28	28
H/Total	160	1	11	1	0	1	1	0	2	177	177.9	83	0	10	0	0	0	1	0	94	93.4
09:00	17		2					1	1	21	19.6	12		1						13	13
09:15	12		4	2						18	19	13		3						16	16
09:30	14		3							17	17	10								10	10
09:45	15		2							17	17	14		4	1					19	19.5
H/Total	58	0	11	2	0	0	0	1	1	73	72.6	49	0	8	1	0	0	0	0	58	58.5
Total	307	1	30	5	0	1	2	3	4	353	353.5	203	0	29	1	0	0	4	1	238	235.3

Time	E - A										E - B											
	CAR	TAXI	LGV	OGV 1	OGV 2	BUS	COACH	MCY	PCY	TOTAL	TOTAL (PCU)	CAR	TAXI	LGV	OGV 1	OGV 2	BUS	COACH	MCY	PCY	TOTAL	TOTAL (PCU)
16:00	20		1							21	21	13		1						15	16	
16:15	13		1						1	15	14.2	19		1				1		21	20.4	
16:30	33		2	1						36	36.5	15		2	1		1		19	20.5		
16:45	21		8						1	30	29.2	14								14	14	
H/Total	87	0	12	1	0	0	0	0	2	102	100.9	61	0	4	1	0	2	0	1	0	69	70.9
17:00	27		3							30	30	18		4						22	22	
17:15	17		1						1	19	18.2	10		1					1	12	11.2	
17:30	30		3							33	33	19		3						21	22.5	
17:45	26		3						2	31	29.4	13		2		1		1		17	17.4	
H/Total	100	0	10	0	0	0	0	0	3	113	110.6	60	0	7	1	0	2	0	1	1	72	73.1
18:00	21		4					1		26	25.4	15						1		16	15.4	
18:15	18		4					2		24	22.8	10								10	10	
18:30	20		3							23	23	13		1						14	14	
18:45	28		2							30	30	14		1						15	15	
H/Total	87	0	13	0	0	0	0	3	0	103	101.2	52	0	2	0	0	0	0	1	0	55	54.4
Total	274	0	35	1	0	0	0	3	5	318	312.7	173	0	13	2	0	4	0	3	1	196	198.4

Project Number: **TSP12633**
 Project Name: **Hayes, Hillingdon**
 Survey Type: **Manual Classified Traffic Count**
 Site No: **2**
 Location: **Dawley Road/ N Hyde Road/ Bourne Ave**
 Date: **19 April 2016, Tuesday**



Time	E - C										E - D														
	CAR	TAXI	LGV	OGV 1	OGV 2	BUS	COACH	MCY	PCY	TOTAL	TOTAL (PCU)	CAR	TAXI	LGV	OGV 1	OGV 2	BUS	COACH	MCY	PCY	TOTAL	TOTAL (PCU)			
07:00	2		1			1				4	5	12		2						3				17	20
07:15	2									2	2	11								3				14	17
07:30	4									4	4	11		2						2				15	17
07:45	3									3	3	9	1							1				11	12
H/Total	11	0	1	0	0	1	0	0	0	13	14	43	1	4	0	0	9	0	0	0	57	66			
08:00	6		1							7	7	13		3						1				17	18
08:15	2									2	2	11							1				14	15.4	
08:30	3									3	3	7								2				9	11
08:45	4									4	4	12		2						1				15	16
H/Total	15	0	1	0	0	0	0	0	0	16	16	43	0	5	0	0	6	0	1	0	55	60.4			
09:00	1									1	1	5		1						2				8	10
09:15	1									1	1	6		1						2				9	11
09:30	1		1							1	1	4								2				6	8
09:45	5									5	5	6		1						2				9	11
H/Total	7	0	1	0	0	0	0	0	0	8	8	21	0	3	0	0	8	0	0	0	32	40			
Total	33	0	3	0	0	1	0	0	0	37	38	107	1	12	0	0	23	0	1	0	144	166.4			

Time	E - C										E - D														
	CAR	TAXI	LGV	OGV 1	OGV 2	BUS	COACH	MCY	PCY	TOTAL	TOTAL (PCU)	CAR	TAXI	LGV	OGV 1	OGV 2	BUS	COACH	MCY	PCY	TOTAL	TOTAL (PCU)			
16:00	3									3	3	4		2										6	6
16:15	5									5	5	2								3				5	8
16:30	1									1	1	8		1						1				10	11
16:45	7		1					1		9	8.4	7		2						1				10	11
H/Total	16	0	1	0	0	0	0	1	0	18	17.4	21	0	5	0	0	5	0	0	0	31	36			
17:00	5		1							6	6	10								2				12	14
17:15	1									1	1	9								2				11	13
17:30	1		1							2	2	12								2				14	16
17:45	4		1							5	5	3								1		1		5	5.4
H/Total	11	0	3	0	0	0	0	0	0	14	14	34	0	0	0	0	7	0	1	0	42	48.4			
18:00	4									4	4	16								2			1	19	20.2
18:15	3									3	3	5								1				6	7
18:30	8		1							9	9	10								2				12	14
18:45	1									1	1	4								1				5	6
H/Total	16	0	1	0	0	0	0	0	0	17	17	35	0	0	0	0	6	0	0	1	42	47.2			
Total	43	0	5	0	0	0	0	1	0	49	48.4	90	0	5	0	0	18	0	1	1	115	131.6			

Project Number: **TSP12633**
 Project Name: **Hayes, Hillingdon**
 Survey Type: **Manual Classified Traffic Count**
 Site No: **2**
 Location: **Dawley Road/ N Hyde Road/ Bourne Ave**
 Date: **19 April 2016, Tuesday**



Time	From A										To A											
	CAR	TAXI	LGV	OGV 1	OGV 2	BUS	COACH	MCY	PCY	TOTAL	TOTAL (PCU)	CAR	TAXI	LGV	OGV 1	OGV 2	BUS	COACH	MCY	PCY	TOTAL	TOTAL (PCU)
07:00	157	0	41	8	1	5	0	3	1	216	223.7	133	0	36	2	2	1	0	2	0	176	179.4
07:15	197	1	41	5	2	4	1	1	1	253	261.7	168	0	30	7	3	3	0	2	2	215	222.6
07:30	195	1	56	3	4	3	0	1	0	263	272.1	156	0	36	12	3	1	0	3	1	212	220.3
07:45	219	1	56	9	0	1	0	3	0	289	292.7	169	0	22	6	2	1	1	1	2	204	209.4
H/Total	768	3	194	25	7	13	1	8	2	1021	1050.2	626	0	124	27	10	6	1	8	5	807	831.7
08:00	216	1	41	6	5	2	1	1	0	273	284.9	230	0	37	5	5	2	0	1	2	282	290.8
08:15	226	0	45	8	7	0	0	1	2	289	299.9	222	0	26	3	4	2	0	1	2	260	266.5
08:30	229	0	34	11	4	2	0	2	2	284	293.9	229	2	29	7	6	1	1	3	4	282	290.3
08:45	210	1	35	7	3	1	0	0	1	258	265.6	166	1	29	8	4	2	0	0	3	213	221.8
H/Total	881	2	155	32	19	5	1	4	5	1104	1144.3	847	3	121	23	19	7	1	5	11	1037	1069.4
09:00	179	0	25	15	7	1	1	3	1	232	248	171	0	38	4	4	2	0	1	1	221	228.8
09:15	119	0	28	6	5	3	0	1	0	162	173.9	127	0	30	9	8	1	0	0	0	175	190.9
09:30	126	0	33	8	4	2	0	1	0	174	184.6	129	1	29	5	5	1	0	0	0	170	180
09:45	121	0	25	7	3	1	0	0	0	157	165.4	125	0	39	6	5	1	0	1	0	177	186.9
H/Total	545	0	111	36	19	7	1	5	1	725	771.9	552	1	136	24	22	5	0	2	1	743	786.6
Total	2194	5	460	93	45	25	3	17	8	2850	2966.4	2025	4	381	74	51	18	2	15	17	2587	2687.7

Time	From A										To A											
	CAR	TAXI	LGV	OGV 1	OGV 2	BUS	COACH	MCY	PCY	TOTAL	TOTAL (PCU)	CAR	TAXI	LGV	OGV 1	OGV 2	BUS	COACH	MCY	PCY	TOTAL	TOTAL (PCU)
16:00	197	1	34	2	5	2	0	2	1	244	251.5	186	1	34	13	1	1	0	3	1	240	246.2
16:15	190	1	41	15	1	2	0	3	0	253	262	165	0	37	10	0	1	0	2	1	216	220
16:30	207	0	26	4	2	2	0	3	2	246	249.2	208	0	31	12	3	1	1	0	0	256	267.9
16:45	191	0	37	9	1	1	0	4	2	245	247.8	180	1	36	6	3	1	0	2	1	230	235.9
H/Total	785	2	138	30	9	7	0	12	5	988	1010.5	739	2	138	41	7	4	1	7	3	942	970
17:00	247	0	39	5	1	0	1	5	2	300	300.2	196	0	27	5	5	2	0	3	1	239	247.4
17:15	239	0	38	1	0	1	0	2	1	282	281.5	209	0	39	4	3	1	1	2	1	260	265.9
17:30	211	0	32	2	5	1	0	4	3	258	261.7	218	0	28	3	2	1	0	4	1	257	258.9
17:45	201	0	23	0	2	2	0	5	1	234	234.8	237	1	29	3	0	1	0	6	4	281	276.7
H/Total	898	0	132	8	8	4	1	16	7	1074	1078.2	860	1	123	15	10	5	1	15	7	1037	1048.9
18:00	199	0	22	0	2	1	0	2	4	230	229.2	214	0	28	3	3	2	0	6	1	257	260
18:15	163	0	17	0	2	2	0	2	1	187	189.6	229	1	33	2	2	2	0	6	0	275	277
18:30	186	0	24	2	2	1	0	0	3	218	220.2	200	0	33	1	2	1	0	4	2	243	243.1
18:45	194	0	26	2	3	2	0	3	2	232	235.5	216	0	21	2	0	2	0	3	1	245	245.4
H/Total	742	0	89	4	9	6	0	7	10	867	874.5	859	1	115	8	7	7	0	19	4	1020	1025.5
Total	2425	2	359	42	26	17	1	35	22	2929	2963.2	2458	4	376	64	24	16	2	41	14	2999	3044.4

Project Number: **TSP12633**
 Project Name: **Hayes, Hillingdon**
 Survey Type: **Manual Classified Traffic Count**
 Site No: **2**
 Location: **Dawley Road/ N Hyde Road/ Bourne Ave**
 Date: **19 April 2016, Tuesday**



Time	From B										To B											
	CAR	TAXI	LGV	OGV 1	OGV 2	BUS	COACH	MCY	PCY	TOTAL	TOTAL (PCU)	CAR	TAXI	LGV	OGV 1	OGV 2	BUS	COACH	MCY	PCY	TOTAL	TOTAL (PCU)
07:00	53	0	9	0	2	1	0	1	0	66	69	62	0	17	3	0	5	0	3	0	90	94.7
07:15	57	0	12	5	2	3	0	0	0	79	87.1	69	0	20	0	1	4	0	0	2	96	99.7
07:30	56	0	14	8	1	1	0	2	1	83	87.3	78	0	23	1	3	3	0	2	0	110	116.2
07:45	79	0	15	0	1	2	0	0	1	98	100.5	70	0	19	1	0	2	0	3	0	95	95.7
H/Total	245	0	50	13	6	7	0	3	2	326	343.9	279	0	79	5	4	14	0	8	2	391	406.3
08:00	64	0	17	1	4	1	0	0	2	89	94.1	77	1	15	3	2	2	0	1	0	101	106.5
08:15	64	1	13	2	3	2	1	0	1	87	94.1	71	0	17	3	3	0	0	3	1	98	100.8
08:30	77	0	20	5	3	1	0	3	5	114	115.6	61	1	19	5	3	2	0	2	1	94	100.4
08:45	77	1	14	4	4	1	0	0	2	103	109.6	85	0	20	2	1	1	0	0	1	110	112.5
H/Total	282	2	64	12	14	5	1	3	10	393	413.4	294	2	71	13	9	5	0	6	3	403	420.2
09:00	62	0	16	0	0	3	0	0	0	81	84	63	0	9	3	4	1	0	1	1	82	88.3
09:15	49	1	21	7	3	1	0	0	0	82	90.4	43	0	14	3	2	2	1	1	0	66	72.5
09:30	64	0	22	2	3	1	0	0	0	92	97.9	52	0	12	3	2	2	1	0	0	72	79.1
09:45	46	0	21	6	2	1	0	1	0	77	83	58	0	17	4	1	1	0	0	0	81	85.3
H/Total	221	1	80	15	8	6	0	1	0	332	355.3	216	0	52	13	9	6	2	2	1	301	325.2
Total	748	3	194	40	28	18	1	7	12	1051	1112.6	789	2	202	31	22	25	2	16	6	1095	1151.7

Time	From B										To B											
	CAR	TAXI	LGV	OGV 1	OGV 2	BUS	COACH	MCY	PCY	TOTAL	TOTAL (PCU)	CAR	TAXI	LGV	OGV 1	OGV 2	BUS	COACH	MCY	PCY	TOTAL	TOTAL (PCU)
16:00	71	0	20	6	0	1	0	2	1	101	103	69	0	10	3	1	3	1	0	0	87	93.8
16:15	70	0	17	3	1	1	0	2	0	94	96.6	67	0	19	6	0	3	0	3	0	98	102.2
16:30	81	0	14	3	2	1	0	0	0	101	106.1	63	0	4	2	2	3	0	2	2	78	81.8
16:45	79	0	17	2	0	1	0	1	0	100	101.4	66	0	8	2	1	0	0	1	2	80	80.1
H/Total	301	0	68	14	3	4	0	5	1	396	407.1	265	0	41	13	4	9	1	6	4	343	357.9
17:00	58	0	15	0	3	2	0	1	1	80	84.5	75	0	15	3	1	0	1	2	1	98	99.8
17:15	90	0	21	2	0	1	1	1	0	116	118.4	77	0	11	0	0	1	0	1	1	91	90.6
17:30	103	0	12	0	0	1	0	5	0	121	119	68	0	8	2	4	2	0	2	3	89	93.6
17:45	107	1	17	1	0	1	1	3	0	131	131.7	54	0	8	1	0	3	0	3	0	69	70.7
H/Total	358	1	65	3	3	5	2	10	1	448	453.6	274	0	42	6	5	6	1	8	5	347	354.7
18:00	84	1	13	1	0	1	0	3	0	103	102.7	66	0	7	0	1	1	0	1	2	78	78.1
18:15	101	0	11	2	1	2	0	3	0	120	122.5	48	0	8	1	0	2	0	1	1	61	62.1
18:30	90	0	9	0	0	1	0	2	0	102	101.8	67	0	13	2	2	1	0	1	1	87	90.2
18:45	89	0	13	0	1	2	0	5	1	111	110.5	74	0	16	1	2	3	0	3	1	100	103.5
H/Total	364	1	46	3	2	6	0	13	1	436	437.5	255	0	44	4	5	7	0	6	5	326	333.9
Total	1023	2	179	20	8	15	2	28	3	1280	1298.2	794	0	127	23	14	22	2	20	14	1016	1046.5

Project Number: **TSP12633**
 Project Name: **Hayes, Hillingdon**
 Survey Type: **Manual Classified Traffic Count**
 Site No: **2**
 Location: **Dawley Road/ N Hyde Road/ Bourne Ave**
 Date: **19 April 2016, Tuesday**



Time	From C										To C											
	CAR	TAXI	LGV	OGV 1	OGV 2	BUS	COACH	MCY	PCY	TOTAL	TOTAL (PCU)	CAR	TAXI	LGV	OGV 1	OGV 2	BUS	COACH	MCY	PCY	TOTAL	TOTAL (PCU)
07:00	12	0	2	1	1	0	0	0	0	16	17.5	31	0	4	1	0	1	0	0	0	37	38.5
07:15	6	0	0	1	1	0	0	0	0	8	9.8	39	0	1	1	0	1	0	0	0	42	43.5
07:30	10	0	2	0	0	0	0	0	0	12	12	30	0	4	0	0	0	0	0	0	34	34
07:45	22	0	2	0	0	0	0	0	0	24	24	56	1	4	1	0	0	0	1	0	63	62.9
H/Total	50	0	6	2	2	0	0	0	0	60	63.6	156	1	13	3	0	1	1	1	0	176	178.9
08:00	13	1	2	1	0	0	0	0	0	17	17.5	66	0	5	1	0	0	0	0	0	72	72.5
08:15	16	0	4	0	0	0	0	0	0	20	20	69	0	6	0	0	0	0	0	0	75	75
08:30	17	0	1	0	0	0	1	0	0	19	20	54	0	3	0	0	0	0	0	0	57	57
08:45	13	0	2	1	1	0	0	0	0	17	18.8	50	0	1	1	1	0	0	0	0	53	54.8
H/Total	59	1	9	2	1	0	1	0	0	73	76.3	239	0	15	2	1	0	0	0	0	257	259.3
09:00	20	0	0	0	0	0	0	0	0	20	20	31	0	0	1	0	0	0	1	0	33	32.9
09:15	18	0	3	2	0	0	0	0	0	23	24	19	0	3	0	0	0	0	0	0	22	22
09:30	16	0	2	0	0	0	0	0	0	18	18	12	0	1	0	0	0	0	0	0	13	13
09:45	13	0	3	2	1	0	0	0	0	17	18.3	14	0	0	0	0	0	0	0	0	14	14
H/Total	67	0	8	2	1	0	0	0	0	78	80.3	76	0	4	1	0	0	0	1	0	82	81.9
Total	176	1	23	6	4	0	1	0	0	211	220.2	471	1	32	6	1	1	1	2	0	515	520.1

Time	From C										To C											
	CAR	TAXI	LGV	OGV 1	OGV 2	BUS	COACH	MCY	PCY	TOTAL	TOTAL (PCU)	CAR	TAXI	LGV	OGV 1	OGV 2	BUS	COACH	MCY	PCY	TOTAL	TOTAL (PCU)
16:00	58	0	4	2	0	0	0	1	1	66	65.6	25	0	1	1	0	0	0	0	1	28	27.7
16:15	34	0	2	0	0	0	0	1	0	37	36.4	30	0	1	2	0	0	0	1	0	34	34.4
16:30	54	0	4	2	1	0	1	1	0	63	65.7	26	0	1	1	0	0	0	0	0	28	28.5
16:45	30	0	3	0	0	0	0	0	0	33	33	20	0	2	0	0	0	0	1	0	23	22.4
H/Total	176	0	13	4	1	0	1	3	1	199	200.7	101	0	5	4	0	0	0	2	1	113	113
17:00	78	0	1	0	0	0	0	1	0	80	79.4	33	0	3	0	1	0	0	0	0	37	38.3
17:15	46	0	3	0	1	0	0	0	0	50	51.3	14	0	3	0	0	0	0	1	0	18	17.4
17:30	83	0	2	0	0	0	0	3	0	88	86.2	18	0	6	0	0	0	0	0	0	24	24
17:45	73	0	2	1	0	0	0	1	1	78	77.1	28	0	6	0	0	0	1	1	0	36	36.4
H/Total	280	0	8	1	1	0	0	5	1	296	294	93	0	18	0	1	0	1	2	0	115	116.1
18:00	60	1	5	0	0	0	0	0	2	68	66.4	27	0	3	0	1	0	0	0	0	31	32.3
18:15	52	1	3	0	0	0	0	1	0	57	56.4	18	0	2	1	0	0	0	0	0	21	21.5
18:30	40	0	4	0	1	0	0	1	1	47	46.9	20	0	1	1	0	0	0	0	0	22	22.5
18:45	45	1	0	0	0	0	0	1	0	47	46.4	17	0	1	0	0	0	0	0	0	18	18
H/Total	197	3	12	0	1	0	0	3	3	219	216.1	82	0	7	2	1	0	0	0	0	92	94.3
Total	653	3	33	5	3	0	1	11	5	714	710.8	276	0	30	6	2	0	1	4	1	320	323.4

Project Number: **TSP12633**
 Project Name: **Hayes, Hillingdon**
 Survey Type: **Manual Classified Traffic Count**
 Site No: **2**
 Location: **Dawley Road/ N Hyde Road/ Bourne Ave**
 Date: **19 April 2016, Tuesday**



Time	From D										To D											
	CAR	TAXI	LGV	OGV 1	OGV 2	BUS	COACH	MCY	PCY	TOTAL	TOTAL (PCU)	CAR	TAXI	LGV	OGV 1	OGV 2	BUS	COACH	MCY	PCY	TOTAL	TOTAL (PCU)
07:00	95	0	30	4	1	2	0	1	0	133	137.7	125	0	28	5	3	3	0	2	1	167	174.4
07:15	129	0	21	1	2	1	0	2	2	158	159.3	142	1	26	4	3	3	0	1	0	180	188.3
07:30	123	0	27	3	3	2	0	2	0	160	166.2	148	1	37	2	2	2	0	0	0	192	197.6
07:45	109	0	16	6	2	2	0	0	0	135	142.6	146	1	41	7	1	1	0	0	0	197	202.8
H/Total	456	0	94	14	8	7	0	5	2	586	605.8	561	3	132	18	9	9	0	3	1	736	763.1
08:00	157	0	32	3	2	2	0	1	2	199	202.9	134	0	35	3	4	1	0	0	1	178	184.9
08:15	158	0	15	1	1	2	0	2	0	179	181.6	142	0	33	5	4	2	0	1	1	188	196.3
08:30	153	2	14	3	4	1	0	2	0	179	185.5	160	0	19	7	2	2	1	1	2	194	200.9
08:45	118	1	21	3	2	4	0	0	0	149	157.1	143	2	28	4	4	1	0	0	0	182	190.2
H/Total	586	3	82	10	9	9	0	5	2	706	727.1	579	2	115	19	14	6	1	2	4	742	772.3
09:00	118	0	22	4	4	1	0	0	0	149	157.2	106	0	19	10	3	2	1	0	0	141	152.9
09:15	100	0	15	1	5	1	1	0	0	123	132	96	1	22	5	3	2	0	0	0	129	137.4
09:30	78	1	14	3	2	1	1	0	0	100	106.1	86	0	25	5	2	2	0	1	0	121	127.5
09:45	83	0	24	1	3	3	0	0	0	114	121.4	77	0	19	5	3	2	0	0	0	106	114.4
H/Total	379	1	75	9	14	6	2	0	0	486	516.7	365	1	85	25	11	8	1	1	0	497	532.2
Total	1421	4	251	33	31	22	2	10	4	1778	1849.6	1505	6	332	62	34	23	2	6	5	1975	2067.6

Time	From D										To D											
	CAR	TAXI	LGV	OGV 1	OGV 2	BUS	COACH	MCY	PCY	TOTAL	TOTAL (PCU)	CAR	TAXI	LGV	OGV 1	OGV 2	BUS	COACH	MCY	PCY	TOTAL	TOTAL (PCU)
16:00	119	1	21	8	1	3	1	0	0	154	163.3	154	1	29	1	4	0	0	2	0	191	195.5
16:15	100	0	25	9	0	3	0	1	0	138	144.9	136	1	24	6	2	3	0	1	0	173	181
16:30	126	0	19	7	0	2	0	0	0	154	159.5	177	0	25	3	0	1	0	1	0	207	208.9
16:45	118	1	16	4	3	1	0	1	0	144	150.3	151	0	26	7	0	2	0	2	0	188	192.3
H/Total	463	2	81	28	4	9	1	2	0	590	618	618	2	104	17	6	6	0	6	0	759	777.7
17:00	115	0	15	5	3	3	0	2	1	144	151.4	201	0	30	1	0	2	0	3	1	238	237.9
17:15	142	0	17	3	3	3	0	2	0	170	177.2	195	0	23	2	1	2	0	1	1	225	227.9
17:30	127	0	20	3	2	1	0	1	2	156	158.9	217	0	18	1	1	2	0	3	0	242	244
17:45	133	0	21	2	0	3	0	3	1	163	164.4	186	0	21	0	2	1	0	1	1	212	214.2
H/Total	517	0	73	13	8	10	0	8	4	633	651.9	799	0	92	4	4	7	0	8	3	917	924
18:00	126	0	15	2	4	2	0	1	0	150	157.6	161	2	15	0	1	2	0	0	3	184	184.9
18:15	140	0	21	3	1	2	0	3	0	170	173	132	0	7	0	2	1	0	2	0	144	146.4
18:30	131	0	25	3	2	0	0	2	1	164	166.1	151	0	15	1	1	2	0	0	2	172	174.2
18:45	137	0	17	2	0	5	0	5	0	166	169	145	1	14	1	2	1	0	5	0	169	170.1
H/Total	534	0	78	10	7	9	0	11	1	650	665.7	589	3	51	2	6	6	0	7	5	669	675.6
Total	1514	2	232	51	19	28	1	21	5	1873	1935.6	2006	5	247	23	16	19	0	21	8	2345	2377.3

Project Number: **TSP12633**
 Project Name: **Hayes, Hillingdon**
 Survey Type: **Manual Classified Traffic Count**
 Site No: **2**
 Location: **Dawley Road/ N Hyde Road/ Bourne Ave**
 Date: **19 April 2016, Tuesday**



Time	From E										To E											
	CAR	TAXI	LGV	OGV 1	OGV 2	BUS	COACH	MCY	PCY	TOTAL	TOTAL (PCU)	CAR	TAXI	LGV	OGV 1	OGV 2	BUS	COACH	MCY	PCY	TOTAL	TOTAL (PCU)
07:00	47	0	6	0	0	4	0	2	0	59	61.8	13	0	3	2	0	2	0	0	0	20	23
07:15	57	0	5	1	0	3	0	0	1	67	69.7	28	0	2	1	0	1	0	0	0	32	33.5
07:30	59	0	10	1	0	2	0	1	0	73	74.9	31	0	9	0	0	2	0	1	0	43	44.4
07:45	51	1	4	0	0	1	1	2	1	61	61	39	0	7	0	0	2	0	0	0	48	50
H/Total	214	1	25	2	0	10	1	5	2	260	267.4	111	0	21	3	0	7	0	1	0	143	150.9
08:00	97	0	7	1	0	2	0	0	0	107	109.5	40	1	7	0	0	2	1	0	1	52	54.2
08:15	71	0	7	0	0	2	0	2	1	83	83	31	1	2	0	0	2	1	0	0	37	40
08:30	70	1	6	0	0	2	1	0	0	80	83	42	0	5	0	0	1	0	1	0	49	49.4
08:45	63	0	7	0	0	1	0	0	1	72	72.2	37	0	1	0	0	3	0	0	0	41	44
H/Total	301	1	27	1	0	7	1	2	2	342	347.7	150	2	15	0	0	8	2	1	1	179	187.6
09:00	35	0	4	0	0	2	0	1	1	43	43.6	43	0	1	1	0	2	0	1	0	48	49.9
09:15	32	0	8	2	0	2	0	0	0	44	47	33	0	6	1	0	2	0	0	0	42	44.5
09:30	28	0	4	0	0	2	0	0	0	34	36	33	0	8	0	0	1	0	0	0	42	43
09:45	40	0	7	1	0	2	0	0	0	50	52.5	29	0	5	0	0	3	0	0	0	37	40
H/Total	135	0	23	3	0	8	0	1	1	171	179.1	138	0	20	2	0	8	0	1	0	169	177.4
Total	650	2	75	6	0	25	2	8	5	773	794.2	399	2	56	5	0	23	2	3	1	491	515.9

Time	From E										To E											
	CAR	TAXI	LGV	OGV 1	OGV 2	BUS	COACH	MCY	PCY	TOTAL	TOTAL (PCU)	CAR	TAXI	LGV	OGV 1	OGV 2	BUS	COACH	MCY	PCY	TOTAL	TOTAL (PCU)
16:00	40	0	4	0	0	1	0	0	0	45	46	51	0	9	0	0	3	0	0	1	64	66.2
16:15	39	0	2	0	0	3	0	1	1	46	47.6	35	0	6	3	0	2	0	1	0	47	49.9
16:30	57	0	5	2	0	2	0	0	0	66	69	51	0	7	0	0	2	0	1	0	61	62.4
16:45	49	0	11	0	0	1	0	1	1	63	62.6	50	0	12	0	0	1	0	1	0	64	64.4
H/Total	185	0	22	2	0	7	0	2	2	220	225.2	187	0	34	3	0	8	0	3	1	236	242.9
17:00	60	0	8	0	0	2	0	0	0	70	72	53	0	3	1	0	3	0	1	1	62	64.1
17:15	37	0	2	0	0	2	0	0	2	43	43.4	59	0	5	0	0	3	0	0	0	67	70
17:30	62	0	4	1	0	3	0	0	0	70	73.5	65	0	10	0	0	1	0	4	1	81	78.8
17:45	46	0	6	0	0	2	0	2	2	58	57.2	55	0	5	0	0	3	0	3	0	66	67.2
H/Total	205	0	20	1	0	9	0	2	4	241	246.1	232	0	23	1	0	10	0	8	2	276	280.1
18:00	56	0	4	0	0	2	0	2	1	65	65	57	0	6	0	0	1	0	1	1	66	65.6
18:15	36	0	4	0	0	1	0	2	0	43	42.8	65	0	6	1	0	2	0	2	0	76	77.3
18:30	51	0	5	0	0	2	0	0	0	58	60	60	0	5	0	0	0	0	0	0	65	65
18:45	47	0	3	0	0	1	0	0	0	51	52	60	0	7	0	0	4	0	3	1	75	76.4
H/Total	190	0	16	0	0	6	0	4	1	217	219.8	242	0	24	1	0	7	0	6	2	282	284.3
Total	580	0	58	3	0	22	0	8	7	678	691.1	661	0	81	5	0	25	0	17	5	794	807.3

Project Number: **TSP12633**
 Project Name: **Hayes, Hillingdon**
 Survey Type: **Manual Classified Traffic Count**
 Site No: **2**
 Location: **Dawley Road/ N Hyde Road/ Bourne Ave**
 Date: **19 April 2016, Tuesday**



Time	Whole Junction									TOTAL	TOTAL (PCU)
	CAR	TAXI	LGV	OGV 1	OGV 2	BUS	COACH	MCY	PCY		
07:00	364	0	88	13	5	12	0	7	1	490	510
07:15	446	1	79	13	7	11	1	3	4	565	587.6
07:30	443	1	109	15	8	8	0	6	1	591	612.5
07:45	480	2	93	15	3	6	1	5	2	607	620.8
H/Total	1733	4	369	56	23	37	2	21	8	2253	2330.9
08:00	547	2	99	12	11	7	1	2	4	685	708.9
08:15	535	1	84	11	11	6	1	5	4	658	678.6
08:30	546	3	75	19	11	6	2	7	7	676	698
08:45	481	3	79	15	10	7	0	0	4	599	623.3
H/Total	2109	9	337	57	43	26	4	14	19	2618	2708.8
09:00	414	0	67	19	11	7	1	4	2	525	552.8
09:15	318	1	75	18	13	7	1	1	0	434	467.3
09:30	312	1	75	13	9	6	1	1	0	418	442.6
09:45	303	0	80	15	9	7	0	1	0	415	440.6
H/Total	1347	2	297	65	42	27	3	7	2	1792	1903.3
Total	5189	15	1003	178	108	90	9	42	29	6663	6943

Peak Hours	Totals
07:00 08:00	2253
07:15 08:15	2448
07:30 08:30	2541
07:45 08:45	2626

08:00 09:00	2618
08:15 09:15	2458
08:30 09:30	2234
08:45 09:45	1976

09:00 10:00	1792
-------------	------

Time	Whole Junction									TOTAL	TOTAL (PCU)
	CAR	TAXI	LGV	OGV 1	OGV 2	BUS	COACH	MCY	PCY		
16:00	485	2	83	18	6	7	1	5	3	610	629.4
16:15	433	1	87	27	2	9	0	8	1	568	587.5
16:30	525	0	68	18	5	7	1	4	2	630	649.5
16:45	467	1	84	15	4	4	0	7	3	585	595.1
H/Total	1910	4	322	78	17	27	2	24	9	2393	2461.5
17:00	558	0	78	10	7	7	1	9	4	674	687.5
17:15	554	0	81	6	4	7	1	5	3	661	671.8
17:30	586	0	70	6	7	6	0	13	5	693	699.3
17:45	560	1	69	4	2	8	1	14	5	664	665.2
H/Total	2258	1	298	26	20	28	3	41	17	2692	2723.8
18:00	525	2	59	3	6	6	0	8	7	616	620.9
18:15	492	1	56	5	4	7	0	11	1	577	584.3
18:30	498	0	67	5	5	4	0	5	5	589	595
18:45	512	1	59	4	4	10	0	14	3	607	613.4
H/Total	2027	4	241	17	19	27	0	38	16	2389	2413.6
Total	6195	9	861	121	56	82	5	103	42	7474	7598.9

Peak Hours	Totals
16:00 17:00	2393
16:15 17:15	2457
16:30 17:30	2550
16:45 17:45	2613

17:00 18:00	2692
17:15 18:15	2634
17:30 18:30	2550
17:45 18:45	2446

18:00 10:00	2389
-------------	------



Client: Odyssey Markides

Project Number: TSP12633

Project Name: Hayes, Hillingdon

Survey Type: Manual Classified Traffic Count

Survey Date: 19 April 2016

Survey Time: 07:00 - 10:00 and 16:00 - 19:00

Weather: Dry

Comments:

Project Number: TSP12633
Project Name: Hayes, Hillingdon
Survey Type: Manual Classified Traffic Count
Site No: 3
Location: Station Road/ Bedwell Gardens



Project Number: **TSP12633**
 Project Name: **Hayes, Hillingdon**
 Survey Type: **Manual Classified Traffic Count**
 Site No: **3**
 Location: **Station Road/ Bedwell Gardens**
 Date: **19 April 2016, Tuesday**



Time	A - A										A - B											
	CAR	TAXI	LGV	OGV 1	OGV 2	BUS	COACH	MCY	PCY	TOTAL	TOTAL (PCU)	CAR	TAXI	LGV	OGV 1	OGV 2	BUS	COACH	MCY	PCY	TOTAL	TOTAL (PCU)
07:00										0	0	73		13	2		4		1	1	94	97.6
07:15										0	0	86		7			4		3	2	102	102.6
07:30										0	0	97	3	8	1		6	2	2	2	121	126.7
07:45										0	0	112	2	15			6	1	2		138	143.8
H/Total	0	0	0	0	0	0	0	0	0	0	0	368	5	43	3	0	20	3	8	5	455	470.7
08:00										0	0	133		14	1		5		1	4	158	159.7
08:15										0	0	97	1	14	1	1	6			2	122	128.2
08:30										0	0	126		10	1		7		2	1	147	152.5
08:45										0	0	91	1	5	1		5	1			104	110.5
H/Total	0	0	0	0	0	0	0	0	0	0	0	447	2	43	4	1	23	1	3	7	531	550.9
09:00										0	0	65	1	9	1		5		1	1	83	87.1
09:15										0	0	51	3	6	1		9	1	1	1	73	82.1
09:30										0	0	49		8	2		3		1		63	66.4
09:45										0	0	60		9		1	3	1	2		76	80.1
H/Total	0	0	0	0	0	0	0	0	0	0	0	225	4	32	4	1	20	2	5	2	295	315.7
Total	0	0	0	0	0	0	0	0	0	0	0	1040	11	118	11	2	63	6	16	14	1281	1337.3

Time	A - A										A - B											
	CAR	TAXI	LGV	OGV 1	OGV 2	BUS	COACH	MCY	PCY	TOTAL	TOTAL (PCU)	CAR	TAXI	LGV	OGV 1	OGV 2	BUS	COACH	MCY	PCY	TOTAL	TOTAL (PCU)
16:00										0	0	75	2	12			3				94	96.9
16:15										0	0	77		7	1		9		1	1	95	102.6
16:30										0	0	70	2	9			5		1		87	91.4
16:45										0	0	88		3	1	1	5				98	104.8
H/Total	0	0	0	0	0	0	0	0	0	0	0	310	4	31	2	1	22	0	3	1	374	395.7
17:00										0	0	100		13	1		4	1	2	1	122	125.5
17:15										0	0	114		7	1		6		1	1	130	135.1
17:30	1									1	1	78	1	15			6	1		3	104	108.6
17:45										0	0	84		14	1	1	5		2	2	109	113
H/Total	1	0	0	0	0	0	0	0	0	1	1	376	1	49	3	1	21	2	5	7	465	482.2
18:00										0	0	63		9			4	1	1	3	81	83
18:15	1									1	1	85		13			5			1	104	108.2
18:30										0	0	70		7	1	1	10		1	1	91	101.4
18:45										0	0	75		5		1	5				86	92.3
H/Total	1	0	0	0	0	0	0	0	0	1	1	293	0	34	1	2	24	1	2	5	362	384.9
Total	2	0	0	0	0	0	0	0	0	2	2	979	5	114	6	4	67	3	10	13	1201	1262.8

Project Number: **TSP12633**
 Project Name: **Hayes, Hillingdon**
 Survey Type: **Manual Classified Traffic Count**
 Site No: **3**
 Location: **Station Road/ Bedwell Gardens**
 Date: **19 April 2016, Tuesday**



Time	A - C										B - A												
	CAR	TAXI	LGV	OGV 1	OGV 2	BUS	COACH	MCY	PCY	TOTAL	TOTAL (PCU)	CAR	TAXI	LGV	OGV 1	OGV 2	BUS	COACH	MCY	PCY	TOTAL	TOTAL (PCU)	
07:00	42		12	1		2				57	59.5	44		7			5				1	57	61.2
07:15	48		8		1	2	1			61	64.5	51		3	2		5					61	67
07:30	46		11	1		2	4		1	64	70.5	53	1	3			5	1				63	69
07:45	45		13	1		2				61	63.5	73		2			6		3			84	88.2
H/Total	181	0	44	3	1	8	5	0	1	243	258	221	1	15	2	0	21	1	3	1	265	285.4	
08:00	50		12	1	1	3	1			68	73.8	73		10	2		4	1			3	93	96.6
08:15	45		13	1		1				60	61.5	76		7			7	1			1	92	99.2
08:30	47		10	1	1	1				60	62.8	80		5	1		7	1				94	102.5
08:45	42		9			3				54	57	99		4			4				2	109	111.4
H/Total	184	0	44	3	2	8	1	0	0	242	255.1	328	0	26	3	0	22	3	0	6	388	409.7	
09:00	26		4	1		1	1			33	35.5	59	1	9	1		7	1		1	79	86.7	
09:15	32		11	3		2				48	51.5	50		8			5		1	1	65	68.6	
09:30	25		5	3		1				34	36.5	39		5	2	1	4	1			52	59.3	
09:45	21		3	2	1	7	1			35	45.3	32		3	1	4	4		1		41	45.7	
H/Total	104	0	23	9	1	11	2	0	0	150	168.8	180	1	25	3	2	20	2	2	2	237	260.3	
Total	469	0	111	15	4	27	8	0	1	635	681.9	729	2	66	8	2	63	6	5	9	890	955.4	

Time	A - C										B - A											
	CAR	TAXI	LGV	OGV 1	OGV 2	BUS	COACH	MCY	PCY	TOTAL	TOTAL (PCU)	CAR	TAXI	LGV	OGV 1	OGV 2	BUS	COACH	MCY	PCY	TOTAL	TOTAL (PCU)
16:00	28		6		1	3	1			39	44.3	78		9			4				96	96.8
16:15	24		12	1		3		1		40	41.9	89		5			7		2	1	103	108.8
16:30	41	1	4	1		2	2	1		52	55.9	103		8			5				117	121.4
16:45	45		7	1		1				54	55.5	82		11			5				98	103
H/Total	138	1	29	3	1	8	3	2	0	185	197.6	352	0	33	0	0	21	0	7	1	414	430
17:00	49		3			3				55	58	75		7			5	1	1	1	90	94.6
17:15	41		6	1		3	1			52	56.5	104		11	1		4		3		123	125.7
17:30	43		4	1	1	2		1		52	55.2	92		8			6	1	1		108	114.4
17:45	44		1			2	1			48	51	106		6	1		5		3	3	124	125.3
H/Total	177	0	14	2	1	10	2	1	0	207	220.7	377	0	32	2	0	20	2	8	4	445	460
18:00	41		1		1	1				44	46.3	94		6	1		5	1	1	1	109	114.1
18:15	40		8	1		2		3		54	54.7	91		13			3		1		108	110.4
18:30	41		8						1	50	49.2	80	1	10			10		3	2	106	112.6
18:45	38		4			4		2		48	50.8	70		5			4			2	81	83.4
H/Total	160	0	21	1	1	7	0	5	1	196	201	335	1	34	1	0	22	1	5	5	404	420.5
Total	475	1	64	6	3	25	5	8	1	588	619.3	1064	1	99	3	0	63	3	20	10	1263	1310.5

Project Number: **TSP12633**
 Project Name: **Hayes, Hillingdon**
 Survey Type: **Manual Classified Traffic Count**
 Site No: **3**
 Location: **Station Road/ Bedwell Gardens**
 Date: **19 April 2016, Tuesday**



Time	B - B										B - C											
	CAR	TAXI	LGV	OGV 1	OGV 2	BUS	COACH	MCY	PCY	TOTAL	TOTAL (PCU)	CAR	TAXI	LGV	OGV 1	OGV 2	BUS	COACH	MCY	PCY	TOTAL	TOTAL (PCU)
07:00										0	0	28		3							31	31
07:15										0	0	43		3							46	46
07:30										0	0	44		2	1	1	1				49	51.8
07:45										0	0	45		5			1				51	52
H/Total	0	0	0	0	0	0	0	0	0	0	0	160	0	13	1	1	1	1	0	0	177	180.8
08:00										0	0	49		6							55	55
08:15										0	0	49		4							53	53
08:30										0	0	44		2		2	1		1		50	53
08:45										0	0	40		4	1	1	1			1	48	50
H/Total	0	0	0	0	0	0	0	0	0	0	0	182	0	16	1	3	2	0	1	1	206	211
09:00										0	0	30		8	1		1			1	41	41.7
09:15										0	0	27		4							31	31
09:30										0	0	37		4	1						42	42.5
09:45										0	0	27		3	1		1				32	33.5
H/Total	0	0	0	0	0	0	0	0	0	0	0	121	0	19	3	0	2	0	0	1	146	148.7
Total	0	0	0	0	0	0	0	0	0	0	0	463	0	48	5	4	5	1	1	2	529	540.5

Time	B - B										B - C											
	CAR	TAXI	LGV	OGV 1	OGV 2	BUS	COACH	MCY	PCY	TOTAL	TOTAL (PCU)	CAR	TAXI	LGV	OGV 1	OGV 2	BUS	COACH	MCY	PCY	TOTAL	TOTAL (PCU)
16:00										0	0	41		14	4						59	61
16:15										0	0	53		12	1				1		67	66.9
16:30										0	0	69		7	1		1				78	79.5
16:45										0	0	60		5	1						66	66.5
H/Total	0	0	0	0	0	0	0	0	0	0	0	223	0	38	7	0	1	0	1	0	270	273.9
17:00										0	0	73		4					2		79	77.8
17:15										0	0	82		9	2				2		95	94.8
17:30										0	0	66		7	1		1		1		76	76.9
17:45										0	0	72		4				2	1		79	77
H/Total	0	0	0	0	0	0	0	0	0	0	0	293	0	24	3	0	1	0	7	1	329	326.5
18:00										0	0	72		6			1				79	80
18:15										0	0	71		3					2		76	74.8
18:30										0	0	74		12					2		88	86.8
18:45										0	0	62		3	1						66	66.5
H/Total	0	0	0	0	0	0	0	0	0	0	0	279	0	24	1	0	1	0	4	0	309	308.1
Total	0	0	0	0	0	0	0	0	0	0	0	795	0	86	11	0	3	0	12	1	908	908.5

Project Number: **TSP12633**
 Project Name: **Hayes, Hillingdon**
 Survey Type: **Manual Classified Traffic Count**
 Site No: **3**
 Location: **Station Road/ Bedwell Gardens**
 Date: **19 April 2016, Tuesday**



Time	C - A										C - B											
	CAR	TAXI	LGV	OGV 1	OGV 2	BUS	COACH	MCY	PCY	TOTAL	TOTAL (PCU)	CAR	TAXI	LGV	OGV 1	OGV 2	BUS	COACH	MCY	PCY	TOTAL	TOTAL (PCU)
07:00	32		9			5		1		47	51.4	62		6				1	1	70	68.6	
07:15	25		12	1	2	2		1		43	47.5	61		5				2		68	66.8	
07:30	38		10			4		2		54	56.8	51		8	1					60	60.5	
07:45	24		8	3	1	2				38	42.8	46		7						53	53	
H/Total	119	0	39	4	3	13	0	4	0	182	198.5	220	0	26	1	0	0	3	1	251	248.9	
08:00	44		6	1		2			1	54	55.7	59		5	1					65	65.5	
08:15	43		10			2	1	1	1	58	59.6	62		4	1					67	67.5	
08:30	37		7		1	2		1		48	50.7	47		4	3	1				55	57.8	
08:45	36		6	1		1	1	1		46	47.9	65	1	5				1	1	73	71.6	
H/Total	160	0	29	2	1	7	2	3	2	206	213.9	233	1	18	5	1	0	0	1	1	260	262.4
09:00	30		10	1	1	2				44	47.8	50	1	8	1					60	60.5	
09:15	24		6	2	1	2		1		36	39.7	38		6						44	44	
09:30	29	1	6	2		3		2		43	45.8	33		6				1		40	39.4	
09:45	27		6		2	1				36	39.6	39		8						47	47	
H/Total	110	1	28	5	4	8	0	3	0	159	172.9	160	1	28	1	0	0	1	0	191	190.9	
Total	389	1	96	11	8	28	2	10	2	547	585.3	613	2	72	7	1	0	0	5	2	702	702.2

Time	C - A										C - B											
	CAR	TAXI	LGV	OGV 1	OGV 2	BUS	COACH	MCY	PCY	TOTAL	TOTAL (PCU)	CAR	TAXI	LGV	OGV 1	OGV 2	BUS	COACH	MCY	PCY	TOTAL	TOTAL (PCU)
16:00	27		3		1	1	1			33	36.3	41	1	9				1		53	53.4	
16:15	28		4			2	1			35	38	43		4	2			2		51	50.8	
16:30	32		4	1	1	2				40	43.8	48	1	5				1		55	54.4	
16:45	34		2			1				37	38	47		4				1		52	51.4	
H/Total	121	0	13	1	2	6	2	0	0	145	156.1	179	2	22	2	0	1	0	5	0	211	210
17:00	33		9			1				43	44	61		9						70	70	
17:15	35		4	1		3				43	46.5	52		4				1		57	56.4	
17:30	52		7			2		1	1	63	63.6	50		6						56	56	
17:45	44		7			1				52	53	47		3						50	50	
H/Total	164	0	27	1	0	7	0	1	1	201	207.1	210	0	22	0	0	0	1	0	233	232.4	
18:00	44		5			2				51	53	44		8					3	55	52.6	
18:15	41		12	2		1	1	1		58	60.4	36		4				1		41	40.4	
18:30	48		5	2		2				57	60	42		3					2	47	45.4	
18:45	56		4	1		1		1		63	63.9	48		3						52	51.4	
H/Total	189	0	26	5	0	6	1	2	0	229	237.3	170	0	18	0	0	0	2	5	195	189.8	
Total	474	0	66	7	2	19	3	3	1	575	600.5	559	2	62	2	0	1	0	8	5	639	632.2

Project Number: **TSP12633**
 Project Name: **Hayes, Hillingdon**
 Survey Type: **Manual Classified Traffic Count**
 Site No: **3**
 Location: **Station Road/ Bedwell Gardens**
 Date: **19 April 2016, Tuesday**



Time	From A										To A											
	CAR	TAXI	LGV	OGV 1	OGV 2	BUS	COACH	MCY	PCY	TOTAL	TOTAL (PCU)	CAR	TAXI	LGV	OGV 1	OGV 2	BUS	COACH	MCY	PCY	TOTAL	TOTAL (PCU)
07:00	115	0	25	3	0	6	0	1	1	151	157.1	76	0	16	0	0	10	0	1	1	104	112.6
07:15	134	0	15	0	1	6	1	3	3	163	167.1	76	0	15	3	2	7	0	1	0	104	114.5
07:30	143	3	19	2	0	8	6	2	2	185	197.2	91	1	13	0	0	9	1	2	0	117	125.8
07:45	157	2	28	1	0	8	1	2	0	199	207.3	97	0	10	3	1	8	0	3	0	122	131
H/Total	549	5	87	6	1	28	8	8	6	698	728.7	340	1	54	6	3	34	1	7	1	447	483.9
08:00	183	0	26	2	1	8	1	1	4	226	233.5	117	0	16	3	0	6	1	0	4	147	152.3
08:15	142	1	27	2	1	7	0	0	2	182	189.7	119	0	17	0	0	9	2	1	2	150	158.8
08:30	173	0	20	2	1	8	0	2	1	207	215.3	117	0	12	1	1	9	1	1	0	142	153.2
08:45	133	1	14	1	0	8	1	0	0	158	167.5	135	0	10	1	0	5	1	1	2	155	159.3
H/Total	631	2	87	7	3	31	2	3	7	773	806	488	0	55	5	1	29	5	3	8	594	623.6
09:00	91	1	13	2	0	6	1	1	1	116	122.6	89	1	19	2	1	9	1	0	1	123	134.5
09:15	83	3	17	4	0	11	1	1	1	121	133.6	74	0	14	2	1	7	0	2	1	101	108.3
09:30	74	0	13	5	0	4	0	1	0	97	102.9	68	1	11	4	1	7	1	2	0	95	105.1
09:45	81	0	12	2	2	10	2	2	0	111	125.4	59	0	9	0	3	5	0	1	0	77	85.3
H/Total	329	4	55	13	2	31	4	5	2	445	484.5	290	2	53	8	6	28	2	5	2	396	433.2
Total	1509	11	229	26	6	90	14	16	15	1916	2019.2	1118	3	162	19	10	91	8	15	11	1437	1540.7

Time	From A										To A											
	CAR	TAXI	LGV	OGV 1	OGV 2	BUS	COACH	MCY	PCY	TOTAL	TOTAL (PCU)	CAR	TAXI	LGV	OGV 1	OGV 2	BUS	COACH	MCY	PCY	TOTAL	TOTAL (PCU)
16:00	103	2	18	1	1	6	1	1	0	133	141.2	105	0	12	0	1	5	1	4	1	129	133.1
16:15	101	0	19	1	0	11	0	2	1	135	144.5	117	0	9	0	0	9	1	2	0	138	146.8
16:30	111	3	13	1	0	7	2	2	0	139	147.3	135	0	12	1	1	7	0	1	0	157	165.2
16:45	133	0	10	2	1	6	0	0	0	152	160.3	116	0	13	0	0	6	0	0	0	135	141
H/Total	448	5	60	5	2	30	3	5	1	559	593.3	473	0	46	1	2	27	2	7	1	559	586.1
17:00	149	0	16	1	0	7	1	2	1	177	183.5	108	0	16	0	0	6	1	1	1	133	138.6
17:15	155	0	13	2	0	9	1	1	1	182	191.6	139	0	15	2	0	7	0	3	0	166	172.2
17:30	122	1	19	1	1	8	1	1	3	157	164.8	145	0	15	0	0	8	1	2	1	172	179
17:45	128	0	15	1	1	7	1	2	2	157	164.8	150	0	13	1	0	6	0	3	3	176	178.3
H/Total	554	1	63	5	2	31	4	6	7	673	703.9	542	0	59	3	0	27	2	9	5	647	668.1
18:00	104	0	10	0	1	5	1	1	3	125	129.3	138	0	11	1	0	7	1	1	1	160	167.1
18:15	126	0	21	1	0	7	0	3	1	159	163.9	133	0	25	2	0	4	1	2	0	167	171.8
18:30	111	0	15	1	1	10	0	1	2	141	150.6	128	1	15	2	0	12	0	3	2	163	172.6
18:45	113	0	9	0	1	9	0	2	0	134	143.1	126	0	9	1	0	5	0	1	2	144	147.3
H/Total	454	0	55	2	3	31	1	7	6	559	586.9	525	1	60	6	0	28	2	7	5	634	658.8
Total	1456	6	178	12	7	92	8	18	14	1791	1884.1	1540	1	165	10	2	82	6	23	11	1840	1913

Project Number: **TSP12633**
 Project Name: **Hayes, Hillingdon**
 Survey Type: **Manual Classified Traffic Count**
 Site No: **3**
 Location: **Station Road/ Bedwell Gardens**
 Date: **19 April 2016, Tuesday**



Time	From B										To B											
	CAR	TAXI	LGV	OGV 1	OGV 2	BUS	COACH	MCY	PCY	TOTAL	TOTAL (PCU)	CAR	TAXI	LGV	OGV 1	OGV 2	BUS	COACH	MCY	PCY	TOTAL	TOTAL (PCU)
07:00	72	0	10	0	0	5	0	0	1	88	92.2	135	0	19	2	0	4	0	2	2	164	166.2
07:15	94	0	6	2	0	5	0	0	0	107	113	147	0	12	0	0	4	0	5	2	170	169.4
07:30	97	1	5	1	1	6	1	0	0	112	120.8	148	3	16	2	0	6	2	2	2	181	187.2
07:45	118	0	7	0	0	6	1	3	0	135	140.2	158	2	22	0	0	6	1	2	0	191	196.8
H/Total	381	1	28	3	1	22	2	3	1	442	466.2	588	5	69	4	0	20	3	11	6	706	719.6
08:00	122	0	16	2	0	4	1	0	3	148	151.6	192	0	19	2	0	5	0	1	4	223	225.2
08:15	125	0	11	0	0	7	1	0	1	145	152.2	159	1	18	2	1	6	0	0	2	189	195.7
08:30	124	0	7	1	2	8	1	1	0	144	155.5	173	0	14	4	1	7	0	2	1	202	210.3
08:45	139	0	8	1	1	5	0	0	3	157	161.4	156	2	10	1	0	5	1	1	1	177	182.1
H/Total	510	0	42	4	3	24	3	1	7	594	620.7	680	3	61	9	2	23	1	4	8	791	813.3
09:00	89	1	17	2	0	8	1	0	2	120	128.4	115	2	17	2	0	5	0	1	1	143	147.6
09:15	77	0	12	0	0	5	0	1	1	96	99.6	89	3	12	1	0	9	1	1	1	117	126.1
09:30	76	0	9	3	1	4	1	0	0	94	101.8	82	0	14	2	0	3	0	2	0	103	105.8
09:45	59	0	6	1	1	5	0	1	0	73	79.2	99	0	17	0	1	3	1	2	0	123	127.1
H/Total	301	1	44	6	2	22	2	2	3	383	409	385	5	60	5	1	20	2	6	2	486	506.6
Total	1192	2	114	13	6	68	7	6	11	1419	1495.9	1653	13	190	18	3	63	6	21	16	1983	2039.5

Time	From B										To B											
	CAR	TAXI	LGV	OGV 1	OGV 2	BUS	COACH	MCY	PCY	TOTAL	TOTAL (PCU)	CAR	TAXI	LGV	OGV 1	OGV 2	BUS	COACH	MCY	PCY	TOTAL	TOTAL (PCU)
16:00	119	0	23	4	0	4	0	4	1	155	157.8	116	3	21	1	0	4	0	2	0	147	150.3
16:15	142	0	17	1	0	7	0	3	0	170	175.7	120	0	11	2	0	9	0	3	1	146	153.4
16:30	172	0	15	1	0	6	0	1	0	195	200.9	118	3	14	0	0	5	0	2	0	142	145.8
16:45	142	0	16	1	0	5	0	0	0	164	169.5	135	0	7	1	1	5	0	1	0	150	156.2
H/Total	575	0	71	7	0	22	0	8	1	684	703.9	489	6	53	4	1	23	0	8	1	585	605.7
17:00	148	0	11	0	0	5	1	3	1	169	172.4	161	0	22	1	0	4	1	2	1	192	195.5
17:15	186	0	20	3	0	4	0	5	0	218	220.5	166	0	11	1	0	6	0	2	1	187	191.5
17:30	158	0	15	1	0	7	1	2	0	184	191.3	128	1	21	0	0	6	1	0	3	160	164.6
17:45	178	0	10	1	0	5	0	5	4	203	202.3	131	0	17	1	1	5	0	2	2	159	163
H/Total	670	0	56	5	0	21	2	15	5	774	786.5	586	1	71	3	1	21	2	6	7	698	714.6
18:00	166	0	12	1	0	6	1	1	1	188	194.1	107	0	17	0	0	4	1	1	6	136	135.6
18:15	162	0	16	0	0	3	0	3	0	184	185.2	121	0	17	0	0	5	0	1	1	145	148.6
18:30	154	1	22	0	0	10	0	5	2	194	199.4	112	0	10	1	1	10	0	1	3	138	146.8
18:45	132	0	8	1	0	4	0	0	2	147	149.9	123	0	8	0	1	5	0	1	0	138	143.7
H/Total	614	1	58	2	0	23	1	9	5	713	728.6	463	0	52	1	2	24	1	4	10	557	574.7
Total	1859	1	185	14	0	66	3	32	11	2171	2219	1538	7	176	8	4	68	3	18	18	1840	1895

Project Number: **TSP12633**
 Project Name: **Hayes, Hillingdon**
 Survey Type: **Manual Classified Traffic Count**
 Site No: **3**
 Location: **Station Road/ Bedwell Gardens**
 Date: **19 April 2016, Tuesday**



Time	From C										To C											
	CAR	TAXI	LGV	OGV 1	OGV 2	BUS	COACH	MCY	PCY	TOTAL	TOTAL (PCU)	CAR	TAXI	LGV	OGV 1	OGV 2	BUS	COACH	MCY	PCY	TOTAL	TOTAL (PCU)
07:00	94	0	15	0	0	5	0	2	1	117	120	70	0	15	1	0	2	0	0	0	88	90.5
07:15	86	0	17	1	2	2	0	3	0	111	114.3	91	0	11	0	1	2	1	0	1	107	110.5
07:30	89	0	18	1	0	4	0	2	0	114	117.3	90	0	13	2	1	3	4	0	0	113	122.3
07:45	70	0	15	3	1	2	0	0	0	91	95.8	90	0	18	1	0	2	1	0	0	112	115.5
H/Total	339	0	65	5	3	13	0	7	1	433	447.4	341	0	57	4	2	9	6	0	1	420	438.8
08:00	103	0	11	2	0	2	0	0	1	119	121.2	99	0	18	1	1	3	1	0	0	123	128.8
08:15	105	0	14	1	0	2	1	1	1	125	127.1	94	0	17	1	0	1	0	0	0	113	114.5
08:30	84	0	11	3	2	2	0	1	0	103	108.5	91	0	12	1	3	2	0	1	0	110	115.8
08:45	101	1	11	1	0	1	1	2	1	119	119.5	82	0	13	1	1	4	0	0	1	102	107
H/Total	393	1	47	7	2	7	2	4	3	466	476.3	366	0	60	4	5	10	1	1	1	448	466.1
09:00	80	1	18	2	1	2	0	0	0	104	108.3	56	0	12	2	0	2	1	0	1	74	77.2
09:15	62	0	12	2	1	2	0	1	0	80	83.7	59	0	15	3	0	2	0	0	0	79	82.5
09:30	62	1	12	2	0	3	0	3	0	83	85.2	62	0	9	4	0	1	0	0	0	76	79
09:45	66	0	14	0	2	1	0	0	0	83	86.6	48	0	6	3	1	8	1	0	0	67	78.8
H/Total	270	2	56	6	4	8	0	4	0	350	363.8	225	0	42	12	1	13	2	0	1	296	317.5
Total	1002	3	168	18	9	28	2	15	4	1249	1287.5	932	0	159	20	8	32	9	1	3	1164	1222.4

Time	From C										To C											
	CAR	TAXI	LGV	OGV 1	OGV 2	BUS	COACH	MCY	PCY	TOTAL	TOTAL (PCU)	CAR	TAXI	LGV	OGV 1	OGV 2	BUS	COACH	MCY	PCY	TOTAL	TOTAL (PCU)
16:00	68	1	12	0	1	2	1	1	0	86	89.7	69	0	20	4	1	3	1	0	0	98	105.3
16:15	71	0	8	2	0	2	1	2	0	86	88.8	77	0	24	2	0	2	0	2	0	107	108.8
16:30	80	1	9	1	1	2	0	1	0	95	98.2	110	1	11	2	0	3	2	1	0	130	135.4
16:45	81	0	6	0	0	1	0	1	0	89	89.4	105	0	12	2	0	1	0	0	0	120	122
H/Total	300	2	35	3	2	7	2	5	0	356	366.1	361	1	67	10	1	9	3	3	0	455	471.5
17:00	94	0	18	0	0	1	0	0	0	113	114	122	0	7	0	0	3	0	2	0	134	135.8
17:15	87	0	8	1	0	3	0	1	0	100	102.9	123	0	15	3	0	3	1	2	0	147	151.3
17:30	102	0	13	0	0	2	0	1	1	119	119.6	109	0	11	2	1	3	0	2	0	128	132.1
17:45	91	0	10	0	0	1	0	0	0	102	103	116	0	5	0	0	2	1	2	1	127	128
H/Total	374	0	49	1	0	7	0	2	1	434	439.5	470	0	38	5	1	11	2	8	1	536	547.2
18:00	88	0	13	0	0	2	0	0	3	106	105.6	113	0	7	0	1	2	0	0	0	123	126.3
18:15	77	0	16	2	0	1	1	2	0	99	100.8	111	0	11	1	0	2	0	5	0	130	129.5
18:30	90	0	8	2	0	2	0	0	2	104	105.4	115	0	20	0	0	0	0	2	1	138	136
18:45	104	0	7	1	0	1	0	2	0	115	115.3	100	0	7	1	0	4	0	2	0	114	117.3
H/Total	359	0	44	5	0	6	1	4	5	424	427.1	439	0	45	2	1	8	0	9	1	505	509.1
Total	1033	2	128	9	2	20	3	11	6	1214	1232.7	1270	1	150	17	3	28	5	20	2	1496	1527.8

Project Number: **TSP12633**
 Project Name: **Hayes, Hillingdon**
 Survey Type: **Manual Classified Traffic Count**
 Site No: **3**
 Location: **Station Road/ Bedwell Gardens**
 Date: **19 April 2016, Tuesday**



Time	Whole Junction									TOTAL	TOTAL (PCU)
	CAR	TAXI	LGV	OGV 1	OGV 2	BUS	COACH	MCY	PCY		
07:00	281	0	50	3	0	16	0	3	3	356	369.3
07:15	314	0	38	3	3	13	1	6	3	381	394.4
07:30	329	4	42	4	1	18	7	4	2	411	435.3
07:45	345	2	50	4	1	16	2	5	0	425	443.3
H/Total	1269	6	180	14	5	63	10	18	8	1573	1642.3
08:00	408	0	53	6	1	14	2	1	8	493	506.3
08:15	372	1	52	3	1	16	2	1	4	452	469
08:30	381	0	38	6	5	18	1	4	1	454	479.3
08:45	373	2	33	3	1	14	2	2	4	434	448.4
H/Total	1534	3	176	18	8	62	7	8	17	1833	1903
09:00	260	3	48	6	1	16	2	1	3	340	359.3
09:15	222	3	41	6	1	18	1	3	2	297	316.9
09:30	212	1	34	10	1	11	1	4	0	274	289.9
09:45	206	0	32	3	5	16	2	3	0	267	291.2
H/Total	900	7	155	25	8	61	6	11	5	1178	1257.3
Total	3703	16	511	57	21	186	23	37	30	4584	4802.6

Peak Hours	Totals
07:00 08:00	1573
07:15 08:15	1710
07:30 08:30	1781
07:45 08:45	1824

08:00 09:00	1833
08:15 09:15	1680
08:30 09:30	1525
08:45 09:45	1345

09:00 10:00	1178
-------------	------

Time	Whole Junction									TOTAL	TOTAL (PCU)
	CAR	TAXI	LGV	OGV 1	OGV 2	BUS	COACH	MCY	PCY		
16:00	290	3	53	5	2	12	2	6	1	374	388.7
16:15	314	0	44	4	0	20	1	7	1	391	409
16:30	363	4	37	3	1	15	2	4	0	429	446.4
16:45	356	0	32	3	1	12	0	1	0	405	419.2
H/Total	1323	7	166	15	4	59	5	18	2	1599	1663.3
17:00	391	0	45	1	0	13	2	5	2	459	469.9
17:15	428	0	41	6	0	16	1	7	1	500	515
17:30	382	1	47	2	1	17	2	4	4	460	475.7
17:45	397	0	35	2	1	13	1	7	6	462	469.3
H/Total	1598	1	168	11	2	59	6	23	13	1881	1929.9
18:00	358	0	35	1	1	13	2	2	7	419	429
18:15	365	0	53	3	0	11	1	8	1	442	449.9
18:30	355	1	45	3	1	22	0	6	6	439	455.4
18:45	349	0	24	2	1	14	0	4	2	396	408.3
H/Total	1427	1	157	9	3	60	3	20	16	1696	1742.6
Total	4348	9	491	35	9	178	14	61	31	5176	5335.8

Peak Hours	Totals
16:00 17:00	1599
16:15 17:15	1684
16:30 17:30	1793
16:45 17:45	1824

17:00 18:00	1881
17:15 18:15	1841
17:30 18:30	1783
17:45 18:45	1762

18:00 19:00	1696
-------------	------



Client: Odyssey Markides

Project Number: TSP12633

Project Name: Hayes, Hillingdon

Survey Type: Manual Classified Traffic Count


Survey Date: 19 April 2016

Survey Time: 07:00 - 10:00 and 16:00 - 19:00

Weather: Dry

Comments:

Project Number: **TSP12633**
Project Name: **Hayes, Hillingdon**
Survey Type: **Manual Classified Traffic Count**
Site No: **4**
Location: **Station Road/ Millington Road**



Project Number: **TSP12633**
 Project Name: **Hayes, Hillingdon**
 Survey Type: **Manual Classified Traffic Count**
 Site No: **4**
 Location: **Station Road/ Millington Road**
 Date: **19 April 2016, Tuesday**



Time	A - A										A - B											
	CAR	TAXI	LGV	OGV 1	OGV 2	BUS	COACH	MCY	PCY	TOTAL	TOTAL (PCU)	CAR	TAXI	LGV	OGV 1	OGV 2	BUS	COACH	MCY	PCY	TOTAL	TOTAL (PCU)
07:00										0	0	15		5	1		1				22	23.5
07:15										0	0	4		1			1				6	7
07:30										0	0	4		1	1		1				7	8.5
07:45										0	0	6			1		2				9	11.5
H/Total	0	0	0	0	0	0	0	0	0	0	0	29	0	7	3	0	5	0	0	0	44	50.5
08:00										0	0	15		1			1				17	18
08:15										0	0	15					1				16	17
08:30										0	0	29		1			1				31	32
08:45										0	0	11	1	1			2				15	17
H/Total	0	0	0	0	0	0	0	0	0	0	0	70	1	3	0	0	5	0	0	0	79	84
09:00										0	0	6		6			1			1	14	14.2
09:15										0	0	7		2				1	1		11	11.4
09:30										0	0	9		3			2				14	16
09:45										0	0	13		3			3				19	22
H/Total	0	0	0	0	0	0	0	0	0	0	0	35	0	14	0	0	6	1	1	1	58	63.6
Total	0	0	0	0	0	0	0	0	0	0	0	134	1	24	3	0	16	1	1	1	181	198.1

Time	A - A										A - B											
	CAR	TAXI	LGV	OGV 1	OGV 2	BUS	COACH	MCY	PCY	TOTAL	TOTAL (PCU)	CAR	TAXI	LGV	OGV 1	OGV 2	BUS	COACH	MCY	PCY	TOTAL	TOTAL (PCU)
16:00										0	0	8									8	8
16:15										0	0	8		5			2			1	17	19.2
16:30										0	0	11					1				12	13
16:45										0	0	9		1			3				13	16
H/Total	0	0	0	0	0	0	0	0	0	0	0	36	0	6	0	0	6	1	0	1	50	56.2
17:00										0	0	15		3			1				19	20
17:15										0	0	15			1		2			2	20	20.9
17:30										0	0	10					1			2	13	12.4
17:45										0	0	14		1			1				16	17
H/Total	0	0	0	0	0	0	0	0	0	0	0	54	0	4	1	0	5	0	0	4	68	70.3
18:00										0	0	10		1			1				12	13
18:15										0	0	17							1		18	17.4
18:30										0	0	5					2			2	9	9.4
18:45										0	0	10		2			1			1	14	14.2
H/Total	0	0	0	0	0	0	0	0	0	0	0	42	0	3	0	0	4	0	1	3	53	54
Total	0	0	0	0	0	0	0	0	0	0	0	132	0	13	1	0	15	1	1	8	171	180.5

Project Number: **TSP12633**
 Project Name: **Hayes, Hillingdon**
 Survey Type: **Manual Classified Traffic Count**
 Site No: **4**
 Location: **Station Road/ Millington Road**
 Date: **19 April 2016, Tuesday**



Time	A - C										A - D											
	CAR	TAXI	LGV	OGV 1	OGV 2	BUS	COACH	MCY	PCY	TOTAL	TOTAL (PCU)	CAR	TAXI	LGV	OGV 1	OGV 2	BUS	COACH	MCY	PCY	TOTAL	TOTAL (PCU)
07:00	73		10	2		7			1	93	100.2	9		2			1				12	13
07:15	89		13			6	1	3	3	115	117.8	12					2				14	16
07:30	84	1	9	1		7	6	2	3	113	122.9	14		2			1				17	18
07:45	108	1	19			9	1	1		139	148.4	12		2			1				15	16
H/Total	354	2	51	3	0	29	8	6	7	460	489.3	47	0	6	0	0	5	0	0	0	58	63
08:00	99		16	2		7	1		3	128	134.6	14		1			3		1		19	21.4
08:15	89	1	14	2	1	8			1	116	125.5	17		3		1				22	24.3	
08:30	81		13	3	1	7			1	107	115.4	13	1	3	1	1				19	20.8	
08:45	81		11			7	1			100	108	13				2				15	17	
H/Total	350	1	54	7	2	29	2	1	5	451	483.5	57	1	7	1	2	6	0	1	0	75	83.5
09:00	57	1	10	2		7	1	1	1	80	87.6	15		1						16	16	
09:15	49	1	13	4		11	1		1	80	93.2	16		1		2				20	23.3	
09:30	49		11	2		5				67	73	7			1	1				10	11	
09:45	43		9	2	1	10	2	1		68	81.7	18		1						19	19	
H/Total	198	2	43	10	1	33	4	2	2	295	335.5	56	0	5	0	1	3	0	0	0	65	69.3
Total	902	5	148	20	3	91	14	9	14	1206	1308.3	160	1	18	1	3	14	0	1	0	198	215.8

Time	A - C										A - D											
	CAR	TAXI	LGV	OGV 1	OGV 2	BUS	COACH	MCY	PCY	TOTAL	TOTAL (PCU)	CAR	TAXI	LGV	OGV 1	OGV 2	BUS	COACH	MCY	PCY	TOTAL	TOTAL (PCU)
16:00	49	2	10	2	1	6				70	78.3	22								27	30	
16:15	57	1	18			12		2	1	91	101	24					2			26	28	
16:30	61	2	6	2		7	2	2		82	90.8	14		1			1			16	17.5	
16:45	67		5	2	1	6			1	83	89.9	19		4			1		1	25	25.4	
H/Total	234	5	39	6	2	31	2	5	2	326	360	79	0	6	1	0	7	0	1	0	94	100.9
17:00	71		12	1		8	1	1	2	96	103.3	23		1		2	1			27	30.6	
17:15	95		10	2		7	1	1	1	117	124.6	16		3			2			21	23	
17:30	66	1	12			9	1			89	99	20	1	3			2			26	28	
17:45	46		5	1	1	7	1	2	2	65	72	24		1						25	25	
H/Total	278	1	39	4	1	31	4	4	5	367	398.9	83	1	8	0	2	5	0	0	0	99	106.6
18:00	54		3			6	1		1	65	71.2	21		2			2			25	27	
18:15	68		11	1		7		3		90	95.7	12		3			1			16	17	
18:30	60		4	1	1	9				75	85.8	26					1			27	28	
18:45	49		4		1	8	1	2		65	74.1	21		1	1		1			24	25.5	
H/Total	231	0	22	2	2	30	2	5	1	295	326.8	80	0	6	1	0	5	0	0	0	92	97.5
Total	743	6	100	12	5	92	8	14	8	988	1085.7	242	1	20	2	2	17	0	1	0	285	305

Project Number: **TSP12633**
 Project Name: **Hayes, Hillingdon**
 Survey Type: **Manual Classified Traffic Count**
 Site No: **4**
 Location: **Station Road/ Millington Road**
 Date: **19 April 2016, Tuesday**



Time	B - C										B - D												
	CAR	TAXI	LGV	OGV 1	OGV 2	BUS	COACH	MCY	PCY	TOTAL	TOTAL (PCU)	CAR	TAXI	LGV	OGV 1	OGV 2	BUS	COACH	MCY	PCY	TOTAL	TOTAL (PCU)	
07:00										0	0	2		1							3	3	
07:15										0	0	1		1								2	2
07:30										0	0	3		1								4	4
07:45	1									1	1	5										5	5
H/Total	1	0	0	0	0	0	0	0	0	1	1	11	0	3	0	0	0	0	0	0	14	14	
08:00										0	0	5										5	5
08:15										0	0	9		1								10	10
08:30										0	0	9										9	9
08:45										0	0	8		1								9	9
H/Total	0	0	0	0	0	0	0	0	0	0	0	31	0	2	0	0	0	0	0	0	33	33	
09:00										0	0	11										11	11
09:15	1									1	1	3										3	3
09:30										0	0	2		1								3	3
09:45										0	0	1										1	1
H/Total	1	0	0	0	0	0	0	0	0	1	1	17	0	1	0	0	0	0	0	0	18	18	
Total	2	0	0	0	0	0	0	0	0	2	2	59	0	6	0	0	0	0	0	0	65	65	

Time	B - C										B - D												
	CAR	TAXI	LGV	OGV 1	OGV 2	BUS	COACH	MCY	PCY	TOTAL	TOTAL (PCU)	CAR	TAXI	LGV	OGV 1	OGV 2	BUS	COACH	MCY	PCY	TOTAL	TOTAL (PCU)	
16:00										0	0	7										8	8
16:15	1									1	1	7		1								7	7
16:30										0	0	7										7	7
16:45										0	0	3										3	3
H/Total	1	0	0	0	0	0	0	0	0	1	1	24	0	1	0	0	0	0	0	0	25	25	
17:00										0	0	10		1								11	11
17:15	1									1	1	9										9	9
17:30										0	0	6										6	6
17:45			1							1	1	7		1								8	8
H/Total	1	0	1	0	0	0	0	0	0	2	2	32	0	2	0	0	0	0	0	0	34	34	
18:00	1									1	1	8		2								10	10
18:15	1									1	1	10		1								11	11
18:30										0	0	10										10	10
18:45										0	0	8										8	8
H/Total	2	0	0	0	0	0	0	0	0	2	2	36	0	3	0	0	0	0	0	0	39	39	
Total	4	0	1	0	0	0	0	0	0	5	5	92	0	6	0	0	0	0	0	0	98	98	

Project Number: **TSP12633**
 Project Name: **Hayes, Hillingdon**
 Survey Type: **Manual Classified Traffic Count**
 Site No: **4**
 Location: **Station Road/ Millington Road**
 Date: **19 April 2016, Tuesday**



Time	C - A										C - B											
	CAR	TAXI	LGV	OGV 1	OGV 2	BUS	COACH	MCY	PCY	TOTAL	TOTAL (PCU)	CAR	TAXI	LGV	OGV 1	OGV 2	BUS	COACH	MCY	PCY	TOTAL	TOTAL (PCU)
07:00	51		13			11		1	2	78	86.8										0	0
07:15	56		11	2	2	6		1	1	79	87.2	1									1	1
07:30	53	1	10	1		11	1	2		79	90.3	1									1	1
07:45	58		5	1	1	10		1		76	87.2	2									2	2
H/Total	218	1	39	4	3	38	1	5	3	312	351.5	4	0	0	0	0	0	0	0	0	4	4
08:00	69		17	2		9			3	100	107.6	1									1	1
08:15	68		14			9		1	1	93	100.6										0	0
08:30	70		8	1	1	9		1	1	91	100.4										0	0
08:45	80		6	1		10	2			99	111.5	1									1	1
H/Total	287	0	45	4	1	37	2	2	5	383	420.1	2	0	0	0	0	0	0	0	0	2	2
09:00	44	1	11	1	1	10	1			69	81.8										0	0
09:15	50		12	2		9		1	1	75	83.6	1									1	1
09:30	47	1	11	4	1	8	1	1	1	75	85.9										0	0
09:45	37		8		2	6				53	61.6										0	0
H/Total	178	2	42	7	4	33	2	2	2	272	312.9	1	0	0	0	0	0	0	0	0	1	1
Total	683	3	126	15	8	108	5	9	10	967	1084.5	7	0	0	0	0	0	0	0	0	7	7

Time	C - A										C - B											
	CAR	TAXI	LGV	OGV 1	OGV 2	BUS	COACH	MCY	PCY	TOTAL	TOTAL (PCU)	CAR	TAXI	LGV	OGV 1	OGV 2	BUS	COACH	MCY	PCY	TOTAL	TOTAL (PCU)
16:00	57	1	10			7	1	3		80	87.5										0	0
16:15	68		10			8	1		1	88	96.2										0	0
16:30	83		11	1		9		2		106	114.3										0	0
16:45	61		8			5			2	76	79.4										0	0
H/Total	269	1	39	1	1	29	2	5	3	350	377.4	0	0	0	0	0	0	0	0	0	0	0
17:00	57		10			10	1	2	1	81	90			1					1		2	1.4
17:15	73		5	1		8		2	1	90	96.5										0	0
17:30	80		7			10	1			98	109										0	0
17:45	94		6	1		8			3	112	118.1										0	0
H/Total	304	0	28	2	0	36	2	4	5	381	413.6	0	0	1	0	0	0	0	1	0	2	1.4
18:00	72		5	1		5	1	1	1	86	91.1	1									1	1
18:15	89		13	1		7	1	1		112	119.9	1		1							2	2
18:30	68		7	2		11		2	1	91	101										0	0
18:45	79		5	1		7		1	2	95	100.3										0	0
H/Total	308	0	30	5	0	30	2	5	4	384	412.3	2	0	1	0	0	0	0	0	0	3	3
Total	881	1	97	8	1	95	6	14	12	1115	1203.3	2	0	2	0	0	0	0	1	0	5	4.4

Project Number: **TSP12633**
 Project Name: **Hayes, Hillingdon**
 Survey Type: **Manual Classified Traffic Count**
 Site No: **4**
 Location: **Station Road/ Millington Road**
 Date: **19 April 2016, Tuesday**



Time	C - C										C - D											
	CAR	TAXI	LGV	OGV 1	OGV 2	BUS	COACH	MCY	PCY	TOTAL	TOTAL (PCU)	CAR	TAXI	LGV	OGV 1	OGV 2	BUS	COACH	MCY	PCY	TOTAL	TOTAL (PCU)
07:00	1									1	1	19		1							20	20
07:15										0	0	9		3							12	12
07:30										0	0	23		1						1	25	24.2
07:45										0	0	26									27	26.4
H/Total	1	0	0	0	0	0	0	0	0	1	1	77	0	5	0	0	0	0	1	1	84	82.6
08:00										0	0	32	1		1					1	35	34.7
08:15										0	0	29		1							30	30
08:30										0	0	31		1							32	32
08:45										0	0	47		1					1	2	51	48.8
H/Total	0	0	0	0	0	0	0	0	0	0	0	139	1	3	1	0	0	0	1	3	148	145.5
09:00										0	0	27		2	2					2	33	32.4
09:15										0	0	15				1					16	17.3
09:30										0	0	21		1					1		23	22.4
09:45										0	0	21									21	21
H/Total	0	0	0	0	0	0	0	0	0	0	0	84	0	3	2	1	0	0	1	2	93	93.1
Total	1	0	0	0	0	0	0	0	0	1	1	300	1	11	3	1	0	0	3	6	325	321.2

Time	C - C										C - D											
	CAR	TAXI	LGV	OGV 1	OGV 2	BUS	COACH	MCY	PCY	TOTAL	TOTAL (PCU)	CAR	TAXI	LGV	OGV 1	OGV 2	BUS	COACH	MCY	PCY	TOTAL	TOTAL (PCU)
16:00										0	0	19		2						1	22	21.4
16:15										0	0	26									26	26
16:30										0	0	21		2							23	23
16:45										0	0	27		5		1					33	34.3
H/Total	0	0	0	0	0	0	0	0	0	0	0	93	0	9	0	1	0	0	1	0	104	104.7
17:00										0	0	21		1					1	1	24	22.6
17:15										0	0	24		5	1						30	30.5
17:30										0	0	29		5							34	34
17:45										0	0	32		3							35	35
H/Total	0	0	0	0	0	0	0	0	0	0	0	106	0	14	1	0	0	0	1	1	123	122.1
18:00										0	0	21		4						1	26	25.2
18:15										0	0	32	1	7	1				1		42	41.9
18:30										0	0	19		3					1		23	22.4
18:45										0	0	29	1	2							32	32
H/Total	0	0	0	0	0	0	0	0	0	0	0	101	2	16	1	0	0	0	2	1	123	121.5
Total	0	0	0	0	0	0	0	0	0	0	0	300	2	39	2	1	0	0	4	2	350	348.3

Project Number: **TSP12633**
 Project Name: **Hayes, Hillingdon**
 Survey Type: **Manual Classified Traffic Count**
 Site No: **4**
 Location: **Station Road/ Millington Road**
 Date: **19 April 2016, Tuesday**



Time	D - A										D - B											
	CAR	TAXI	LGV	OGV 1	OGV 2	BUS	COACH	MCY	PCY	TOTAL	TOTAL (PCU)	CAR	TAXI	LGV	OGV 1	OGV 2	BUS	COACH	MCY	PCY	TOTAL	TOTAL (PCU)
07:00	5					2				7	9	6		2							8	8
07:15	6		2			2				10	12	3									4	5
07:30	5		2			2				9	11	5					1				6	6
07:45	7		1	1	1	1				11	13.8	13									13	13
H/Total	23	0	5	1	1	7	0	0	0	37	45.6	27	0	3	0	0	1	0	0	0	31	32
08:00	4		1			1	1			7	9	9		2							11	11
08:15	9		2			2	1			13	15	12		1							13	13
08:30	9		1			1				11	12	9		1							10	10
08:45	6		1	1		1				9	10.5	17									17	17
H/Total	28	0	5	1	0	5	1	0	0	40	46.5	47	0	4	0	0	0	0	0	0	51	51
09:00	7			1		1				9	10.5	8									8	8
09:15	7		1	2		2				12	15	1									1	1
09:30	10		1		1	1				13	15.3	4									4	4
09:45	15		2			1				18	19	3		1							4	4
H/Total	39	0	4	3	1	5	0	0	0	52	59.8	16	0	1	0	0	0	0	0	0	17	17
Total	90	0	14	5	2	17	1	0	0	129	152.1	90	0	8	0	0	1	0	0	0	99	100

Time	D - A										D - B											
	CAR	TAXI	LGV	OGV 1	OGV 2	BUS	COACH	MCY	PCY	TOTAL	TOTAL (PCU)	CAR	TAXI	LGV	OGV 1	OGV 2	BUS	COACH	MCY	PCY	TOTAL	TOTAL (PCU)
16:00	19		1	1		2				23	25.5	16		1							17	17
16:15	11		2			2				15	17	13									13	13
16:30	15			1		2				18	20.5	20									20	20
16:45	9		1			1				11	12	9		1							10	10
H/Total	54	0	4	2	0	7	0	0	0	67	75	58	0	2	0	0	0	0	0	0	60	60
17:00	24			2		1		1		28	29.4	18		2							20	20
17:15	21		1			1				23	24	18		2					1		21	20.4
17:30	31		1			2				34	36	13									13	13
17:45	17		2			1				20	21	15		3							18	18
H/Total	93	0	4	2	0	5	0	1	0	105	110.4	64	0	7	0	0	0	1	0	0	72	71.4
18:00	24		4			1				29	30	19		3							22	22
18:15	24		3			1				28	29	11									11	11
18:30	12		4			1				17	18	8		2							10	10
18:45	20					2				22	24	14									14	14
H/Total	80	0	11	0	0	5	0	0	0	96	101	52	0	5	0	0	0	0	0	0	57	57
Total	227	0	19	4	0	17	0	1	0	268	286.4	174	0	14	0	0	0	1	0	0	189	188.4

Project Number: **TSP12633**
 Project Name: **Hayes, Hillingdon**
 Survey Type: **Manual Classified Traffic Count**
 Site No: **4**
 Location: **Station Road/ Millington Road**
 Date: **19 April 2016, Tuesday**



Time	From A										To A											
	CAR	TAXI	LGV	OGV 1	OGV 2	BUS	COACH	MCY	PCY	TOTAL	TOTAL (PCU)	CAR	TAXI	LGV	OGV 1	OGV 2	BUS	COACH	MCY	PCY	TOTAL	TOTAL (PCU)
07:00	97	0	17	3	0	9	0	0	1	127	136.7	62	0	13	0	0	13	0	1	2	91	101.8
07:15	105	0	14	0	0	9	1	3	3	135	140.8	66	0	14	2	2	8	0	1	1	94	104.2
07:30	102	1	12	2	0	9	6	2	3	137	149.4	62	1	12	1	0	13	1	2	0	92	105.3
07:45	126	1	21	1	0	12	1	1	0	163	175.9	71	0	6	2	2	11	0	1	0	93	107
H/Total	430	2	64	6	0	39	8	6	7	562	602.8	261	1	45	5	4	45	1	5	3	370	418.3
08:00	128	0	18	2	0	11	1	1	3	164	174	87	0	19	2	0	10	1	0	3	122	131.6
08:15	121	1	17	2	2	10	0	0	1	154	166.8	85	0	16	0	0	11	0	1	1	114	123.6
08:30	123	1	17	4	2	8	0	1	1	157	168.2	91	0	9	1	1	10	0	2	1	115	124.8
08:45	105	1	12	0	0	11	1	0	0	130	142	96	0	9	2	0	11	2	0	0	120	134
H/Total	477	3	64	8	4	40	2	2	5	605	651	359	0	53	5	1	42	3	3	5	471	514
09:00	78	1	17	2	0	8	1	1	2	110	117.8	63	1	14	2	1	11	1	0	0	93	107.3
09:15	72	1	16	4	1	13	2	1	1	111	127.9	61	0	14	4	0	11	0	1	1	92	103.6
09:30	65	0	16	2	0	8	0	0	0	91	100	59	1	12	4	2	9	1	1	1	90	103.2
09:45	74	0	13	2	1	13	2	1	0	106	122.7	57	0	10	0	2	7	0	0	0	76	85.6
H/Total	289	2	62	10	2	42	5	3	3	418	468.4	240	2	50	10	5	38	2	2	2	351	399.7
Total	1196	7	190	24	6	121	15	11	15	1585	1722.2	860	3	148	20	10	125	6	10	10	1192	1332

Time	From A										To A											
	CAR	TAXI	LGV	OGV 1	OGV 2	BUS	COACH	MCY	PCY	TOTAL	TOTAL (PCU)	CAR	TAXI	LGV	OGV 1	OGV 2	BUS	COACH	MCY	PCY	TOTAL	TOTAL (PCU)
16:00	79	2	12	2	1	9	0	0	0	105	116.3	82	1	12	1	1	9	1	3	0	110	120
16:15	89	1	23	0	0	16	1	2	2	134	148.2	84	0	12	0	0	10	1	0	1	108	118.2
16:30	86	2	6	3	0	9	2	2	0	110	121.3	102	0	11	2	0	11	0	2	0	128	138.8
16:45	95	0	10	2	1	10	0	2	1	121	131.3	80	0	9	0	0	6	0	0	2	97	101.4
H/Total	349	5	51	7	2	44	3	6	3	470	517.1	348	1	44	3	1	36	2	5	3	443	478.4
17:00	109	0	16	1	2	10	1	1	2	142	153.9	89	0	10	2	0	11	1	4	1	118	127.8
17:15	126	0	13	3	0	11	1	1	3	158	168.5	102	0	7	1	0	10	0	2	1	123	131.5
17:30	96	2	15	0	0	12	1	0	2	128	139.4	119	0	8	0	0	12	1	0	0	140	153
17:45	84	0	7	1	1	8	1	2	2	106	114	113	0	8	1	0	9	0	0	3	134	141.1
H/Total	415	2	51	5	3	41	4	4	9	534	575.8	423	0	33	4	0	42	2	6	5	515	553.4
18:00	85	0	6	0	0	9	1	0	1	102	111.2	105	0	9	1	0	6	1	1	1	124	130.1
18:15	97	0	14	1	0	8	0	4	0	124	130.1	117	0	16	1	0	8	1	1	0	144	152.9
18:30	91	0	4	1	1	12	0	0	2	111	123.2	87	0	12	2	0	12	0	2	2	117	127.2
18:45	80	0	7	1	1	10	1	2	1	103	113.8	106	0	6	1	0	9	0	1	2	125	132.3
H/Total	353	0	31	3	2	39	2	6	4	440	478.3	415	0	43	5	0	35	2	5	5	510	542.5
Total	1117	7	133	15	7	124	9	16	16	1444	1571.2	1186	1	120	12	1	113	6	16	13	1468	1574.3

Project Number: **TSP12633**
 Project Name: **Hayes, Hillingdon**
 Survey Type: **Manual Classified Traffic Count**
 Site No: **4**
 Location: **Station Road/ Millington Road**
 Date: **19 April 2016, Tuesday**



Time	From B										To B											
	CAR	TAXI	LGV	OGV 1	OGV 2	BUS	COACH	MCY	PCY	TOTAL	TOTAL (PCU)	CAR	TAXI	LGV	OGV 1	OGV 2	BUS	COACH	MCY	PCY	TOTAL	TOTAL (PCU)
07:00	8	0	1	0	0	0	0	0	0	9	9	21	0	7	1	0	1	0	0	0	30	31.5
07:15	5	0	2	0	0	0	0	0	0	7	7	8	0	1	0	0	1	1	0	0	11	13
07:30	7	0	1	0	0	0	0	0	0	8	8	10	0	2	1	0	1	0	0	0	14	15.5
07:45	12	0	0	0	0	0	0	0	0	12	12	21	0	0	1	0	2	0	0	0	24	26.5
H/Total	32	0	4	0	0	0	0	0	0	36	36	60	0	10	3	0	5	1	0	0	79	86.5
08:00	19	0	1	0	0	0	0	0	0	20	20	25	0	3	0	0	1	0	0	0	29	30
08:15	17	0	1	0	0	0	0	0	0	18	18	27	0	1	0	0	1	0	0	0	29	30
08:30	21	0	0	0	0	0	0	1	0	22	21.4	38	0	2	0	0	1	0	0	0	41	42
08:45	18	0	3	0	0	0	0	0	0	21	21	29	1	1	0	0	2	0	0	0	33	35
H/Total	75	0	5	0	0	0	0	1	0	81	80.4	119	1	7	0	0	5	0	0	0	132	137
09:00	23	0	3	0	0	0	0	0	0	26	26	14	0	6	0	0	1	0	0	1	22	22.2
09:15	8	0	1	0	0	0	0	0	0	9	9	9	0	2	0	0	0	1	1	0	13	13.4
09:30	4	0	1	0	0	0	0	0	0	5	5	13	0	3	0	0	2	0	0	0	18	20
09:45	6	0	0	0	0	0	0	0	0	6	6	16	0	4	0	0	3	0	0	0	23	26
H/Total	41	0	5	0	0	0	0	0	0	46	46	52	0	15	0	0	6	1	1	1	76	81.6
Total	148	0	14	0	0	0	0	1	0	163	162.4	231	1	32	3	0	16	2	1	1	287	305.1

Time	From B										To B											
	CAR	TAXI	LGV	OGV 1	OGV 2	BUS	COACH	MCY	PCY	TOTAL	TOTAL (PCU)	CAR	TAXI	LGV	OGV 1	OGV 2	BUS	COACH	MCY	PCY	TOTAL	TOTAL (PCU)
16:00	13	0	2	0	0	0	0	0	0	15	15	24	0	1	0	0	0	0	0	0	25	25
16:15	13	0	0	0	0	0	0	0	0	13	13	21	0	5	0	0	2	1	0	1	30	32.2
16:30	11	0	0	0	0	0	0	0	0	11	11	31	0	0	0	0	1	0	0	0	32	33
16:45	13	0	0	0	0	0	0	0	0	13	13	18	0	2	0	0	3	0	0	0	23	26
H/Total	50	0	2	0	0	0	0	0	0	52	52	94	0	8	0	0	6	1	0	1	110	116.2
17:00	18	0	1	0	0	0	0	1	0	20	19.4	33	0	6	0	0	1	0	1	0	41	41.4
17:15	18	0	1	0	0	1	0	0	0	20	21	33	0	2	1	0	2	0	1	2	41	41.3
17:30	14	0	0	0	0	0	0	0	0	14	14	23	0	0	0	0	1	0	0	2	26	25.4
17:45	9	0	2	0	0	0	0	0	0	11	11	29	0	4	0	0	1	0	0	0	34	35
H/Total	59	0	4	0	0	1	0	1	0	65	65.4	118	0	12	1	0	5	0	2	4	142	143.1
18:00	18	0	2	0	0	0	0	0	0	20	20	30	0	4	0	0	1	0	0	0	35	36
18:15	15	0	1	0	0	0	0	0	0	16	16	29	0	1	0	0	0	0	1	0	31	30.4
18:30	17	0	1	0	0	0	0	0	1	19	18.2	13	0	2	0	0	2	0	0	2	19	19.4
18:45	15	0	1	0	0	0	0	0	0	16	16	24	0	2	0	0	1	0	0	1	28	28.2
H/Total	65	0	5	0	0	0	0	1	1	71	70.2	96	0	9	0	0	4	0	1	3	113	114
Total	174	0	11	0	0	1	0	1	1	188	187.6	308	0	29	1	0	15	1	3	8	365	373.3

Project Number: **TSP12633**
 Project Name: **Hayes, Hillingdon**
 Survey Type: **Manual Classified Traffic Count**
 Site No: **4**
 Location: **Station Road/ Millington Road**
 Date: **19 April 2016, Tuesday**



Time	From C										To C											
	CAR	TAXI	LGV	OGV 1	OGV 2	BUS	COACH	MCY	PCY	TOTAL	TOTAL (PCU)	CAR	TAXI	LGV	OGV 1	OGV 2	BUS	COACH	MCY	PCY	TOTAL	TOTAL (PCU)
07:00	71	0	14	0	0	11	0	1	2	99	107.8	91	0	11	3	0	7	0	0	1	113	120.7
07:15	66	0	14	2	2	6	0	1	1	92	100.2	96	0	13	0	1	6	1	3	3	123	127.1
07:30	77	1	11	1	0	11	1	2	1	105	115.5	94	1	12	2	0	7	6	2	3	127	137.4
07:45	86	0	5	1	1	10	0	2	0	105	115.6	124	2	21	1	0	9	1	1	0	159	168.9
H/Total	300	1	44	4	3	38	1	6	4	401	439.1	405	3	57	6	1	29	8	6	7	522	554.1
08:00	102	1	17	3	0	9	0	0	4	136	143.3	117	0	20	2	1	7	1	0	3	151	158.9
08:15	97	0	15	0	0	9	0	1	1	123	130.6	104	1	16	2	1	8	0	0	1	133	142.5
08:30	101	0	9	1	1	9	0	1	1	123	132.4	103	1	17	3	1	7	0	1	1	134	142.4
08:45	128	0	7	1	0	10	2	1	2	151	161.3	92	0	12	0	0	7	1	0	0	112	120
H/Total	428	1	48	5	1	37	2	3	8	533	567.6	416	2	65	7	3	29	2	1	5	530	563.8
09:00	71	1	13	3	1	10	1	0	2	102	114.2	70	1	13	2	0	7	1	1	1	96	103.6
09:15	66	0	12	2	1	9	0	1	1	92	101.9	60	1	14	5	0	11	1	0	1	93	106.7
09:30	68	1	12	4	1	8	1	2	1	98	108.3	57	0	13	3	0	5	0	0	0	78	84.5
09:45	58	0	8	0	2	6	0	0	0	74	82.6	57	0	9	2	2	10	2	1	0	83	98
H/Total	263	2	45	9	5	33	2	3	4	366	407	244	2	49	12	2	33	4	2	2	350	392.8
Total	991	4	137	18	9	108	5	12	16	1300	1413.7	1065	7	171	25	6	91	14	9	14	1402	1510.7

Time	From C										To C											
	CAR	TAXI	LGV	OGV 1	OGV 2	BUS	COACH	MCY	PCY	TOTAL	TOTAL (PCU)	CAR	TAXI	LGV	OGV 1	OGV 2	BUS	COACH	MCY	PCY	TOTAL	TOTAL (PCU)
16:00	76	1	12	0	1	7	1	4	0	102	108.9	79	2	11	2	1	6	0	0	0	101	109.3
16:15	94	0	10	0	0	8	1	0	1	114	122.2	78	1	18	0	0	12	0	2	1	112	122
16:30	104	0	13	1	0	9	0	2	0	129	137.3	87	2	6	2	0	7	2	2	0	108	116.8
16:45	88	0	13	0	1	5	0	0	2	109	113.7	96	0	8	2	1	6	0	2	1	116	122.3
H/Total	362	1	48	1	2	29	2	6	3	454	482.1	340	5	43	6	2	31	2	6	2	437	470.4
17:00	78	0	12	0	0	10	1	4	2	107	114	111	0	15	1	0	8	1	1	2	139	146.3
17:15	97	0	10	2	0	8	0	2	1	120	127	123	0	10	2	0	7	1	1	1	145	152.6
17:30	109	0	12	0	0	10	1	0	0	132	143	101	1	19	0	1	9	1	1	3	136	144.3
17:45	126	0	9	1	0	8	0	0	3	147	153.1	85	0	8	1	1	7	1	2	3	108	114.2
H/Total	410	0	43	3	0	36	2	6	6	506	537.1	420	1	52	4	2	31	4	5	9	528	557.4
18:00	94	0	9	1	0	5	1	1	2	113	117.3	80	0	6	0	1	6	1	1	1	96	102.9
18:15	122	1	21	2	0	7	1	2	0	156	163.8	102	0	15	1	0	7	0	3	1	129	133.9
18:30	87	0	10	2	0	11	0	3	1	114	123.4	77	0	7	1	1	9	0	1	0	96	106.2
18:45	108	1	7	1	0	7	0	1	2	127	132.3	78	0	6	0	1	8	1	2	0	96	105.1
H/Total	411	2	47	6	0	30	2	7	5	510	536.8	337	0	34	2	3	30	2	7	2	417	448.1
Total	1183	3	138	10	2	95	6	19	14	1470	1556	1097	6	129	12	7	92	8	18	13	1382	1475.9

Project Number: **TSP12633**
 Project Name: **Hayes, Hillingdon**
 Survey Type: **Manual Classified Traffic Count**
 Site No: **4**
 Location: **Station Road/ Millington Road**
 Date: **19 April 2016, Tuesday**



Time	From D										To D											
	CAR	TAXI	LGV	OGV 1	OGV 2	BUS	COACH	MCY	PCY	TOTAL	TOTAL (PCU)	CAR	TAXI	LGV	OGV 1	OGV 2	BUS	COACH	MCY	PCY	TOTAL	TOTAL (PCU)
07:00	28	0	3	1	0	2	0	0	0	34	36.5	30	0	4	0	0	1	0	0	0	35	36
07:15	16	0	2	0	1	2	1	0	0	22	25.3	22	0	4	0	0	2	0	0	0	28	30
07:30	20	0	6	1	0	2	0	0	0	29	31.5	40	0	4	0	0	1	0	0	1	46	46.2
07:45	35	1	3	2	1	1	0	0	0	43	46.3	43	0	2	0	0	1	0	1	0	47	47.4
H/Total	99	1	14	4	2	7	1	0	0	128	140.6	135	0	14	0	0	5	0	1	1	156	159.6
08:00	31	0	7	0	1	1	1	0	0	41	44.3	51	1	1	1	0	3	0	1	1	59	61.1
08:15	36	0	5	0	0	2	0	0	0	43	45	55	0	5	0	1	1	0	0	0	62	64.3
08:30	40	1	6	0	0	1	0	0	0	48	49	53	1	4	1	1	0	0	0	0	60	61.8
08:45	34	0	2	1	0	1	0	0	0	38	39.5	68	0	2	0	0	2	0	1	2	75	74.8
H/Total	141	1	20	1	1	5	1	0	0	170	177.8	227	2	12	2	2	6	0	2	3	256	262
09:00	28	0	3	1	0	1	0	0	0	33	34.5	53	0	3	2	0	0	0	0	2	60	59.4
09:15	18	0	2	3	0	2	0	0	0	25	28.5	34	0	1	0	2	2	0	0	0	39	43.6
09:30	22	0	3	1	1	1	0	0	0	28	30.8	30	0	4	0	0	1	0	1	0	36	36.4
09:45	32	0	3	0	1	1	0	0	0	37	39.3	40	0	1	0	0	0	0	0	0	41	41
H/Total	100	0	11	5	2	5	0	0	0	123	133.1	157	0	9	2	2	3	0	1	2	176	180.4
Total	340	2	45	10	5	17	2	0	0	421	451.5	519	2	35	4	4	14	0	4	6	588	602

Time	From D										To D											
	CAR	TAXI	LGV	OGV 1	OGV 2	BUS	COACH	MCY	PCY	TOTAL	TOTAL (PCU)	CAR	TAXI	LGV	OGV 1	OGV 2	BUS	COACH	MCY	PCY	TOTAL	TOTAL (PCU)
16:00	65	0	3	1	0	2	0	0	0	71	73.5	48	0	5	0	0	3	0	1	0	57	59.4
16:15	44	0	2	0	0	2	0	0	0	48	50	57	0	0	0	0	2	0	0	0	59	61
16:30	61	0	0	1	0	2	0	0	0	64	66.5	42	0	2	1	0	1	0	0	0	46	47.5
16:45	47	0	5	0	0	1	0	1	0	54	54.4	49	0	9	0	1	1	0	1	0	61	62.7
H/Total	217	0	10	2	0	7	0	1	0	237	244.4	196	0	16	1	1	7	0	2	0	223	230.6
17:00	82	0	5	2	0	1	0	1	0	91	92.4	54	0	3	0	2	1	0	1	1	62	64.2
17:15	66	0	3	0	0	1	0	1	0	71	71.4	49	0	8	1	0	2	0	0	0	60	62.5
17:30	79	0	8	0	1	2	0	1	3	94	94.3	55	1	8	0	0	2	0	0	0	66	68
17:45	71	0	7	0	0	1	0	0	1	80	80.2	63	0	5	0	0	0	0	0	0	68	68
H/Total	298	0	23	2	1	5	0	3	4	336	338.3	221	1	24	1	2	5	0	1	1	256	262.7
18:00	68	0	10	0	1	1	0	1	0	81	82.7	50	0	8	0	0	2	0	0	1	61	62.2
18:15	68	0	7	0	0	1	0	0	1	77	77.2	54	1	11	1	0	1	0	1	0	69	69.9
18:30	37	0	9	0	0	1	0	1	0	48	48.4	55	0	3	0	0	1	0	1	0	60	60.4
18:45	63	0	2	0	0	2	0	0	0	67	69	58	1	3	1	0	1	0	0	0	64	65.5
H/Total	236	0	28	0	1	5	0	2	1	273	277.3	217	2	25	2	0	5	0	2	1	254	258
Total	751	0	61	4	2	17	0	6	5	846	860	634	3	65	4	3	17	0	5	2	733	751.3

Project Number: **TSP12633**
 Project Name: **Hayes, Hillingdon**
 Survey Type: **Manual Classified Traffic Count**
 Site No: **4**
 Location: **Station Road/ Millington Road**
 Date: **19 April 2016, Tuesday**



Time	Whole Junction									TOTAL	TOTAL (PCU)
	CAR	TAXI	LGV	OGV 1	OGV 2	BUS	COACH	MCY	PCY		
07:00	204	0	35	4	0	22	0	1	3	269	290
07:15	192	0	32	2	3	17	2	4	4	256	274.3
07:30	206	2	30	4	0	22	7	4	4	279	304.4
07:45	259	2	29	4	2	23	1	3	0	323	349.8
H/Total	861	4	126	14	5	84	10	12	11	1127	1218.5
08:00	280	1	43	5	1	21	2	1	7	361	381.6
08:15	271	1	38	2	2	21	0	1	2	338	360.4
08:30	285	2	32	5	3	18	0	3	2	350	371
08:45	285	1	24	2	0	22	3	1	2	340	363.8
H/Total	1121	5	137	14	6	82	5	6	13	1389	1476.8
09:00	200	2	36	6	1	19	2	1	4	271	292.5
09:15	164	1	31	9	2	24	2	2	2	237	267.3
09:30	159	1	32	7	2	17	1	2	1	222	244.1
09:45	170	0	24	2	4	20	2	1	0	223	250.6
H/Total	693	4	123	24	9	80	7	6	7	953	1054.5
Total	2675	13	386	52	20	246	22	24	31	3469	3749.8

Peak Hours	Totals
07:00 08:00	1127
07:15 08:15	1219
07:30 08:30	1301
07:45 08:45	1372

08:00 09:00	1389
08:15 09:15	1299
08:30 09:30	1198
08:45 09:45	1070

09:00 10:00	953
-------------	-----

Time	Whole Junction									TOTAL	TOTAL (PCU)
	CAR	TAXI	LGV	OGV 1	OGV 2	BUS	COACH	MCY	PCY		
16:00	233	3	29	3	2	18	1	4	0	293	313.7
16:15	240	1	35	0	0	26	2	2	3	309	333.4
16:30	262	2	19	5	0	20	2	4	0	314	336.1
16:45	243	0	28	2	2	16	0	3	3	297	312.4
H/Total	978	6	111	10	4	80	5	13	6	1213	1295.6
17:00	287	0	34	3	2	21	2	7	4	360	379.7
17:15	307	0	27	5	0	21	1	4	4	369	387.9
17:30	298	2	35	0	1	24	2	1	5	368	390.7
17:45	290	0	25	2	1	17	1	2	6	344	358.3
H/Total	1182	2	121	10	4	83	6	14	19	1441	1516.6
18:00	265	0	27	1	1	15	2	2	3	316	331.2
18:15	302	1	43	3	0	16	1	6	1	373	387.1
18:30	232	0	24	3	1	24	0	4	4	292	313.2
18:45	266	1	17	2	1	19	1	3	3	313	331.1
H/Total	1065	2	111	9	3	74	4	15	11	1294	1362.6
Total	3225	10	343	29	11	237	15	42	36	3948	4174.8

Peak Hours	Totals
16:00 17:00	1213
16:15 17:15	1280
16:30 17:30	1340
16:45 17:45	1394

17:00 18:00	1441
17:15 18:15	1397
17:30 18:30	1401
17:45 18:45	1325

18:00 19:00	1294
-------------	------



Client: Odyssey Markides

Project Number: TSP12633

Project Name: Hayes, Hillingdon

Survey Type: Manual Classified Traffic Count

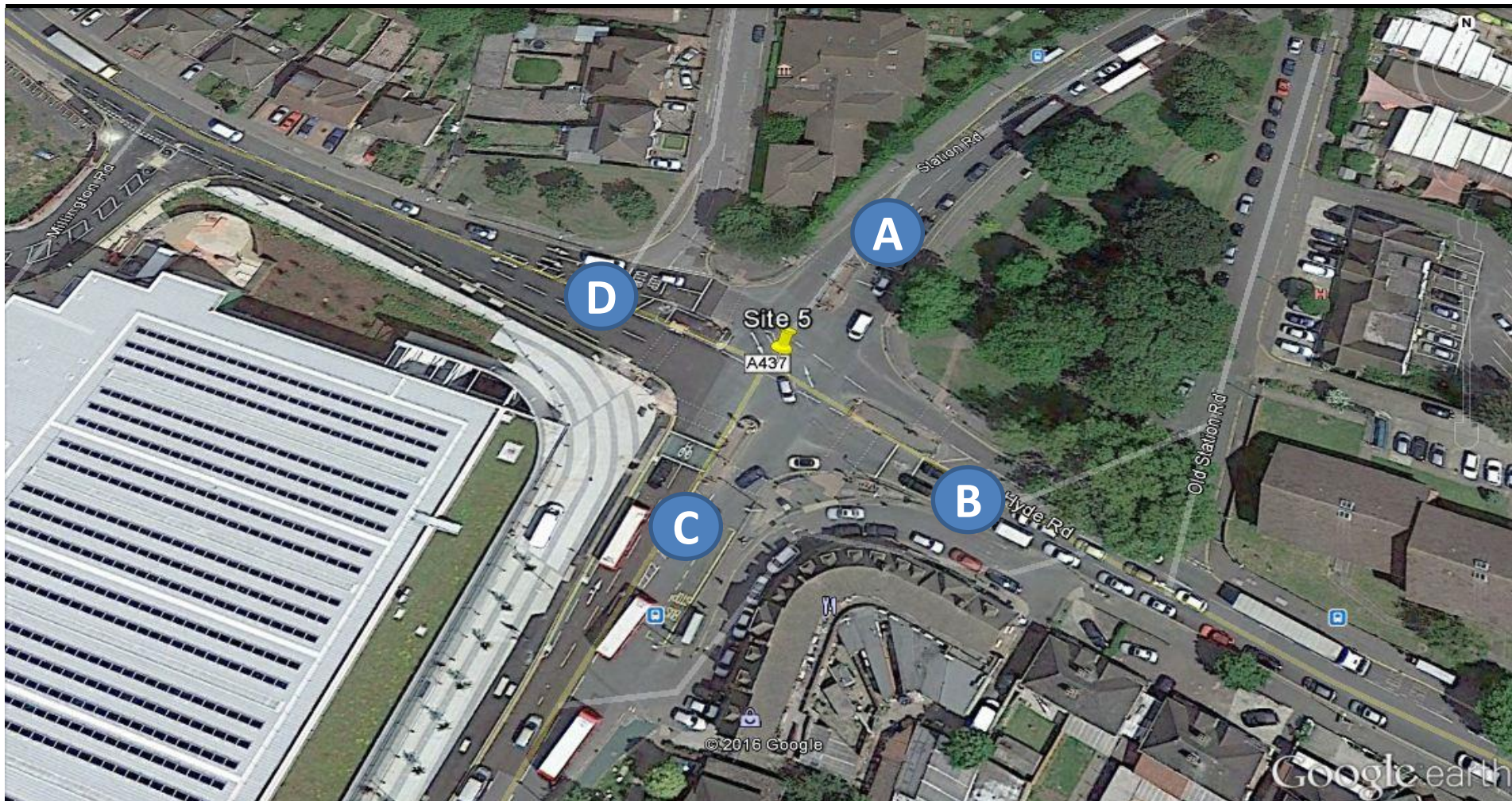
Survey Date: 19 April 2016

Survey Time: 07:00 - 10:00 and 16:00 - 19:00

Weather: Dry

Comments:

Project Number: TSP12633
Project Name: Hayes, Hillingdon
Survey Type: Manual Classified Traffic Count
Site No: 5
Location: Station Road/ N Hyde Road



Project Number: **TSP12633**
 Project Name: **Hayes, Hillingdon**
 Survey Type: **Manual Classified Traffic Count**
 Site No: **5**
 Location: **Station Road/ N Hyde Road**
 Date: **19 April 2016, Tuesday**



Time	A - A										A - B											
	CAR	TAXI	LGV	OGV 1	OGV 2	BUS	COACH	MCY	PCY	TOTAL	TOTAL (PCU)	CAR	TAXI	LGV	OGV 1	OGV 2	BUS	COACH	MCY	PCY	TOTAL	TOTAL (PCU)
07:00										0	0	11		4		1					16	17
07:15										0	0	15		4	2	2					23	26
07:30										0	0	14	1	8		1					24	25
07:45										0	0	13		6	1	1					21	22.5
H/Total	0	0	0	0	0	0	0	0	0	0	0	53	1	22	3	0	5	0	0	0	84	90.5
08:00										0	0	9		12	1	1					23	24.5
08:15										0	0	13		2		1					17	19.3
08:30										0	0	26		10	2	2					40	43
08:45										0	0	18		4		1					23	24
H/Total	0	0	0	0	0	0	0	0	0	0	0	66	0	28	3	1	5	0	0	0	103	110.8
09:00										0	0	18		5	1						24	24.5
09:15										0	0	18		6	1		3				28	31.5
09:30										0	0	13		2		1	1		1		18	19.7
09:45										0	0	13		5	1	1	2				22	25.8
H/Total	0	0	0	0	0	0	0	0	0	0	0	62	0	18	3	2	6	0	1	0	92	101.5
Total	0	0	0	0	0	0	0	0	0	0	0	181	1	68	9	3	16	0	1	0	279	302.8

Time	A - A										A - B											
	CAR	TAXI	LGV	OGV 1	OGV 2	BUS	COACH	MCY	PCY	TOTAL	TOTAL (PCU)	CAR	TAXI	LGV	OGV 1	OGV 2	BUS	COACH	MCY	PCY	TOTAL	TOTAL (PCU)
16:00										0	0	16		7		2					25	27
16:15										0	0	16		7		1			1		27	30
16:30										0	0	19		6	1	1			1		28	28.9
16:45										0	0	16		3	1	1					21	22.5
H/Total	0	0	0	0	0	0	0	0	0	0	0	67	0	23	2	5	0	2	0	0	101	108.4
17:00										0	0	14		4		2			2	1	23	23
17:15	1									1	1	21		5		1			1		28	28.4
17:30										0	0	21		3		1			1		26	26.4
17:45										0	0	29				1					30	31
H/Total	1	0	0	0	0	0	0	0	0	1	1	85	0	12	0	0	5	0	4	1	107	108.8
18:00										0	0	19		4		2					25	27
18:15										0	0	18		2		1					21	22
18:30	1									1	1	17		2		3					22	25
18:45										0	0	18		3	1	2					24	26.5
H/Total	1	0	0	0	0	0	0	0	0	1	1	72	0	11	1	0	8	0	0	0	92	100.5
Total	2	0	0	0	0	0	0	0	0	2	2	224	0	46	3	2	18	0	6	1	300	317.7

Project Number: **TSP12633**
 Project Name: **Hayes, Hillingdon**
 Survey Type: **Manual Classified Traffic Count**
 Site No: **5**
 Location: **Station Road/ N Hyde Road**
 Date: **19 April 2016, Tuesday**



Time	A - C										A - D											
	CAR	TAXI	LGV	OGV 1	OGV 2	BUS	COACH	MCY	PCY	TOTAL	TOTAL (PCU)	CAR	TAXI	LGV	OGV 1	OGV 2	BUS	COACH	MCY	PCY	TOTAL	TOTAL (PCU)
07:00	36		6			9		1	1	52	60.2	2				1				3	4	
07:15	48		7			8	1	1	3	68	74	5		3		2				11	14.3	
07:30	49	1	7			8	5		2	72	83.4	8			1	1				10	12.3	
07:45	71		9	1		12	1	1		95	107.9	8				2				10	12	
H/Total	204	1	29	1	0	37	7	2	6	287	325.5	23	0	3	0	2	6	0	0	0	34	42.6
08:00	68		9	1		11	1		3	93	103.1	15		1		2			1	19	20.2	
08:15	53		9			10			1	73	82.2	18		2	1				1	23	23.7	
08:30	62		3	1		10		1	1	78	87.1	11		1				1	2	16	14.8	
08:45	53	1	6			11	1			72	84	11				1			1	13	13.2	
H/Total	236	1	27	2	0	42	2	1	5	316	356.4	55	0	4	1	0	5	0	1	5	71	71.9
09:00	30		4			6	1		1	42	48.2	5		1		3				9	12	
09:15	32		9	1		15	1		1	59	74.7	10		3	1	1				16	18.8	
09:30	24		7	2		10				43	54	6				1				7	8	
09:45	38		6	2	1	11	2	1		61	75.7	4		3		1		1	1	10	9.6	
H/Total	124	0	26	5	1	42	4	1	2	205	252.6	25	0	7	1	1	6	0	1	1	42	48.4
Total	564	2	82	8	1	121	13	4	13	808	934.5	103	0	14	2	3	17	0	2	6	147	162.9

Time	A - C										A - D											
	CAR	TAXI	LGV	OGV 1	OGV 2	BUS	COACH	MCY	PCY	TOTAL	TOTAL (PCU)	CAR	TAXI	LGV	OGV 1	OGV 2	BUS	COACH	MCY	PCY	TOTAL	TOTAL (PCU)
16:00	42	1	6			9				58	67	8		1		1				10	11	
16:15	37		13			14	1		1	66	80.2	6		1		1				8	9	
16:30	47	1	2	2		8	2			62	73	16		4	1	1				22	23.5	
16:45	42		3	1	1	13			1	61	75	7		3		1				11	12	
H/Total	168	2	24	3	1	44	3	0	2	247	295.2	37	0	9	1	0	4	0	0	0	51	55.5
17:00	58		6			9	1		2	76	84.4	12				2				14	16	
17:15	64		5	1		11	1	1		83	94.9	13				1				14	15	
17:30	49		4		1	12	1			67	81.3	19				1				20	21	
17:45	39		2			7	1	1	1	51	57.6	15				1				16	17	
H/Total	210	0	17	1	1	39	4	2	3	277	318.2	59	0	0	0	0	5	0	0	0	64	69
18:00	48		3			10	1			62	73	15		1		2		1		19	20.4	
18:15	55		3	1		8		1	1	69	76.1	20		1		1				22	23	
18:30	35		3	1		11			1	51	61.7	21				1		1		23	23.4	
18:45	43		3			10	1		4	61	68.8	15		1		2				18	20	
H/Total	181	0	12	2	0	39	2	1	6	243	279.6	71	0	3	0	0	6	0	2	0	82	86.8
Total	559	2	53	6	2	122	9	3	11	767	893	167	0	12	1	0	15	0	2	0	197	211.3

Project Number: **TSP12633**
 Project Name: **Hayes, Hillingdon**
 Survey Type: **Manual Classified Traffic Count**
 Site No: **5**
 Location: **Station Road/ N Hyde Road**
 Date: **19 April 2016, Tuesday**



Time	B - C										B - D											
	CAR	TAXI	LGV	OGV 1	OGV 2	BUS	COACH	MCY	PCY	TOTAL	TOTAL (PCU)	CAR	TAXI	LGV	OGV 1	OGV 2	BUS	COACH	MCY	PCY	TOTAL	TOTAL (PCU)
07:00	33		7	3					43	44.5	46		15	1	2			1		65	67.5	
07:15	30		2				1		34	34.2	46		9	6					1	63	66.2	
07:30	35		3	2			1		43	43.4	38		14	6	1	1		1	2	62	64.1	
07:45	29		9						38	38	61		13	1			1	1	3	80	78.5	
H/Total	127	0	21	5	0	0	2	0	3	158	160.1	191	0	51	14	3	1	1	3	6	270	276.3
08:00	37		6	1				1	45	44.9	48		19	3	3				3	76	79.6	
08:15	37	1	9	1	1				50	51	51	1	12	1	4			1	1	72	77.3	
08:30	36	1	5	2	1				45	47.3	61		19	6	3			2	3	94	97.3	
08:45	26		5						33	31.4	56	1	9	1	3				1	71	74.6	
H/Total	136	2	25	4	2	0	0	1	3	173	174.6	216	2	59	11	13	0	1	6	5	313	328.8
09:00	31	1	8					1	41	40.4	51		13	1						65	65.5	
09:15	28		3	2	1				34	36.3	36	1	15	4	2					58	62.6	
09:30	27		7						34	34	50		16	3	3					72	77.4	
09:45	28		2						30	30	44		17	4	2					67	71.6	
H/Total	114	1	20	2	1	0	0	1	0	139	140.7	181	1	61	12	7	0	0	0	262	277.1	
Total	377	3	66	11	3	0	2	2	6	470	475.4	588	3	171	37	23	1	2	9	11	845	882.2

Time	B - C										B - D											
	CAR	TAXI	LGV	OGV 1	OGV 2	BUS	COACH	MCY	PCY	TOTAL	TOTAL (PCU)	CAR	TAXI	LGV	OGV 1	OGV 2	BUS	COACH	MCY	PCY	TOTAL	TOTAL (PCU)
16:00	21		4	1	1				27	28.8	50		19	6	1				2	78	81.1	
16:15	24	1	6						32	31.4	53		12	3	1				2	71	72.6	
16:30	19	1	3					1	24	23.4	51		13	2	2			1		69	73.6	
16:45	32		7						39	39	58		18	2						78	79	
H/Total	96	2	20	1	1	0	0	2	0	122	122.6	212	0	62	13	4	0	1	4	0	296	306.3
17:00	36		4		2			1	43	45	36		15	1	2					54	57.1	
17:15	34		3						37	37	51		20	1					1	73	72.9	
17:30	32		7						39	39	63		9						3	75	73.2	
17:45	29		3	1				1	34	33.9	62		12	1				1	1	77	77.9	
H/Total	131	0	17	1	2	0	0	2	0	153	154.9	212	0	56	3	2	0	1	5	0	279	281.1
18:00	25								25	25	43	1	9	1					1	55	54.9	
18:15	19		5					3	27	25.2	56		8	2	1				3	70	70.5	
18:30	32		2						34	34	60		5						1	66	65.4	
18:45	24		2	1					27	27.5	53		10							63	63	
H/Total	100	0	9	1	0	0	0	3	0	113	111.7	212	1	32	3	1	0	0	5	0	254	253.8
Total	327	2	46	3	3	0	0	7	0	388	389.2	636	1	150	19	7	0	2	14	0	829	841.2

Project Number: **TSP12633**
 Project Name: **Hayes, Hillingdon**
 Survey Type: **Manual Classified Traffic Count**
 Site No: **5**
 Location: **Station Road/ N Hyde Road**
 Date: **19 April 2016, Tuesday**



Time	C - A										C - B											
	CAR	TAXI	LGV	OGV 1	OGV 2	BUS	COACH	MCY	PCY	TOTAL	TOTAL (PCU)	CAR	TAXI	LGV	OGV 1	OGV 2	BUS	COACH	MCY	PCY	TOTAL	TOTAL (PCU)
07:00	22		6			11		1	2	42	50.8	30		11							41	41
07:15	32		5	1		11		1		50	60.9	28		7	1	1					37	38.8
07:30	22	1	4			12	1	1		41	53.4	20		6							26	26
07:45	39		2	2		13		1	1	58	70.6	27		2	1	2					32	35.1
H/Total	115	1	17	3	0	47	1	4	3	191	235.7	105	0	26	2	3	0	0	0	0	136	140.9
08:00	48		12			10			1	71	80.2	23		7	2			1			33	35
08:15	41		7			9			1	58	66.2	28		3				1	1		32	31.4
08:30	60		6	1	1	11		1		80	92.2	25		5				1	1		31	30.4
08:45	46		6			10	2			64	76	33		4	1						38	38.5
H/Total	195	0	31	1	1	40	2	1	2	273	314.6	109	0	19	3	0	0	1	2	0	134	135.3
09:00	30		4		1	11	1			47	60.3	16	1	6							23	23
09:15	34		4			12		1	1	52	62.6	22		9	3						34	35.5
09:30	27		3	1	1	8	1	1	1	42	52.2	33	1	5	1	1					41	42.8
09:45	25		3		1	8				37	46.3	19		5	1	1					26	27.8
H/Total	116	0	14	1	3	39	2	2	1	178	221.4	90	2	25	5	2	0	0	0	0	124	129.1
Total	426	1	62	5	4	126	5	7	6	642	771.7	304	2	70	10	5	0	1	2	0	394	405.3

Time	C - A										C - B											
	CAR	TAXI	LGV	OGV 1	OGV 2	BUS	COACH	MCY	PCY	TOTAL	TOTAL (PCU)	CAR	TAXI	LGV	OGV 1	OGV 2	BUS	COACH	MCY	PCY	TOTAL	TOTAL (PCU)
16:00	36	1	6			10	1	1	1	57	67.9	38		5	1						47	45.7
16:15	34		4			8	1			47	56	22		5						2	27	27
16:30	50		5	2		11				68	80	44		7							53	51.8
16:45	42		4			8			2	56	62.4	33		3							36	36
H/Total	162	1	19	2	1	37	2	1	3	228	266.3	137	0	20	1	0	0	0	5	0	163	160.5
17:00	38		5	1		11	1		1	57	68.7	31		4	1				2		38	37.3
17:15	46		5			8				59	67	47		1					1		49	48.4
17:30	50		3			10	1			64	75	36		4							40	40
17:45	43		2			10			3	58	65.6	53		4							57	57
H/Total	177	0	15	1	0	39	2	0	4	238	276.3	167	0	13	1	0	0	0	3	0	184	182.7
18:00	53		3	1		7	1	1	1	67	74.1	36		4							40	40
18:15	51		9			9	1	1		71	80.4	43		3	1						47	47.5
18:30	42		4	1		12		2		61	72.3	44		6	1						51	51.5
18:45	50		2			9		1	1	63	70.6	45		1	2						48	49
H/Total	196	0	18	2	0	37	2	5	2	262	297.4	168	0	14	4	0	0	0	0	0	186	188
Total	535	1	52	5	1	113	6	6	9	728	840	472	0	47	6	0	0	0	8	0	533	531.2

Project Number: **TSP12633**
 Project Name: **Hayes, Hillingdon**
 Survey Type: **Manual Classified Traffic Count**
 Site No: **5**
 Location: **Station Road/ N Hyde Road**
 Date: **19 April 2016, Tuesday**



Time	C - C										C - D												
	CAR	TAXI	LGV	OGV 1	OGV 2	BUS	COACH	MCY	PCY	TOTAL	TOTAL (PCU)	CAR	TAXI	LGV	OGV 1	OGV 2	BUS	COACH	MCY	PCY	TOTAL	TOTAL (PCU)	
07:00										0	0	9									9	9	
07:15										0	0	7										11	12.3
07:30										0	0	12				1						15	15.5
07:45										0	0	9										10	10
H/Total	0	0	0	0	0	0	0	0	0	0	0	37	0	6	1	1	0	0	0	0	0	45	46.8
08:00										0	0	12									1	13	12.2
08:15										0	0	4									1	6	6
08:30										0	0	16										17	16.2
08:45										0	0	15			1	1						17	17.5
H/Total	0	0	0	0	0	0	0	0	0	0	0	47	0	3	1	0	0	0	0	0	2	53	51.9
09:00										0	0	12			5	1						18	18.5
09:15										0	0	9			1	1						11	11.5
09:30										0	0	9			4	1						14	14.5
09:45										0	0	8			1							9	9
H/Total	0	0	0	0	0	0	0	0	0	0	0	38	0	11	3	0	0	0	0	0	0	52	53.5
Total	0	0	0	0	0	0	0	0	0	0	0	122	0	20	5	1	0	0	0	0	2	150	152.2

Time	C - C										C - D												
	CAR	TAXI	LGV	OGV 1	OGV 2	BUS	COACH	MCY	PCY	TOTAL	TOTAL (PCU)	CAR	TAXI	LGV	OGV 1	OGV 2	BUS	COACH	MCY	PCY	TOTAL	TOTAL (PCU)	
16:00										0	0	10			1							11	11
16:15										0	0	13										13	13
16:30										0	0	13			1					1		15	14.4
16:45										0	0	15			2							17	17
H/Total	0	0	0	0	0	0	0	0	0	0	0	51	0	4	0	0	0	0	1	0	0	56	55.4
17:00										0	0	5			1							6	6
17:15										0	0	19			1	1						22	23.5
17:30										0	0	18			2							20	20
17:45										0	0	16			1							17	17
H/Total	0	0	0	0	0	0	0	0	0	0	0	58	0	5	1	0	1	0	0	0	0	65	66.5
18:00										0	0	19			1						1	21	20.2
18:15										0	0	18			3							21	21
18:30										0	0	13			1							14	14
18:45										0	0	18			1							19	19
H/Total	0	0	0	0	0	0	0	0	0	0	0	68	0	6	0	0	0	0	0	1	1	75	74.2
Total	0	0	0	0	0	0	0	0	0	0	0	177	0	15	1	0	1	0	1	1	1	196	196.1

Project Number: **TSP12633**
 Project Name: **Hayes, Hillingdon**
 Survey Type: **Manual Classified Traffic Count**
 Site No: **5**
 Location: **Station Road/ N Hyde Road**
 Date: **19 April 2016, Tuesday**



Time	D - A										D - B											
	CAR	TAXI	LGV	OGV 1	OGV 2	BUS	COACH	MCY	PCY	TOTAL	TOTAL (PCU)	CAR	TAXI	LGV	OGV 1	OGV 2	BUS	COACH	MCY	PCY	TOTAL	TOTAL (PCU)
07:00	2		1		1	1				5	7.3	46		10	3	2	3		3		67	72.3
07:15	4				1	1				6	8.3	47		18	1	1	3				70	74.8
07:30	6		1			1				8	9	48		20	1	3	2		1		75	80.8
07:45	6		2			1				9	10	49		19	1				3		72	70.7
H/Total	18	0	4	0	2	4	0	0	0	28	34.6	190	0	67	6	6	8	0	7	0	284	298.6
08:00	11		1			2				14	16	41	1	12	3	1			2		60	61.6
08:15	9					2				11	13	44		17	4				2	1	68	68
08:30	2				1	1				4	6.3	37		12	3	4			1		57	63.1
08:45	7									7	7	43		21	1	1				1	67	68
H/Total	29	0	1	0	1	5	0	0	0	36	42.3	165	1	62	11	6	0	0	5	2	252	260.7
09:00	6					2				8	10	37		15	2	3			1	1	59	62.5
09:15	4		2			1				7	8	34		10	2	2	1	1	1		51	56
09:30	6					2	1			9	12	35		24		3					63	66.3
09:45	3		2							5	5	44		14	5	2					65	70.1
H/Total	19	0	4	0	0	5	1	0	0	29	35	150	0	63	9	10	1	1	3	1	238	254.9
Total	66	0	9	0	3	14	1	0	0	93	111.9	505	1	192	26	22	9	1	15	3	774	814.2

Time	D - A										D - B											
	CAR	TAXI	LGV	OGV 1	OGV 2	BUS	COACH	MCY	PCY	TOTAL	TOTAL (PCU)	CAR	TAXI	LGV	OGV 1	OGV 2	BUS	COACH	MCY	PCY	TOTAL	TOTAL (PCU)
16:00	5									9	12	51		6	4	1					63	66.3
16:15	11		1	1		2	1			15	17.5	46	1	10	2	1			1		59	59.4
16:30	10					1				11	12	50		10	2	2	2		1	2	69	72.4
16:45	5		1			1				7	8	54		5	2	1			1	1	64	64.9
H/Total	31	0	3	1	0	6	1	0	0	42	49.5	201	1	31	10	4	2	0	3	3	255	263
17:00	8					1		1		10	10.4	50		14	3				3		70	69.7
17:15	10		1			2				13	15	70		5		1			3		79	78.5
17:30	8			1		1			1	11	11.7	57		7		3	1		3	1	72	74.3
17:45	4		1			1			1	7	7.2	60		10	2	1			2	1	76	76.3
H/Total	30	0	2	1	0	5	0	1	2	41	44.3	237	0	36	5	5	1	0	11	2	297	298.8
18:00	7		1			2			1	11	12.2	60		6		1			3		70	69.5
18:15	4		2			2				8	10	47		9	1				3		60	58.7
18:30	5					1				6	7	40		8	1	1				3	53	52.4
18:45	7					1				8	9	54		14		2			3	1	74	73.4
H/Total	23	0	3	0	0	6	0	0	1	33	38.2	201	0	37	2	2	2	0	9	4	257	254
Total	84	0	8	2	0	17	1	1	3	116	132	639	1	104	17	11	5	0	23	9	809	815.8

Project Number: **TSP12633**
 Project Name: **Hayes, Hillingdon**
 Survey Type: **Manual Classified Traffic Count**
 Site No: **5**
 Location: **Station Road/ N Hyde Road**
 Date: **19 April 2016, Tuesday**



Time	From A										To A											
	CAR	TAXI	LGV	OGV 1	OGV 2	BUS	COACH	MCY	PCY	TOTAL	TOTAL (PCU)	CAR	TAXI	LGV	OGV 1	OGV 2	BUS	COACH	MCY	PCY	TOTAL	TOTAL (PCU)
07:00	49	0	10	0	0	11	0	0	1	71	81.2	37	0	12	4	2	14	0	1	2	72	88.4
07:15	68	0	14	2	1	12	1	1	3	102	114.3	56	0	8	2	1	14	0	2	0	83	98.1
07:30	71	2	15	0	1	10	5	0	2	106	120.7	42	1	10	0	1	16	1	1	0	72	89.7
07:45	92	0	15	2	0	15	1	1	0	126	142.4	66	1	9	2	0	16	0	2	1	97	112
H/Total	280	2	54	4	2	48	7	2	6	405	458.6	201	2	39	8	4	60	1	6	3	324	388.2
08:00	92	0	22	2	0	14	1	0	4	135	147.8	77	0	20	2	0	13	1	0	1	114	128.2
08:15	84	0	13	1	1	12	0	0	2	113	125.2	64	0	13	2	0	12	0	0	1	92	104.2
08:30	99	0	14	3	0	13	0	2	3	134	144.9	86	0	12	2	2	14	1	2	0	119	136.4
08:45	82	1	10	0	0	13	1	0	1	108	121.2	70	0	9	2	0	11	2	0	0	94	108
H/Total	357	1	59	6	1	52	2	2	10	490	539.1	297	0	54	8	2	50	4	2	2	419	476.8
09:00	53	0	10	1	0	9	1	0	1	75	84.7	64	0	10	2	1	14	1	0	0	92	109.3
09:15	60	0	18	3	1	19	1	0	1	103	125.4	58	0	12	1	1	14	0	1	1	88	102.4
09:30	43	0	9	2	1	12	0	1	0	68	81.7	48	0	13	3	1	12	2	1	0	80	96.2
09:45	55	0	14	3	2	14	2	2	1	93	111.1	47	0	9	0	1	11	0	0	0	68	80.3
H/Total	211	0	51	9	4	54	4	3	3	339	402.5	217	0	44	6	4	51	3	2	1	328	388.2
Total	848	3	164	19	7	154	13	7	19	1234	1400.2	715	2	137	22	10	161	8	10	6	1071	1253.2

Time	From A										To A											
	CAR	TAXI	LGV	OGV 1	OGV 2	BUS	COACH	MCY	PCY	TOTAL	TOTAL (PCU)	CAR	TAXI	LGV	OGV 1	OGV 2	BUS	COACH	MCY	PCY	TOTAL	TOTAL (PCU)
16:00	66	1	14	0	0	12	0	0	0	93	105	60	1	13	0	1	14	2	1	1	93	108.9
16:15	59	0	21	0	2	16	1	1	1	101	119.2	61	0	10	3	0	11	1	0	0	86	99.5
16:30	82	1	12	4	0	10	2	1	0	112	125.4	68	0	9	2	0	13	0	1	0	93	106.4
16:45	65	0	9	2	1	15	0	0	1	93	109.5	63	0	8	0	0	10	0	0	2	83	91.4
H/Total	272	2	56	6	3	53	3	2	2	399	459.1	252	1	40	5	1	48	3	2	3	355	406.2
17:00	84	0	10	0	0	13	1	2	3	113	123.4	60	0	9	1	0	14	1	1	1	87	101.1
17:15	99	0	10	1	0	13	1	2	0	126	139.3	77	0	11	0	0	11	0	0	0	99	110
17:30	89	0	7	0	1	14	1	1	0	113	128.7	82	0	5	1	0	12	1	1	1	103	115.1
17:45	83	0	2	0	0	9	1	1	1	97	105.6	70	0	3	0	0	13	0	0	4	90	99.8
H/Total	355	0	29	1	1	49	4	6	4	449	497	289	0	28	2	0	50	2	2	6	379	426
18:00	82	0	8	0	0	14	1	1	0	106	120.4	76	0	10	1	0	9	1	1	2	100	108.3
18:15	93	0	6	1	0	10	0	1	1	112	121.1	78	0	16	1	0	13	1	2	0	111	124.3
18:30	74	0	5	1	0	15	0	1	1	97	111.1	70	0	6	2	0	14	0	2	0	94	107.8
18:45	76	0	7	1	0	14	1	0	4	103	115.3	78	0	4	0	0	12	0	1	1	96	106.6
H/Total	325	0	26	3	0	53	2	3	6	418	467.9	302	0	36	4	0	48	2	6	3	401	447
Total	952	2	111	10	4	155	9	11	12	1266	1424	843	1	104	11	1	146	7	10	12	1135	1279.2

Project Number: **TSP12633**
 Project Name: **Hayes, Hillingdon**
 Survey Type: **Manual Classified Traffic Count**
 Site No: **5**
 Location: **Station Road/ N Hyde Road**
 Date: **19 April 2016, Tuesday**



Time	From B										To B											
	CAR	TAXI	LGV	OGV 1	OGV 2	BUS	COACH	MCY	PCY	TOTAL	TOTAL (PCU)	CAR	TAXI	LGV	OGV 1	OGV 2	BUS	COACH	MCY	PCY	TOTAL	TOTAL (PCU)
07:00	82	0	27	8	3	2	0	1	0	133	142.3	87	0	25	3	2	4	0	3	0	124	130.3
07:15	96	0	14	7	0	3	1	1	2	124	129.3	90	0	29	4	2	5	0	0	0	130	139.6
07:30	87	0	22	8	2	3	1	1	4	128	134.8	82	1	34	1	3	3	0	1	0	125	131.8
07:45	111	1	27	1	0	2	1	2	3	148	147.9	89	0	27	3	2	1	0	3	0	125	128.3
H/Total	386	1	90	24	5	10	3	5	9	533	554.3	348	1	115	11	9	13	0	7	0	504	530
08:00	103	0	32	6	3	1	1	4	0	150	156.5	73	1	31	6	1	1	1	2	0	116	121.1
08:15	102	2	27	4	5	1	1	1	2	145	153.3	85	0	22	4	1	1	0	3	1	117	118.7
08:30	121	1	30	9	4	2	1	3	3	174	182.5	88	0	27	5	4	2	0	2	0	128	136.5
08:45	99	1	17	3	3	1	0	0	3	127	131	94	0	29	2	1	1	0	0	1	128	130.5
H/Total	425	4	106	22	15	5	3	8	8	596	623.3	340	1	109	17	7	5	1	7	2	489	506.8
09:00	110	1	27	3	0	1	0	1	0	143	144.9	71	1	26	3	3	0	0	1	1	106	110
09:15	84	1	24	7	4	1	0	0	0	121	130.7	74	0	25	6	2	4	1	1	0	113	123
09:30	92	0	33	5	3	2	0	0	0	135	143.4	81	1	31	1	5	1	0	2	0	122	128.8
09:45	91	0	23	4	2	3	0	0	0	123	130.6	76	0	24	7	4	2	0	0	0	113	123.7
H/Total	377	2	107	19	9	7	0	1	0	522	549.6	302	2	106	17	14	7	1	4	1	454	485.5
Total	1188	7	303	65	29	22	6	14	17	1651	1727.2	990	4	330	45	30	25	2	18	3	1447	1522.3

Time	From B										To B											
	CAR	TAXI	LGV	OGV 1	OGV 2	BUS	COACH	MCY	PCY	TOTAL	TOTAL (PCU)	CAR	TAXI	LGV	OGV 1	OGV 2	BUS	COACH	MCY	PCY	TOTAL	TOTAL (PCU)
16:00	90	0	29	7	2	2	0	2	0	132	138.9	105	1	18	5	1	2	0	3	0	135	139
16:15	93	1	23	5	1	1	0	3	0	127	130	84	0	22	2	2	1	0	2	0	113	116.4
16:30	78	1	20	2	2	1	1	2	0	107	111.4	113	0	23	3	2	3	0	4	2	150	153.1
16:45	106	0	28	2	0	1	0	0	0	137	139	103	0	11	3	1	1	0	1	1	121	123.4
H/Total	367	2	100	16	5	5	1	7	0	503	519.3	405	1	74	13	6	7	0	10	3	519	531.9
17:00	86	0	23	1	4	2	0	1	0	117	124.1	95	0	22	4	0	2	0	7	1	131	130
17:15	105	0	28	1	0	1	0	1	0	136	136.9	138	0	11	0	1	1	0	5	0	156	155.3
17:30	119	0	18	0	0	1	0	4	0	142	140.6	114	0	14	0	3	2	0	4	1	138	140.7
17:45	114	0	15	2	0	2	1	2	0	136	138.8	142	0	14	2	1	1	0	2	1	163	164.3
H/Total	424	0	84	4	4	6	1	8	0	531	540.4	489	0	61	6	5	6	0	18	3	588	590.3
18:00	84	1	15	1	0	0	0	1	0	102	101.9	115	0	14	0	1	2	0	3	0	135	136.5
18:15	98	0	18	3	1	2	0	7	0	129	129.6	108	0	14	2	0	1	0	3	0	128	128.2
18:30	114	0	9	1	0	1	0	1	0	126	126.9	101	0	16	2	1	3	0	0	3	126	128.9
18:45	98	0	14	1	0	2	0	0	0	115	117.5	117	0	18	3	0	4	0	3	1	146	148.9
H/Total	394	1	56	6	1	5	0	9	0	472	475.9	441	0	62	7	2	10	0	9	4	535	542.5
Total	1185	3	240	26	10	16	2	24	0	1506	1535.6	1335	1	197	26	13	23	0	37	10	1642	1664.7

Project Number: **TSP12633**
 Project Name: **Hayes, Hillingdon**
 Survey Type: **Manual Classified Traffic Count**
 Site No: **5**
 Location: **Station Road/ N Hyde Road**
 Date: **19 April 2016, Tuesday**



Time	From C										To C											
	CAR	TAXI	LGV	OGV 1	OGV 2	BUS	COACH	MCY	PCY	TOTAL	TOTAL (PCU)	CAR	TAXI	LGV	OGV 1	OGV 2	BUS	COACH	MCY	PCY	TOTAL	TOTAL (PCU)
07:00	61	0	17	0	0	11	0	1	2	92	100.8	79	0	16	3	0	9	0	1	1	109	118.1
07:15	67	0	15	2	2	11	0	1	0	98	112	88	0	9	0	0	9	2	1	4	113	120.2
07:30	54	1	12	1	0	12	1	1	0	82	94.9	92	1	13	2	0	8	6	0	4	126	137.8
07:45	75	0	5	3	2	13	0	1	1	100	115.7	111	0	19	1	0	12	1	1	0	145	157.9
H/Total	257	1	49	6	4	47	1	4	3	372	423.4	370	1	57	6	0	38	9	3	9	493	534
08:00	83	0	19	2	0	10	1	0	2	117	127.4	117	0	19	2	0	11	1	1	3	154	164
08:15	73	0	12	0	0	9	0	1	1	96	103.6	99	1	21	2	2	10	0	0	2	137	149
08:30	101	0	11	1	1	11	0	2	1	128	138.8	110	1	12	4	1	10	0	1	1	140	151.9
08:45	94	0	11	2	0	10	2	0	0	119	132	88	1	12	0	0	11	1	0	2	115	125.4
H/Total	351	0	53	5	1	40	3	3	4	460	501.8	414	3	64	8	3	42	2	2	8	546	590.3
09:00	58	1	15	1	1	11	1	0	0	88	101.8	67	1	15	2	0	6	1	1	1	94	100.6
09:15	65	0	14	4	0	12	0	1	1	97	109.6	67	0	14	4	2	15	1	1	1	105	124.2
09:30	69	1	12	3	2	8	1	1	0	97	109.5	54	0	16	2	0	10	0	0	0	82	93
09:45	52	0	9	1	2	8	0	0	0	72	83.1	73	0	10	2	1	11	2	1	0	100	114.7
H/Total	244	2	50	9	5	39	2	2	1	354	404	261	1	55	10	3	42	4	3	2	381	432.5
Total	852	3	152	20	10	126	6	9	8	1186	1329.2	1045	5	176	24	6	122	15	8	19	1420	1556.8

Time	From C										To C											
	CAR	TAXI	LGV	OGV 1	OGV 2	BUS	COACH	MCY	PCY	TOTAL	TOTAL (PCU)	CAR	TAXI	LGV	OGV 1	OGV 2	BUS	COACH	MCY	PCY	TOTAL	TOTAL (PCU)
16:00	84	1	12	1	1	10	1	4	1	115	124.6	75	1	12	2	1	9	0	0	0	100	111.3
16:15	69	0	9	0	0	8	1	0	0	87	96	70	1	20	0	0	14	1	2	1	109	122
16:30	107	0	13	2	0	11	0	3	0	136	146.2	72	2	5	3	0	8	2	2	0	94	104.3
16:45	90	0	9	0	0	8	0	0	2	109	115.4	84	0	12	2	1	13	0	0	1	113	127.5
H/Total	350	1	43	3	1	37	2	7	3	447	482.2	301	4	49	7	2	44	3	4	2	416	465.1
17:00	74	0	10	2	0	11	1	2	1	101	112	103	0	12	1	2	9	1	1	2	131	141.9
17:15	112	0	7	1	0	9	0	1	0	130	138.9	107	0	12	3	0	11	1	1	0	135	147.9
17:30	104	0	9	0	0	10	1	0	0	124	135	85	0	12	0	1	12	1	0	0	111	125.3
17:45	112	0	7	0	0	10	0	0	3	132	139.6	78	0	6	1	0	8	1	2	1	97	104.5
H/Total	402	0	33	3	0	40	2	3	4	487	525.5	373	0	42	5	3	40	4	4	3	474	519.6
18:00	108	0	8	1	0	7	1	1	2	128	134.3	82	0	4	0	0	10	1	0	0	97	108
18:15	112	0	15	1	0	9	1	1	0	139	148.9	81	0	9	1	0	8	0	4	1	104	109.3
18:30	99	0	11	2	0	12	0	2	0	126	137.8	76	0	5	1	1	11	0	0	1	95	107
18:45	113	0	4	2	0	9	0	1	1	130	138.6	77	0	7	1	1	10	1	0	4	101	110.6
H/Total	432	0	38	6	0	37	2	5	3	523	559.6	316	0	25	3	2	39	2	4	6	397	434.9
Total	1184	1	114	12	1	114	6	15	10	1457	1567.3	990	4	116	15	7	123	9	12	11	1287	1419.6

Project Number: **TSP12633**
 Project Name: **Hayes, Hillingdon**
 Survey Type: **Manual Classified Traffic Count**
 Site No: **5**
 Location: **Station Road/ N Hyde Road**
 Date: **19 April 2016, Tuesday**



Time	From D										To D											
	CAR	TAXI	LGV	OGV 1	OGV 2	BUS	COACH	MCY	PCY	TOTAL	TOTAL (PCU)	CAR	TAXI	LGV	OGV 1	OGV 2	BUS	COACH	MCY	PCY	TOTAL	TOTAL (PCU)
07:00	58	0	14	3	3	4	0	4	0	86	93	57	0	15	1	2	1	0	1	0	77	80.5
07:15	61	0	18	1	2	5	0	0	0	87	95.1	58	0	15	6	2	3	0	0	1	85	92.8
07:30	62	0	24	1	3	3	0	1	0	94	100.8	58	0	16	7	2	1	0	1	2	87	91.9
07:45	66	0	22	1	0	1	0	3	0	93	92.7	78	0	14	1	0	2	1	1	3	100	100.5
H/Total	247	0	78	6	8	13	0	8	0	360	381.6	251	0	60	15	6	7	1	3	6	349	365.7
08:00	64	1	17	3	1	2	0	2	0	90	93.6	75	0	20	3	3	2	0	3	2	108	112
08:15	62	0	20	5	1	2	0	2	1	93	96.8	73	1	16	2	4	1	1	1	2	101	107
08:30	51	0	16	4	5	1	0	1	0	78	86.9	88	0	20	6	3	1	0	3	6	127	128.3
08:45	59	0	22	1	1	0	0	0	1	84	85	82	1	10	2	3	1	0	0	2	101	105.3
H/Total	236	1	75	13	8	5	0	5	2	345	362.3	318	2	66	13	13	5	1	7	12	437	452.6
09:00	49	0	18	4	3	2	0	1	1	78	84.5	68	0	19	2	0	3	0	0	0	92	96
09:15	45	0	14	3	3	2	1	2	0	70	77.2	55	1	19	6	3	1	0	0	0	85	92.9
09:30	44	0	26	0	3	2	1	1	0	77	83.3	65	0	20	4	3	1	0	0	0	93	99.9
09:45	54	0	18	5	2	0	0	0	0	79	84.1	56	0	21	4	2	1	0	1	1	86	90.2
H/Total	192	0	76	12	11	6	2	4	1	304	329.1	244	1	79	16	8	6	0	1	1	356	379
Total	675	1	229	31	27	24	2	17	3	1009	1073	813	3	205	44	27	18	2	11	19	1142	1197.3

Time	From D										To D											
	CAR	TAXI	LGV	OGV 1	OGV 2	BUS	COACH	MCY	PCY	TOTAL	TOTAL (PCU)	CAR	TAXI	LGV	OGV 1	OGV 2	BUS	COACH	MCY	PCY	TOTAL	TOTAL (PCU)
16:00	68	1	9	5	1	2	1	0	0	87	93.8	68	0	21	6	1	1	0	2	0	99	103.1
16:15	66	0	12	3	0	2	0	2	0	85	87.3	72	0	13	3	1	1	0	2	0	92	94.6
16:30	66	0	10	3	2	3	0	2	2	88	92.3	80	0	18	3	2	1	1	1	0	106	111.5
16:45	69	0	8	3	1	1	0	1	1	84	86.4	80	0	23	2	0	1	0	0	0	106	108
H/Total	269	1	39	14	4	8	1	5	3	344	359.8	300	0	75	14	4	4	1	5	0	403	417.2
17:00	67	0	16	4	0	1	0	4	0	92	92.6	53	0	16	1	2	2	0	0	0	74	79.1
17:15	89	0	10	2	1	2	0	3	0	107	109.5	83	0	21	2	0	2	0	1	0	109	111.4
17:30	69	0	8	1	3	2	0	3	2	88	91	100	0	11	0	0	1	0	3	0	115	114.2
17:45	74	0	12	2	1	2	0	2	2	95	96.5	93	0	13	1	0	1	1	1	0	110	111.9
H/Total	299	0	46	9	5	7	0	12	4	382	389.6	329	0	61	4	2	6	1	5	0	408	416.6
18:00	76	0	8	0	1	2	0	3	1	91	91.7	77	1	11	1	0	2	0	2	1	95	95.5
18:15	58	0	12	1	0	2	0	3	0	76	76.7	94	0	12	2	1	1	0	3	0	113	114.5
18:30	54	0	8	1	2	1	0	0	3	69	70.7	94	0	6	0	0	1	0	2	0	103	102.8
18:45	71	0	16	0	1	3	0	3	1	95	96.7	86	0	12	0	0	2	0	0	0	100	102
H/Total	259	0	44	2	4	8	0	9	5	331	335.8	351	1	41	3	1	6	0	7	1	411	414.8
Total	827	1	129	25	13	23	1	26	12	1057	1085.2	980	1	177	21	7	16	2	17	1	1222	1248.6

Project Number: **TSP12633**
 Project Name: **Hayes, Hillingdon**
 Survey Type: **Manual Classified Traffic Count**
 Site No: **5**
 Location: **Station Road/ N Hyde Road**
 Date: **19 April 2016, Tuesday**



Time	Whole Junction										
	CAR	TAXI	LGV	OGV 1	OGV 2	BUS	COACH	MCY	PCY	TOTAL	TOTAL (PCU)
07:00	260	0	68	11	6	28	0	6	3	382	417.3
07:15	292	0	61	12	5	31	2	3	5	411	450.7
07:30	274	3	73	10	6	28	7	3	6	410	451.2
07:45	344	1	69	7	2	31	2	7	4	467	498.7
H/Total	1170	4	271	40	19	118	11	19	18	1670	1817.9
08:00	342	1	90	13	4	27	3	6	6	492	525.3
08:15	321	2	72	10	7	24	1	4	6	447	478.9
08:30	372	1	71	17	10	27	1	8	7	514	553.1
08:45	334	2	60	6	4	24	3	0	5	438	469.2
H/Total	1369	6	293	46	25	102	8	18	24	1891	2026.5
09:00	270	2	70	9	4	23	2	2	2	384	415.9
09:15	254	1	70	17	8	34	2	3	2	391	442.5
09:30	248	1	80	10	9	24	2	3	0	377	417.9
09:45	252	0	64	13	8	25	2	2	1	367	408.9
H/Total	1024	4	284	49	29	106	8	10	5	1519	1685.2
Total	3563	14	848	135	73	326	27	47	47	5080	5529.6

Peak Hours	Totals
07:00 08:00	1670
07:15 08:15	1780
07:30 08:30	1816
07:45 08:45	1920

08:00 09:00	1891
08:15 09:15	1783
08:30 09:30	1727
08:45 09:45	1590

09:00 10:00	1519
-------------	------

Time	Whole Junction										
	CAR	TAXI	LGV	OGV 1	OGV 2	BUS	COACH	MCY	PCY	TOTAL	TOTAL (PCU)
16:00	308	3	64	13	4	26	2	6	1	427	462.3
16:15	287	1	65	8	3	27	2	6	1	400	432.5
16:30	333	2	55	11	4	25	3	8	2	443	475.3
16:45	330	0	54	7	2	25	0	1	4	423	450.3
H/Total	1258	6	238	39	13	103	7	21	8	1693	1820.4
17:00	311	0	59	7	4	27	2	9	4	423	452.1
17:15	405	0	55	5	1	25	1	7	0	499	524.6
17:30	381	0	42	1	4	27	2	8	2	467	495.3
17:45	383	0	36	4	1	23	2	5	6	460	480.5
H/Total	1480	0	192	17	10	102	7	29	12	1849	1952.5
18:00	350	1	39	2	1	23	2	6	3	427	448.3
18:15	361	0	51	6	1	23	1	12	1	456	476.3
18:30	341	0	33	5	2	29	0	4	4	418	446.5
18:45	358	0	41	4	1	28	1	4	6	443	468.1
H/Total	1410	1	164	17	5	103	4	26	14	1744	1839.2
Total	4148	7	594	73	28	308	18	76	34	5286	5612.1

Peak Hours	Totals
16:00 17:00	1693
16:15 17:15	1689
16:30 17:30	1788
16:45 17:45	1812

17:00 18:00	1849
17:15 18:15	1853
17:30 18:30	1810
17:45 18:45	1761

18:00 19:00	1744
-------------	------



Client: Odyssey Markides

Project Number: TSP12633

Project Name: Hayes, Hillingdon

Survey Type: Manual Classified Traffic Count

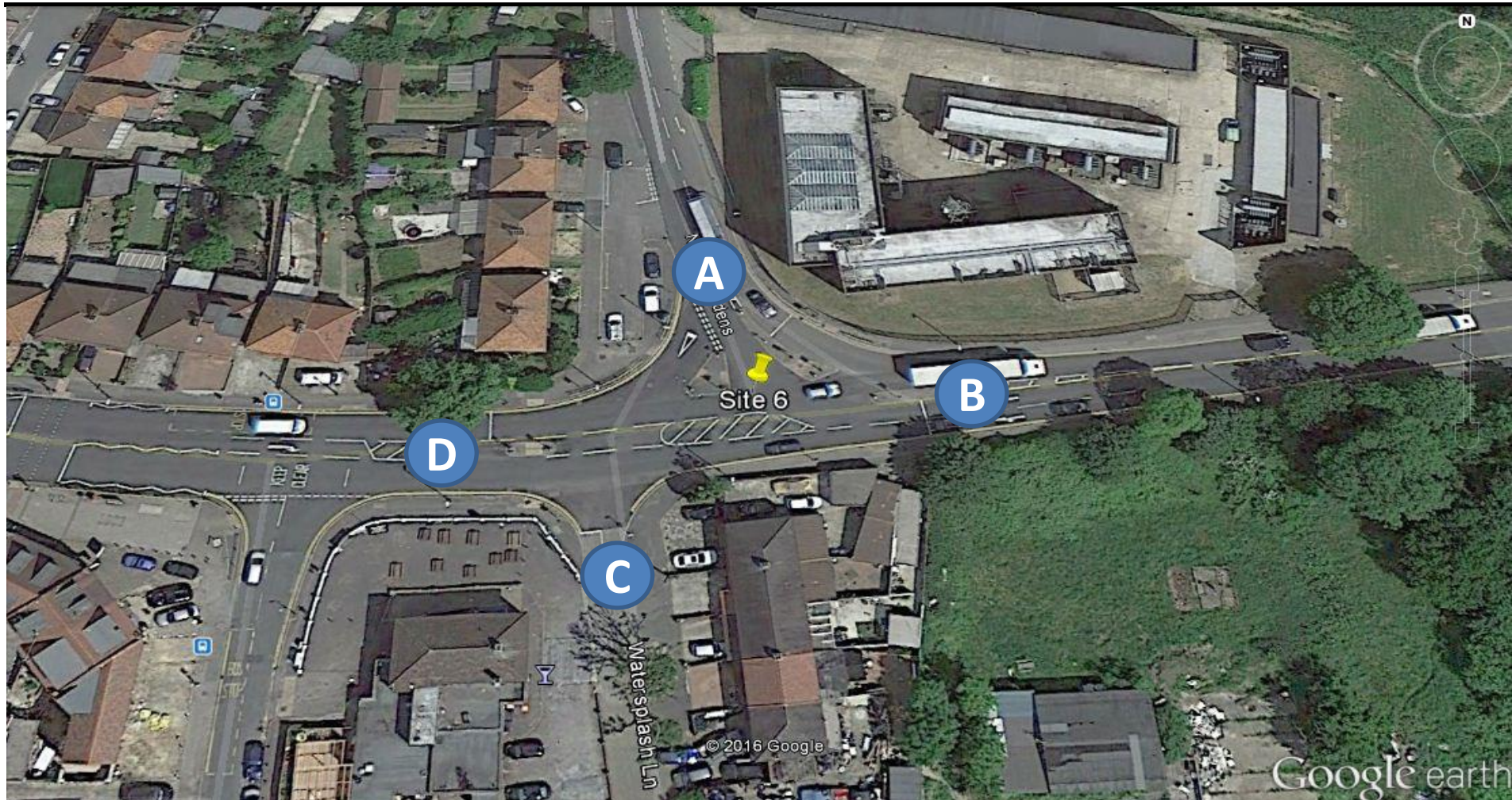
Survey Date: 19 April 2016

Survey Time: 07:00 - 10:00 and 16:00 - 19:00

Weather: Dry

Comments:

Project Number: TSP12633
Project Name: Hayes, Hillingdon
Survey Type: Manual Classified Traffic Count
Site No: 6
Location: N Hyde Gardens/ N Hyde Road/ Water Splash Lane



Project Number: **TSP12633**
 Project Name: **Hayes, Hillingdon**
 Survey Type: **Manual Classified Traffic Count**
 Site No: **6**
 Location: **N Hyde Gardens/ N Hyde Road/ Water Splash Lane**
 Date: **19 April 2016, Tuesday**



Time	A - A										A - B											
	CAR	TAXI	LGV	OGV 1	OGV 2	BUS	COACH	MCY	PCY	TOTAL	TOTAL (PCU)	CAR	TAXI	LGV	OGV 1	OGV 2	BUS	COACH	MCY	PCY	TOTAL	TOTAL (PCU)
07:00										0	0										0	0
07:15										0	0										0	0
07:30										0	0										0	0
07:45										0	0										0	0
H/Total	0	0	0	0	0	0	0	0	0	0	0	14	0	9	7	13	6	2	1	0	52	79.8
08:00										0	0										0	0
08:15										0	0										0	0
08:30										0	0										0	0
08:45										0	0										0	0
H/Total	0	0	0	0	0	0	0	0	0	0	0	10	0	10	6	13	2	2	0	0	43	66.9
09:00										0	0										0	0
09:15										0	0										0	0
09:30										0	0										0	0
09:45										0	0										0	0
H/Total	0	0	0	0	0	0	0	0	0	0	0	23	1	12	3	7	1	1	0	0	48	60.6
Total	0	0	0	0	0	0	0	0	0	0	0	47	1	31	16	33	9	5	1	0	143	207.3

Time	A - A										A - B											
	CAR	TAXI	LGV	OGV 1	OGV 2	BUS	COACH	MCY	PCY	TOTAL	TOTAL (PCU)	CAR	TAXI	LGV	OGV 1	OGV 2	BUS	COACH	MCY	PCY	TOTAL	TOTAL (PCU)
16:00										0	0										0	0
16:15										0	0										0	0
16:30										0	0										0	0
16:45										0	0										0	0
H/Total	0	0	0	0	0	0	0	0	0	0	0	75	0	17	3	4	0	0	3	0	102	106.9
17:00										0	0										0	0
17:15										0	0										0	0
17:30										0	0										0	0
17:45										0	0										0	0
H/Total	0	0	0	0	0	0	0	0	0	0	0	72	0	6	0	3	0	1	3	3	88	88.7
18:00										0	0										0	0
18:15										0	0										0	0
18:30										0	0										0	0
18:45										0	0										0	0
H/Total	0	0	0	0	0	0	0	0	0	0	0	36	0	5	1	4	0	0	0	3	49	52.3
Total	0	0	0	0	0	0	0	0	0	0	0	183	0	28	4	11	0	1	6	6	239	247.9

Project Number: **TSP12633**
 Project Name: **Hayes, Hillingdon**
 Survey Type: **Manual Classified Traffic Count**
 Site No: **6**
 Location: **N Hyde Gardens/ N Hyde Road/ Water Splash Lane**
 Date: **19 April 2016, Tuesday**



Time	B - C										B - D											
	CAR	TAXI	LGV	OGV 1	OGV 2	BUS	COACH	MCY	PCY	TOTAL	TOTAL (PCU)	CAR	TAXI	LGV	OGV 1	OGV 2	BUS	COACH	MCY	PCY	TOTAL	TOTAL (PCU)
07:00										0	0	105		28	6	3	5	1	1	1	150	161.5
07:15			1							1	1	121		21	7		4		3	2	158	162.1
07:30	1			1						2	2.5	116		38	9	3	3	2	5	2	178	186.8
07:45										0	0	152		31	2	1	3		2	3	194	195.7
H/Total	1	0	1	1	0	0	0	0	0	3	3.5	494	0	118	24	7	15	3	11	8	680	706.1
08:00			1							1	1	137		35	6	4	3		4	1	190	198
08:15			1							0	1	148	1	37	2	5	2			3	198	205.1
08:30										0	0	153	1	32	8	4	4		5	3	210	217.8
08:45										0	0	134	1	25	3	3	2			1	169	175.6
H/Total	0	0	2	0	0	0	0	0	0	2	2	572	3	129	19	16	11	0	9	8	767	796.5
09:00	2									2	2	144	1	33	3	1	3		1		186	191.2
09:15	1									1	1	130	4	31	9	3	3		1		181	191.8
09:30										0	0	104		28	2	3	3	1	1		142	150.3
09:45										0	0	122		26	5	2	3		1		159	166.5
H/Total	3	0	0	0	0	0	0	0	0	3	3	500	5	118	19	9	12	1	4	0	668	699.8
Total	4	0	3	1	0	0	0	0	0	8	8.5	1566	8	365	62	32	38	4	24	16	2115	2202.4

Time	B - C										B - D											
	CAR	TAXI	LGV	OGV 1	OGV 2	BUS	COACH	MCY	PCY	TOTAL	TOTAL (PCU)	CAR	TAXI	LGV	OGV 1	OGV 2	BUS	COACH	MCY	PCY	TOTAL	TOTAL (PCU)
16:00	1									1	1	143	1	34	6	1	2		3		190	194.5
16:15	2									2	2	135	1	35	7	2	1	1	2		184	190.9
16:30										0	0	138	1	27	2	1	2	1	3	2	177	178.9
16:45	1									1	1	180		32	2	1	4		3		222	226.5
H/Total	4	0	0	0	0	0	0	0	0	4	4	596	3	128	17	5	9	2	11	2	773	790.8
17:00	2									2	2	146		40	1	4	4		2		197	205.5
17:15	3									3	3	188	1	36		2	2		3		230	230.2
17:30										0	0	168	1	31	1		3	1	2		207	210.3
17:45	1									1	1	190		31	1		3		3		228	229.7
H/Total	6	0	0	0	0	0	0	0	0	6	6	692	2	138	3	4	12	1	10	0	862	875.7
18:00	2									2	2	186	1	32	3	1	1		3	1	228	229.2
18:15	3		1							4	4	187		33	1		3		8	1	233	230.9
18:30	2									2	2	203	1	31	1		1		6	1	244	241.1
18:45	1		1							2	2	181		29	1	1	3		8		223	223
H/Total	8	0	2	0	0	0	0	0	0	10	10	757	2	125	6	2	8	0	25	3	928	924.2
Total	18	0	2	0	0	0	0	0	0	20	20	2045	7	391	26	11	29	3	46	5	2563	2590.7

Project Number: **TSP12633**
 Project Name: **Hayes, Hillingdon**
 Survey Type: **Manual Classified Traffic Count**
 Site No: **6**
 Location: **N Hyde Gardens/ N Hyde Road/ Water Splash Lane**
 Date: **19 April 2016, Tuesday**



Time	D - A										D - B											
	CAR	TAXI	LGV	OGV 1	OGV 2	BUS	COACH	MCY	PCY	TOTAL	TOTAL (PCU)	CAR	TAXI	LGV	OGV 1	OGV 2	BUS	COACH	MCY	PCY	TOTAL	TOTAL (PCU)
07:00	4		1	1						6	6.5	129		43	2	2	4		3	2	185	189.2
07:15	1				1					2	3.3	167		51	4		5				227	234
07:30	2			1						3	3.5	141		44	1	3	3			1	193	199.6
07:45	7		1							8	8	139		39	2		4		5		189	191
H/Total	14	0	2	2	1	0	0	0	0	19	21.3	576	0	177	9	5	16	0	8	3	794	813.8
08:00	2		1							3	3	176		43	7	2	4			4	236	243.7
08:15	4		2							6	6	180		40	6	1	1	1	5	2	236	237.7
08:30	2									2	2	165		39	8	4	3		3		222	232.4
08:45	4		1							5	5	148	2	39	1	2	3			1	196	201.3
H/Total	12	0	4	0	0	0	0	0	0	16	16	669	2	161	22	9	11	1	12	3	890	915.1
09:00	3									3	3	130		36	4	5	2		1	2	180	188.3
09:15	3		1			1				5	6	116		39	6	1	3	1	1		167	174.7
09:30	4	1	1							6	6	118		34	3	6	3		1		165	176.7
09:45	3		1	1		1				6	7.5	120		36	6	4	4		3		173	183.4
H/Total	13	1	3	1	0	2	0	0	0	20	22.5	484	0	145	19	16	12	1	6	2	685	723.1
Total	39	1	9	3	1	2	0	0	0	55	59.8	1729	2	483	50	30	39	2	26	8	2369	2452

Time	D - A										D - B											
	CAR	TAXI	LGV	OGV 1	OGV 2	BUS	COACH	MCY	PCY	TOTAL	TOTAL (PCU)	CAR	TAXI	LGV	OGV 1	OGV 2	BUS	COACH	MCY	PCY	TOTAL	TOTAL (PCU)
16:00	1									1	1	192		28	8	2	2		3		235	241.8
16:15	1		2							3	3	154	1	25	4	2	3	1	5		195	200.6
16:30	2									2	2	164		27	4	1	3		5	3	207	207.9
16:45	3									3	3	147	1	23	4	2	3		1	1	182	188.2
H/Total	7	0	2	0	0	0	0	0	0	9	9	657	2	103	20	7	11	1	14	4	819	838.5
17:00	4									4	4	142		28	7		5		11	1	194	195.1
17:15	3									3	3	194		17		1	2		7		221	220.1
17:30	3		1							4	4	165		23	1	1	4		6	2	202	202.6
17:45			1							1	1	187		24	2	3	2		3	1	222	226.3
H/Total	10	0	2	0	0	0	0	0	0	12	12	688	0	92	10	5	13	0	27	4	839	844.1
18:00	1								1	2	1.2	181		20	1	1	3		4		210	212.4
18:15	1									1	1	171		20	2	1	1		4	1	199	197.8
18:30	1					1				2	3	167		26	2	1	2	1	3	3	205	206.1
18:45	2		1			1				4	5	154		20	2		4		3	2	185	186.6
H/Total	5	0	1	0	0	2	0	0	1	9	10.2	673	0	86	7	2	10	1	14	6	799	802.9
Total	22	0	5	0	0	2	0	0	1	30	31.2	2018	2	281	37	14	34	2	55	14	2457	2485.5

Project Number: **TSP12633**
 Project Name: **Hayes, Hillingdon**
 Survey Type: **Manual Classified Traffic Count**
 Site No: **6**
 Location: **N Hyde Gardens/ N Hyde Road/ Water Splash Lane**
 Date: **19 April 2016, Tuesday**



Time	From A										To A											
	CAR	TAXI	LGV	OGV 1	OGV 2	BUS	COACH	MCY	PCY	TOTAL	TOTAL (PCU)	CAR	TAXI	LGV	OGV 1	OGV 2	BUS	COACH	MCY	PCY	TOTAL	TOTAL (PCU)
07:00	2	0	3	5	4	4	0	0	0	18	29.7	11	0	7	1	1	0	0	0	0	20	21.8
07:15	3	0	3	1	0	1	0	0	0	8	9.5	16	0	0	1	2	0	0	0	0	19	22.1
07:30	6	0	2	0	3	1	1	1	0	14	19.3	15	0	3	1	0	0	0	0	0	19	19.5
07:45	7	0	3	1	6	0	1	0	0	18	27.3	24	0	1	0	2	0	0	2	0	29	30.4
H/Total	18	0	11	7	13	6	2	1	0	58	85.8	66	0	11	3	5	0	0	2	0	87	93.8
08:00	2	0	2	1	4	0	1	0	0	10	16.7	18	0	4	3	1	0	0	0	1	27	29
08:15	7	0	1	1	3	2	1	0	0	15	22.4	16	0	4	1	1	0	0	0	0	22	23.8
08:30	2	0	2	2	4	0	0	0	0	10	16.2	21	0	1	1	2	0	0	0	0	25	28.1
08:45	3	0	6	2	2	0	0	0	0	13	16.6	16	0	4	1	1	0	0	0	2	24	24.2
H/Total	14	0	11	6	13	2	2	0	0	48	71.9	71	0	13	6	5	0	0	0	3	98	105.1
09:00	9	0	3	0	0	0	0	0	0	12	12	18	0	4	0	2	0	0	1	1	26	27.2
09:15	6	0	1	1	2	0	1	0	0	11	15.1	11	0	6	0	4	2	0	0	1	24	30.4
09:30	7	0	2	2	4	0	0	0	0	15	21.2	17	1	5	1	1	1	0	1	1	28	29.4
09:45	6	1	6	0	1	1	0	0	0	15	17.3	11	0	4	2	1	1	0	0	0	19	22.3
H/Total	28	1	12	3	7	1	1	0	0	53	65.6	57	1	19	3	8	4	0	2	3	97	109.3
Total	60	1	34	16	33	9	5	1	0	159	223.3	194	1	43	12	18	4	0	4	6	282	308.2

Time	From A										To A											
	CAR	TAXI	LGV	OGV 1	OGV 2	BUS	COACH	MCY	PCY	TOTAL	TOTAL (PCU)	CAR	TAXI	LGV	OGV 1	OGV 2	BUS	COACH	MCY	PCY	TOTAL	TOTAL (PCU)
16:00	24	0	8	0	1	0	0	1	0	34	34.7	4	0	4	2	3	0	0	0	0	13	17.9
16:15	20	0	6	1	0	0	0	0	0	27	27.5	3	0	4	0	4	1	1	0	0	13	20.2
16:30	13	0	2	2	3	0	0	1	0	21	25.3	4	0	0	0	1	0	1	0	0	6	8.3
16:45	24	0	6	0	0	0	0	1	0	31	30.4	9	0	2	1	0	1	0	0	0	13	14.5
H/Total	81	0	22	3	4	0	0	3	0	113	117.9	20	0	10	3	8	2	2	0	0	45	60.9
17:00	33	0	2	0	0	0	0	1	1	37	35.6	7	0	2	0	0	0	0	1	0	10	9.4
17:15	17	0	0	0	2	0	0	1	0	20	22	4	0	0	0	0	0	0	0	0	4	4
17:30	8	0	1	0	0	0	1	1	1	12	11.6	8	0	4	1	0	0	0	0	0	13	13.5
17:45	16	0	3	0	1	0	0	0	1	21	21.5	5	0	1	0	0	0	0	0	0	6	6
H/Total	74	0	6	0	3	0	1	3	3	90	90.7	24	0	7	1	0	0	0	1	0	33	32.9
18:00	13	0	3	1	2	0	0	0	0	19	22.1	4	0	1	0	0	0	0	0	1	6	5.2
18:15	9	0	0	0	2	0	0	0	1	12	13.8	3	0	0	0	0	1	0	0	0	4	5
18:30	5	0	2	0	0	0	0	0	2	9	7.4	4	0	0	0	1	1	0	0	0	6	8.3
18:45	12	0	0	0	0	0	0	0	0	12	12	6	0	3	0	0	1	0	1	0	11	11.4
H/Total	39	0	5	1	4	0	0	0	3	52	55.3	17	0	4	0	1	2	1	1	1	27	29.9
Total	194	0	33	4	11	0	1	6	6	255	263.9	61	0	21	4	9	4	3	2	1	105	123.7

Project Number: **TSP12633**
 Project Name: **Hayes, Hillingdon**
 Survey Type: **Manual Classified Traffic Count**
 Site No: **6**
 Location: **N Hyde Gardens/ N Hyde Road/ Water Splash Lane**
 Date: **19 April 2016, Tuesday**



Time	From B										To B											
	CAR	TAXI	LGV	OGV 1	OGV 2	BUS	COACH	MCY	PCY	TOTAL	TOTAL (PCU)	CAR	TAXI	LGV	OGV 1	OGV 2	BUS	COACH	MCY	PCY	TOTAL	TOTAL (PCU)
07:00	112	0	34	6	4	5	1	1	1	164	176.8	130	0	46	7	6	8	0	3	2	202	217.9
07:15	136	0	22	8	1	4	0	3	2	176	181.9	170	0	55	5	0	6	0	0	0	236	244.5
07:30	130	0	41	10	3	3	2	5	2	196	205.3	146	0	46	1	6	4	1	1	1	206	217.9
07:45	169	0	31	2	3	3	0	4	3	215	218.1	146	0	40	3	6	4	1	5	0	205	216.3
H/Total	547	0	128	26	11	15	3	13	8	751	782.1	592	0	187	16	18	22	2	9	3	849	896.6
08:00	152	0	39	9	5	3	0	4	2	214	224	177	0	46	8	6	4	1	4	0	246	260.4
08:15	160	1	39	3	6	2	0	0	3	214	222.9	185	0	41	7	4	3	2	5	2	249	258.1
08:30	172	1	33	9	6	4	0	5	3	233	243.9	167	0	40	10	8	3	0	3	0	231	247.6
08:45	146	1	28	4	4	2	0	0	3	188	194.8	150	2	45	3	4	3	0	0	1	208	216.9
H/Total	630	3	139	25	21	11	0	9	11	849	885.6	679	2	172	28	22	13	3	12	3	934	983
09:00	161	1	37	3	3	3	0	2	1	211	217.4	138	0	39	4	5	2	0	1	2	191	199.3
09:15	139	4	36	9	7	4	0	1	1	201	217.2	122	0	40	7	3	3	2	1	0	178	189.8
09:30	117	0	32	3	4	4	1	2	1	164	173.7	123	0	36	5	10	3	0	1	0	178	195.9
09:45	130	0	29	6	3	3	0	1	0	172	181.3	125	1	42	6	5	5	0	3	0	187	199.7
H/Total	547	5	134	21	17	14	1	6	3	748	789.6	508	1	157	22	23	13	2	6	2	734	784.7
Total	1724	8	401	72	49	40	4	28	22	2348	2457.3	1779	3	516	66	63	48	7	27	8	2517	2664.3

Time	From B										To B											
	CAR	TAXI	LGV	OGV 1	OGV 2	BUS	COACH	MCY	PCY	TOTAL	TOTAL (PCU)	CAR	TAXI	LGV	OGV 1	OGV 2	BUS	COACH	MCY	PCY	TOTAL	TOTAL (PCU)
16:00	147	1	38	8	4	2	0	3	0	203	212.4	216	0	32	8	3	2	0	4	0	265	272.5
16:15	139	1	37	7	6	2	2	2	0	196	210.1	172	1	32	5	2	3	1	5	0	221	227.1
16:30	140	1	27	2	2	2	2	3	2	181	185.2	180	0	29	6	4	3	0	6	3	231	236.2
16:45	187	0	34	3	1	5	0	3	0	233	239	171	1	28	4	2	3	0	2	1	212	217.6
H/Total	613	3	136	20	13	11	4	11	2	813	846.7	739	2	121	23	11	11	1	17	4	929	953.4
17:00	151	0	42	1	4	4	0	3	0	205	212.9	175	0	30	7	0	5	0	12	2	231	230.7
17:15	192	1	36	0	0	2	0	3	0	234	234.2	211	0	17	0	3	2	0	8	0	241	242.1
17:30	173	1	34	2	0	3	1	2	0	216	219.8	173	0	24	1	1	4	1	7	3	214	214.2
17:45	196	0	31	1	0	3	0	3	0	234	235.7	203	0	27	2	4	2	0	3	2	243	247.8
H/Total	712	2	143	4	4	12	1	11	0	889	902.6	762	0	98	10	8	13	1	30	7	929	934.8
18:00	191	1	33	3	1	1	0	3	1	234	235.2	193	0	23	2	3	3	0	4	0	228	233.5
18:15	192	0	34	1	0	3	1	8	1	240	238.9	181	0	21	2	2	1	0	4	2	213	213.6
18:30	208	1	31	1	1	1	0	6	1	250	248.4	174	0	28	2	1	2	1	3	5	216	215.5
18:45	187	0	32	1	1	3	0	9	0	233	232.4	169	0	21	2	0	4	0	3	2	201	202.6
H/Total	778	2	130	6	3	8	1	26	3	957	954.9	717	0	93	8	6	10	1	14	9	858	865.2
Total	2103	7	409	30	20	31	6	48	5	2659	2704.2	2218	2	312	41	25	34	3	61	20	2716	2753.4

Project Number: **TSP12633**
 Project Name: **Hayes, Hillingdon**
 Survey Type: **Manual Classified Traffic Count**
 Site No: **6**
 Location: **N Hyde Gardens/ N Hyde Road/ Water Splash Lane**
 Date: **19 April 2016, Tuesday**



Time	From C										To C												
	CAR	TAXI	LGV	OGV 1	OGV 2	BUS	COACH	MCY	PCY	TOTAL	TOTAL (PCU)	CAR	TAXI	LGV	OGV 1	OGV 2	BUS	COACH	MCY	PCY	TOTAL	TOTAL (PCU)	
07:00	1	0	0	0	0	0	0	0	0	1	1	0	0	0	0	0	0	0	0	0	0	0	0
07:15	0	0	1	0	0	0	0	0	0	1	1	0	0	1	0	0	0	0	0	0	0	1	1
07:30	0	0	0	0	0	0	0	0	0	0	0	1	0	0	1	0	0	0	0	0	0	2	2.5
07:45	1	0	0	0	0	0	0	0	0	1	1	0	0	0	0	0	0	0	0	0	0	0	0
H/Total	2	0	1	0	0	0	0	0	0	3	3	1	0	1	1	0	0	0	0	0	3	3.5	
08:00	1	0	1	0	0	0	0	0	0	2	2	0	0	1	0	0	0	0	0	0	1	1	
08:15	0	0	1	0	0	0	0	0	0	1	1	0	0	1	0	0	0	0	0	0	1	1	
08:30	0	0	0	0	0	0	0	0	0	0	0	0	0	0	0	0	0	0	0	0	0	0	0
08:45	0	0	0	0	0	0	0	0	0	0	0	0	0	0	0	0	0	0	0	0	0	0	0
H/Total	1	0	2	0	0	0	0	0	0	3	3	0	0	2	0	0	0	0	0	0	2	2	
09:00	1	0	0	0	0	0	0	0	0	1	1	2	0	0	0	0	0	0	0	0	2	2	
09:15	2	0	0	0	0	0	0	0	0	2	2	1	0	0	0	0	0	0	0	0	1	1	
09:30	0	0	0	0	0	0	0	0	0	0	0	0	0	0	0	0	0	0	0	0	0	0	0
09:45	0	0	0	0	0	0	0	0	0	0	0	0	0	0	0	0	0	0	0	0	0	0	0
H/Total	3	0	0	0	0	0	0	0	0	3	3	3	0	0	0	0	0	0	0	0	3	3	
Total	6	0	3	0	0	0	0	0	0	9	9	4	0	3	1	0	0	0	0	0	8	8.5	

Time	From C										To C											
	CAR	TAXI	LGV	OGV 1	OGV 2	BUS	COACH	MCY	PCY	TOTAL	TOTAL (PCU)	CAR	TAXI	LGV	OGV 1	OGV 2	BUS	COACH	MCY	PCY	TOTAL	TOTAL (PCU)
16:00	1	0	0	0	0	0	0	0	0	1	1	1	0	0	0	0	0	0	0	0	1	1
16:15	0	0	1	0	0	0	0	0	0	1	1	5	0	0	0	0	0	0	0	0	5	5
16:30	3	0	0	0	0	0	0	0	0	3	3	0	0	0	0	0	0	0	0	0	0	0
16:45	3	0	0	0	0	0	0	0	0	3	3	1	0	1	0	0	0	0	0	0	2	2
H/Total	7	0	1	0	0	0	0	0	0	8	8	7	0	1	0	0	0	0	0	0	8	8
17:00	4	0	0	0	0	0	0	0	0	4	4	3	0	0	0	0	0	0	0	0	3	3
17:15	0	0	0	0	0	0	0	0	0	0	0	3	0	0	0	0	0	0	0	0	3	3
17:30	1	0	0	0	0	0	0	0	0	1	1	2	0	0	0	0	0	0	0	0	2	2
17:45	5	0	0	0	0	0	0	0	0	5	5	3	0	1	0	0	0	0	0	0	4	4
H/Total	10	0	0	0	0	0	0	0	0	10	10	11	0	1	0	0	0	0	0	0	12	12
18:00	2	0	0	0	0	0	0	0	0	2	2	2	0	0	0	0	0	0	0	0	2	2
18:15	4	0	1	0	0	0	0	0	0	5	5	5	0	1	0	0	0	0	0	0	6	6
18:30	3	0	0	0	0	0	0	0	0	3	3	3	0	0	0	0	0	0	0	0	3	3
18:45	3	0	1	0	0	0	0	0	0	4	4	3	0	1	0	0	0	0	0	0	4	4
H/Total	12	0	2	0	0	0	0	0	0	14	14	13	0	2	0	0	0	0	0	0	15	15
Total	29	0	3	0	0	0	0	0	0	32	32	31	0	4	0	0	0	0	0	0	35	35

Project Number: **TSP12633**
 Project Name: **Hayes, Hillingdon**
 Survey Type: **Manual Classified Traffic Count**
 Site No: **6**
 Location: **N Hyde Gardens/ N Hyde Road/ Water Splash Lane**
 Date: **19 April 2016, Tuesday**



Time	From D										To D											
	CAR	TAXI	LGV	OGV 1	OGV 2	BUS	COACH	MCY	PCY	TOTAL	TOTAL (PCU)	CAR	TAXI	LGV	OGV 1	OGV 2	BUS	COACH	MCY	PCY	TOTAL	TOTAL (PCU)
07:00	133	0	44	3	2	4	0	3	2	191	195.7	107	0	28	6	3	5	1	1	1	152	163.5
07:15	168	0	51	4	1	5	0	0	0	229	237.3	121	0	21	7	0	4	0	3	2	158	162.1
07:30	143	0	44	2	3	3	0	0	1	196	203.1	117	0	38	9	3	3	2	5	2	179	187.8
07:45	146	0	40	2	0	4	0	5	0	197	199	153	0	33	2	1	3	0	2	3	197	198.7
H/Total	590	0	179	11	6	16	0	8	3	813	835.1	498	0	120	24	7	15	3	11	8	686	712.1
08:00	178	0	44	7	2	4	0	4	0	239	246.7	138	0	35	6	4	3	0	4	1	191	199
08:15	184	0	42	6	1	1	1	5	2	242	243.7	150	1	37	2	5	2	0	0	3	200	207.1
08:30	167	0	39	8	4	3	0	3	0	224	234.4	153	1	33	8	4	4	0	5	3	211	218.8
08:45	152	2	40	1	2	3	0	0	1	201	206.3	135	1	25	3	3	2	0	0	1	170	176.6
H/Total	681	2	165	22	9	11	1	12	3	906	931.1	576	3	130	19	16	11	0	9	8	772	801.5
09:00	133	0	36	4	5	2	0	1	2	183	191.3	146	1	33	3	1	3	0	1	0	188	193.2
09:15	119	0	40	6	1	4	1	1	0	172	180.7	132	4	31	9	3	3	0	1	0	183	193.8
09:30	122	1	35	3	6	3	0	1	0	171	182.7	106	0	28	2	3	3	1	1	0	144	152.3
09:45	123	0	37	7	4	5	0	3	0	179	190.9	123	0	26	5	2	3	0	1	0	160	167.5
H/Total	497	1	148	20	16	14	1	6	2	705	745.6	507	5	118	19	9	12	1	4	0	675	706.8
Total	1768	3	492	53	31	41	2	26	8	2424	2511.8	1581	8	368	62	32	38	4	24	16	2133	2220.4

Time	From D										To D											
	CAR	TAXI	LGV	OGV 1	OGV 2	BUS	COACH	MCY	PCY	TOTAL	TOTAL (PCU)	CAR	TAXI	LGV	OGV 1	OGV 2	BUS	COACH	MCY	PCY	TOTAL	TOTAL (PCU)
16:00	193	0	28	8	2	2	0	3	0	236	242.8	144	1	38	6	1	2	0	3	0	195	199.5
16:15	158	1	27	4	2	3	1	5	0	201	206.6	137	1	35	7	2	1	1	2	0	186	192.9
16:30	166	0	27	4	1	3	0	5	3	209	209.9	138	1	27	2	1	2	1	3	2	177	178.9
16:45	150	1	24	4	2	3	0	1	1	186	192.2	183	0	33	2	1	4	0	3	0	226	230.5
H/Total	667	2	106	20	7	11	1	14	4	832	851.5	602	3	133	17	5	9	2	11	2	784	801.8
17:00	147	0	28	7	0	5	0	11	1	199	200.1	150	0	40	1	4	4	0	2	0	201	209.5
17:15	197	0	18	0	1	2	0	7	0	225	224.1	188	1	37	0	0	2	0	3	0	231	231.2
17:30	170	0	24	1	1	4	0	6	2	208	208.6	169	1	31	1	0	3	1	2	0	208	211.3
17:45	189	0	26	2	3	2	0	3	1	226	230.3	195	0	31	1	0	3	0	3	0	233	234.7
H/Total	703	0	96	10	5	13	0	27	4	858	863.1	702	2	139	3	4	12	1	10	0	873	886.7
18:00	182	0	20	1	1	3	0	4	1	212	213.6	189	1	32	3	1	1	0	3	1	231	232.2
18:15	174	0	20	2	0	1	0	4	1	202	200.8	190	0	33	1	0	3	0	8	1	236	233.9
18:30	169	0	26	2	1	3	1	3	3	208	210.1	204	1	31	1	0	1	0	6	1	245	242.1
18:45	158	0	21	2	0	5	0	3	2	191	193.6	182	0	29	1	1	3	0	8	0	224	224
H/Total	683	0	87	7	2	12	1	14	7	813	818.1	765	2	125	6	2	8	0	25	3	936	932.2
Total	2053	2	289	37	14	36	2	55	15	2503	2532.7	2069	7	397	26	11	29	3	46	5	2593	2620.7

Project Number: **TSP12633**
 Project Name: **Hayes, Hillingdon**
 Survey Type: **Manual Classified Traffic Count**
 Site No: **6**
 Location: **N Hyde Gardens/ N Hyde Road/ Water Splash Lane**
 Date: **19 April 2016, Tuesday**



Time	Whole Junction									TOTAL	TOTAL (PCU)
	CAR	TAXI	LGV	OGV 1	OGV 2	BUS	COACH	MCY	PCY		
07:00	248	0	81	14	10	13	1	4	3	374	403.2
07:15	307	0	77	13	2	10	0	3	2	414	429.7
07:30	279	0	87	12	9	7	3	6	3	406	427.7
07:45	323	0	74	5	9	7	1	9	3	431	445.4
H/Total	1157	0	319	44	30	37	5	22	11	1625	1706
08:00	333	0	86	17	11	7	1	8	2	465	489.4
08:15	351	1	83	10	10	5	2	5	5	472	490
08:30	341	1	74	19	14	7	0	8	3	467	494.5
08:45	301	3	74	7	8	5	0	0	4	402	417.7
H/Total	1326	5	317	53	43	24	3	21	14	1806	1891.6
09:00	304	1	76	7	8	5	0	3	3	407	421.7
09:15	266	4	77	16	10	8	2	2	1	386	415
09:30	246	1	69	8	14	7	1	3	1	350	377.6
09:45	259	1	72	13	8	9	0	4	0	366	389.5
H/Total	1075	7	294	44	40	29	3	12	5	1509	1603.8
Total	3558	12	930	141	113	90	11	55	30	4940	5201.4

Peak Hours	Totals
07:00 08:00	1625
07:15 08:15	1716
07:30 08:30	1774
07:45 08:45	1835

08:00 09:00	1806
08:15 09:15	1748
08:30 09:30	1662
08:45 09:45	1545

09:00 10:00	1509
-------------	------

Time	Whole Junction									TOTAL	TOTAL (PCU)
	CAR	TAXI	LGV	OGV 1	OGV 2	BUS	COACH	MCY	PCY		
16:00	365	1	74	16	7	4	0	7	0	474	490.9
16:15	317	2	71	12	8	5	3	7	0	425	445.2
16:30	322	1	56	8	6	5	2	9	5	414	423.4
16:45	364	1	64	7	3	8	0	5	1	453	464.6
H/Total	1368	5	265	43	24	22	5	28	6	1766	1824.1
17:00	335	0	72	8	4	9	0	15	2	445	452.6
17:15	406	1	54	0	3	4	0	11	0	479	480.3
17:30	352	1	59	3	1	7	2	9	3	437	441
17:45	406	0	60	3	4	5	0	6	2	486	492.5
H/Total	1499	2	245	14	12	25	2	41	7	1847	1866.4
18:00	388	1	56	5	4	4	0	7	2	467	472.9
18:15	379	0	55	3	2	4	1	12	3	459	458.5
18:30	385	1	59	3	2	4	1	9	6	470	468.9
18:45	360	0	54	3	1	8	0	12	2	440	442
H/Total	1512	2	224	14	9	20	2	40	13	1836	1842.3
Total	4379	9	734	71	45	67	9	109	26	5449	5532.8

Peak Hours	Totals
16:00 17:00	1766
16:15 17:15	1737
16:30 17:30	1791
16:45 17:45	1814

17:00 18:00	1847
17:15 18:15	1869
17:30 18:30	1849
17:45 18:45	1882

18:00 19:00	1836
-------------	------



Client: Odyssey Markides

Project Number: TSP12633

Project Name: Hayes, Hillingdon

Survey Type: Manual Classified Traffic Count

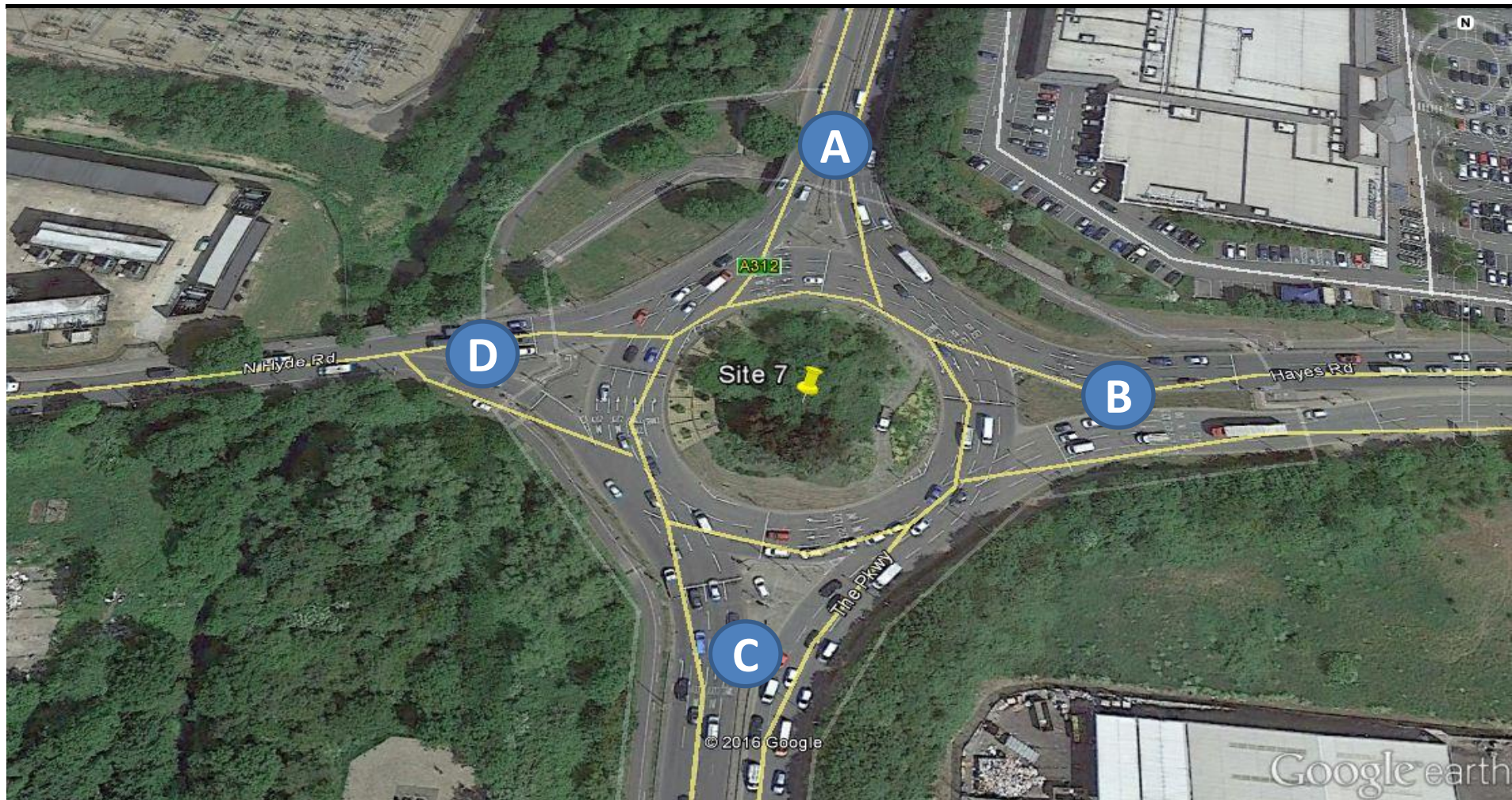
Survey Date: 19 April 2016

Survey Time: 07:00 - 10:00 and 16:00 - 19:00

Weather: Dry

Comments:

Project Number: TSP12633
Project Name: Hayes, Hillingdon
Survey Type: Manual Classified Traffic Count
Site No: 7
Location: The Pkwy/ Hayes Road/ N Hyde Road



Project Number: **TSP12633**
 Project Name: **Hayes, Hillingdon**
 Survey Type: **Manual Classified Traffic Count**
 Site No: **7**
 Location: **The Pkwy/ Hayes Road/ N Hyde Road**
 Date: **19 April 2016, Tuesday**



Time	A - A										A - B											
	CAR	TAXI	LGV	OGV 1	OGV 2	BUS	COACH	MCY	PCY	TOTAL	TOTAL (PCU)	CAR	TAXI	LGV	OGV 1	OGV 2	BUS	COACH	MCY	PCY	TOTAL	TOTAL (PCU)
07:00										0	0	75		22	1	5	1		1		105	112.4
07:15	1									1	1	76		30	2	2	1				111	115.6
07:30										0	0	103		28	4				1		136	137.4
07:45										0	0	134		31	2	1			4		172	171.9
H/Total	1	0	0	0	0	0	0	0	0	1	1	388	0	111	9	8	2	0	6	0	524	537.3
08:00	1									1	1	131		37	4	1					173	176.3
08:15										0	0	88		20	3	2		1			114	119.1
08:30	1									1	1	123		23	6	2					154	159.6
08:45										0	0	105	1	23	3	4					136	142.7
H/Total	2	0	0	0	0	0	0	0	0	2	2	447	1	103	16	9	0	1	0	0	577	597.7
09:00										0	0	119		30	5	5		1	1		161	170.4
09:15	1									1	1	100		27	4	4	1		3		139	145.4
09:30	3									3	3	83		25	3	3			1		112	115.3
09:45										0	0	85	1	23	12	6			2		129	141.6
H/Total	4	0	0	0	0	0	0	0	0	4	4	387	1	105	21	18	1	1	7	0	541	572.7
Total	7	0	0	0	0	0	0	0	0	7	7	1222	2	319	46	35	3	2	13	0	1642	1707.7

Time	A - A										A - B											
	CAR	TAXI	LGV	OGV 1	OGV 2	BUS	COACH	MCY	PCY	TOTAL	TOTAL (PCU)	CAR	TAXI	LGV	OGV 1	OGV 2	BUS	COACH	MCY	PCY	TOTAL	TOTAL (PCU)
16:00	2		2							4	4	109		22	4	2	1		1		139	144
16:15	2		2							4	4	100		11	2	1			3		117	117.5
16:30	1									1	1	117		12	3	1			1		134	136.2
16:45	4									4	4	117		31	3	3					154	159.4
H/Total	9	0	4	0	0	0	0	0	0	13	13	443	0	76	12	7	1	0	5	0	544	557.1
17:00	2									2	2	108	1	17	2				5		133	131
17:15	2									2	2	150		19	2	1			2		174	175.1
17:30	2		1							3	3	139		20	3			1	2		165	166.3
17:45	3									3	3	131		13		1					145	146.3
H/Total	9	0	1	0	0	0	0	0	0	10	10	528	1	69	7	2	0	1	9	0	617	618.7
18:00	1									1	1	122		18	2						142	143
18:15	2									2	2	126		19	1				2		148	147.3
18:30	3									3	3	94		14					1		109	108.4
18:45	3									3	3	160		22	1				1		184	183.9
H/Total	9	0	0	0	0	0	0	0	0	9	9	502	0	73	4	0	0	0	4	0	583	582.6
Total	27	0	5	0	0	0	0	0	0	32	32	1473	1	218	23	9	1	1	18	0	1744	1758.4

Project Number: **TSP12633**
 Project Name: **Hayes, Hillingdon**
 Survey Type: **Manual Classified Traffic Count**
 Site No: **7**
 Location: **The Pkwy/ Hayes Road/ N Hyde Road**
 Date: **19 April 2016, Tuesday**



Time	A - C										A - D											
	CAR	TAXI	LGV	OGV 1	OGV 2	BUS	COACH	MCY	PCY	TOTAL	TOTAL (PCU)	CAR	TAXI	LGV	OGV 1	OGV 2	BUS	COACH	MCY	PCY	TOTAL	TOTAL (PCU)
07:00	272	1	78	9	4			11		375	378.1	44		13	2						59	60
07:15	272	1	67	8	7			3		358	369.3	43		6	2						53	52.8
07:30	255		59	13	3		2	6		338	346.8	46		10	2	1			3		62	62.2
07:45	256		48	7	4			7		322	326.5	58		5					1		65	65.7
H/Total	1055	2	252	37	18	0	2	27	0	1393	1420.7	191	0	34	6	1	1	0	6	0	239	240.7
08:00	300	1	42	15	4			6		369	379.1	51		9	3	3			1		67	71.8
08:15	241		47	11	11		1	6		317	334.2	55		13	3	1					72	74.8
08:30	240	3	34	15	12			7		311	329.9	45	1	5	3	2			2		58	60.9
08:45	255	2	45	6	8		3	10		329	339.4	65	1	8		1					75	76.3
H/Total	1036	6	168	47	35	3	2	29	0	1326	1382.6	216	2	35	9	7	0	0	3	0	272	283.8
09:00	265	2	53	18	6	2		7		353	367.6	61		10	1	1			1		74	75.2
09:15	240	4	55	13	10			3		325	342.7	70	2	16	4	2	1				95	100.6
09:30	210		58	4	9		6	4		292	310.3	51		16	1	1					70	72.8
09:45	194		60	11	7		1	5		278	290.6	59		10	1	1			1		71	71.7
H/Total	909	6	226	46	32	4	6	19	0	1248	1311.2	241	2	52	6	5	2	0	2	0	310	320.3
Total	3000	14	646	130	85	7	10	75	0	3967	4114.5	648	4	121	21	13	3	0	11	0	821	844.8

Time	A - C										A - D											
	CAR	TAXI	LGV	OGV 1	OGV 2	BUS	COACH	MCY	PCY	TOTAL	TOTAL (PCU)	CAR	TAXI	LGV	OGV 1	OGV 2	BUS	COACH	MCY	PCY	TOTAL	TOTAL (PCU)
16:00	249	3	40	6	2			4		305	309.2	52	1	14	1	1					69	70.8
16:15	247		67	5	5	1	1	4		329	336.6	51		11	4			1	2		69	70.8
16:30	233		36	4	4			5		282	286.2	51	1	8	1	1			3		65	65
16:45	253		51	1	6			6		317	321.7	53		8			2		1		65	67.7
H/Total	982	3	194	16	17	1	1	19	0	1233	1253.7	207	2	41	6	3	2	1	6	0	268	274.3
17:00	253		44	4	1			7		310	310.1	54		13	1	1			1		70	71.2
17:15	254	2	35	2	8			6		308	316.8	54	1	11					2		68	66.8
17:30	289	3	28	4	3		1	3	1	332	336.3	66	1	14	2						83	84
17:45	277	1	27	1	5			8		319	321.2	64		11				1	2		78	77.8
H/Total	1073	6	134	11	17	0	3	24	1	1269	1284.4	238	2	49	3	1	0	1	5	0	299	299.8
18:00	267		28	5	4			5		309	313.7	68		11	1				1		81	80.9
18:15	240		27	2	3			6		278	279.3	59		12					4		75	72.6
18:30	246		30	2	2			3		283	284.8	60		10					2		72	70.8
18:45	315	2	34	2	3		1	3		360	364.1	63		12					6		81	77.4
H/Total	1068	2	119	11	12	0	1	17	0	1230	1241.9	250	0	45	1	0	0	0	13	0	309	301.7
Total	3123	11	447	38	46	1	5	60	1	3732	3780	695	4	135	10	4	2	2	24	0	876	875.8

Project Number: **TSP12633**
 Project Name: **Hayes, Hillingdon**
 Survey Type: **Manual Classified Traffic Count**
 Site No: **7**
 Location: **The Pkwy/ Hayes Road/ N Hyde Road**
 Date: **19 April 2016, Tuesday**



Time	B - C										B - D											
	CAR	TAXI	LGV	OGV 1	OGV 2	BUS	COACH	MCY	PCY	TOTAL	TOTAL (PCU)	CAR	TAXI	LGV	OGV 1	OGV 2	BUS	COACH	MCY	PCY	TOTAL	TOTAL (PCU)
07:00	57		29	8	5		1	1		101	111.9	38		12	2	1	4		2	1	60	66.1
07:15	65		13	5	3		7			93	106.4	40		8	3		2				54	56.7
07:30	76		27	4	4		1	1		113	120.6	35		12	2		2	1		1	54	60.6
07:45	74		20	6	1					101	105.3	60		19			1				80	81
H/Total	272	0	89	23	13	0	9	2	0	408	444.2	173	0	51	7	3	9	2	2	1	248	264.4
08:00	69		19		6					94	101.8	55		18	3		4				80	85.5
08:15	69		16	3	7			1		96	106	50		12		1	3			1	67	70.5
08:30	71		11	6	9					98	113.7	63		13	1	1	3			1	82	86
08:45	67		14	4	9					94	107.7	56		13			2				71	73
H/Total	276	0	60	13	31	0	1	1	0	382	429.2	224	0	56	4	2	12	0	0	2	300	315
09:00	57		24	11	8					100	115.9	60		14			4		1		79	82.4
09:15	49		22	3	9					83	96.2	49		11	2	1	2			1	66	69.5
09:30	54		28	2	10			1		95	110	43		10		2	3		1		59	64
09:45	51	1	24	4	9			2		91	103.5	51		7	4	2	2				66	72.6
H/Total	211	1	98	20	36	0	1	2	0	369	425.6	203	0	42	6	5	11	0	2	1	270	288.5
Total	759	1	247	56	80	0	11	5	0	1159	1299	600	0	149	17	10	32	2	4	4	818	867.9

Time	B - C										B - D											
	CAR	TAXI	LGV	OGV 1	OGV 2	BUS	COACH	MCY	PCY	TOTAL	TOTAL (PCU)	CAR	TAXI	LGV	OGV 1	OGV 2	BUS	COACH	MCY	PCY	TOTAL	TOTAL (PCU)
16:00	72		19	1	7			2	1	102	113	67		17	3	1	2			1	91	95.2
16:15	98		17	2	7					124	134.1	70	1	10	1		2				84	86.5
16:30	76		7	3	3					89	94.4	79		11			2		1		93	94.4
16:45	100		9	1	3				1	114	117.8	78		14	1		3				96	99.5
H/Total	346	0	52	7	20	0	2	2	0	429	459.3	294	1	52	5	1	9	0	2	0	364	375.6
17:00	104		7	1	2			1	2	117	119.9	79		14			3				96	99
17:15	98		7	1	3					110	113.8	100		10			3		1		114	116.4
17:30	99		11	2	1				1	113	115.3	78		14			2		1		95	96.4
17:45	105		13		3					121	124.9	84		14			3		1		102	104.4
H/Total	406	0	38	4	9	0	1	3	0	461	473.9	341	0	52	0	0	11	0	3	0	407	416.2
18:00	89		7		3				1	100	103.3	92	1	10			2		2	1	108	108
18:15	113		7	1	1					122	123.8	94		13			3	1	3	1	115	116.4
18:30	71		12	2	1					86	88.3	109		11			1		2		123	122.8
18:45	70		9		1			1		81	83.3	91		11		1	3		1	1	108	110.9
H/Total	343	0	35	3	6	1	0	1	0	389	398.7	386	1	45	0	1	9	1	8	3	454	458.1
Total	1095	0	125	14	35	1	3	6	0	1279	1331.9	1021	2	149	5	2	29	1	13	3	1225	1249.9

Project Number: **TSP12633**
 Project Name: **Hayes, Hillingdon**
 Survey Type: **Manual Classified Traffic Count**
 Site No: **7**
 Location: **The Pkwy/ Hayes Road/ N Hyde Road**
 Date: **19 April 2016, Tuesday**



Time	C - A										C - B											
	CAR	TAXI	LGV	OGV 1	OGV 2	BUS	COACH	MCY	PCY	TOTAL	TOTAL (PCU)	CAR	TAXI	LGV	OGV 1	OGV 2	BUS	COACH	MCY	PCY	TOTAL	TOTAL (PCU)
07:00	276		49	19	5	2	1	11		363	375.4	72		19	4	6					101	110.8
07:15	306	1	60	10	8	1		13		399	407.6	75		13	1	3			1		93	96.8
07:30	273		72	12	4		1	5		367	376.2	80		23	2	1					106	108.3
07:45	238	1	55	15	7	1		5		322	336.6	93		29	1	4			1		128	133.1
H/Total	1093	2	236	56	24	4	2	34	0	1451	1495.8	320	0	84	8	14	0	0	2	0	428	449
08:00	236	1	61	9	8			3		318	331.1	112		22	3	4			1		142	148.1
08:15	256	1	36	7	8	1	3	7	1	320	332.9	105		14	4	5					128	136.5
08:30	233	1	41	10	6			6		297	306.2	78		13	2	6					99	107.8
08:45	236		53	7	7		1	4		308	319.2	69		14	1	8		1			93	104.9
H/Total	961	3	191	33	29	1	4	20	1	1243	1289.4	364	0	63	10	23	0	1	1	0	462	497.3
09:00	235	1	61	12	14		2			325	351.2	85		21	1	7		3			117	129.6
09:15	208	1	69	14	6		1	2		301	315.6	100		18	3	4	1	1			127	135.7
09:30	247		73	13	6		3	2		344	360.1	59		19	2	4					84	90.2
09:45	217	2	79	9	15	1	1	4		328	351.6	65		16	4	4					89	96.2
H/Total	907	4	282	48	41	1	7	8	0	1298	1378.5	309	0	74	10	19	1	4	0	0	417	451.7
Total	2961	9	709	137	94	6	13	62	1	3992	4163.7	993	0	221	28	56	1	5	3	0	1307	1398

Time	C - A										C - B											
	CAR	TAXI	LGV	OGV 1	OGV 2	BUS	COACH	MCY	PCY	TOTAL	TOTAL (PCU)	CAR	TAXI	LGV	OGV 1	OGV 2	BUS	COACH	MCY	PCY	TOTAL	TOTAL (PCU)
16:00	293		66	4	6		1	5		375	382.8	68		14	3	5		3			93	104
16:15	310		56	8	6		2	3		385	397	60		19	2	1					82	84.3
16:30	356		71	3	3			10		443	442.4	62		16	3	1		2			84	88.8
16:45	357		71	2	7			12		449	451.9	75		11	4	4			1		95	101.6
H/Total	1316	0	264	17	22	0	3	30	0	1652	1674.1	265	0	60	12	11	0	5	1	0	354	378.7
17:00	344		66	4	3			11		428	427.3	69		12	4	2					87	91.6
17:15	369		73	4	8			12		466	471.2	73		16	2	2			1		94	97
17:30	313	2	44	1	5			10		375	376	58	1	12	2	1			1		75	76.7
17:45	381	1	43	5	4			11	1	446	446.3	58		15	1	1		1			76	78.8
H/Total	1407	3	226	14	20	0	0	44	1	1715	1720.8	258	1	55	9	6	0	1	2	0	332	344.1
18:00	331		37	4	2		1	11		386	385	76		19		2			1		98	100
18:15	305		27	5	2			15		354	350.1	81		15	1	2		1			100	104.1
18:30	311	2	37	7	5		1	4		367	375.6	65		10	2	2					79	82.6
18:45	271		37	8	6		2	8		332	341	65		10	2	4					81	87.2
H/Total	1218	2	138	24	15	0	4	38	0	1439	1451.7	287	0	54	5	10	0	1	1	0	358	373.9
Total	3941	5	628	55	57	0	7	112	1	4806	4846.6	810	1	169	26	27	0	7	4	0	1044	1096.7

Project Number: **TSP12633**
 Project Name: **Hayes, Hillingdon**
 Survey Type: **Manual Classified Traffic Count**
 Site No: **7**
 Location: **The Pkwy/ Hayes Road/ N Hyde Road**
 Date: **19 April 2016, Tuesday**



Time	C - C										C - D												
	CAR	TAXI	LGV	OGV 1	OGV 2	BUS	COACH	MCY	PCY	TOTAL	TOTAL (PCU)	CAR	TAXI	LGV	OGV 1	OGV 2	BUS	COACH	MCY	PCY	TOTAL	TOTAL (PCU)	
07:00										0	0	30		6	1	3					1	41	44.6
07:15										0	0	45		7	2	1						55	57.3
07:30										0	0	38		14	6	1				2	1	62	64.3
07:45	1									1	1	47		4	2	2	1		3	1		60	62
H/Total	1	0	0	0	0	0	0	0	0	1	1	160	0	31	11	7	1	0	5	3		218	228.2
08:00	1									1	1	45		13	3	2			3	2		68	68.7
08:15										0	0	51	1	12		4					2	70	73.6
08:30	2									2	2	45		15	5	3				2	2	72	75.6
08:45					1					1	2.3	31	1	8	4	3					3	50	53.5
H/Total	3	0	0	0	1	0	0	0	0	4	5.3	172	2	48	12	12	0	0	5	9		260	271.4
09:00										0	0	41		10	2	2				1	1	57	59.2
09:15	1									1	1	33	2	10	4	3					1	53	58.1
09:30										0	0	33		7	2	1			1	1	1	46	47.9
09:45	1									1	1	31		11	1	1						44	45.8
H/Total	2	0	0	0	0	0	0	0	0	2	2	138	2	38	9	7	0	1	2	3		200	211
Total	6	0	0	0	1	0	0	0	0	7	8.3	470	4	117	32	26	1	1	12	15		678	710.6

Time	C - C										C - D												
	CAR	TAXI	LGV	OGV 1	OGV 2	BUS	COACH	MCY	PCY	TOTAL	TOTAL (PCU)	CAR	TAXI	LGV	OGV 1	OGV 2	BUS	COACH	MCY	PCY	TOTAL	TOTAL (PCU)	
16:00	1									1	1	22		8	3	2				1		36	39.5
16:15										0	0	22		14	2	4						43	50.2
16:30	2									2	2	17		3	1	1			1			24	27.8
16:45										0	0	36		9	2	1				1	1	50	50.9
H/Total	3	0	0	0	0	0	0	0	0	3	3	97	0	34	8	8	0	3	2	1		153	168.4
17:00	1									1	1	26		14		2				1	1	44	45.2
17:15										0	0	38		18						2		58	56.8
17:30										0	0	24		8						2		36	35.3
17:45	1									1	1	38	1	4	1						2	44	42.4
H/Total	2	0	0	0	0	0	0	0	0	2	2	126	1	44	1	2	0	0	5	3		182	179.7
18:00	1									1	1	37		13	2	1						53	55.3
18:15	2									2	2	29		7	1					1		38	37.9
18:30	1									1	1	37	1	7	1	1				3		50	50
18:45	2									2	2	33		9	1						1	44	43.7
H/Total	6	0	0	0	0	0	0	0	0	6	6	136	1	36	5	2	0	0	4	1		185	186.9
Total	11	0	0	0	0	0	0	0	0	11	11	359	2	114	14	12	0	3	11	5		520	535

Project Number: **TSP12633**
 Project Name: **Hayes, Hillingdon**
 Survey Type: **Manual Classified Traffic Count**
 Site No: **7**
 Location: **The Pkwy/ Hayes Road/ N Hyde Road**
 Date: **19 April 2016, Tuesday**



Time	D - A										D - B											
	CAR	TAXI	LGV	OGV 1	OGV 2	BUS	COACH	MCY	PCY	TOTAL	TOTAL (PCU)	CAR	TAXI	LGV	OGV 1	OGV 2	BUS	COACH	MCY	PCY	TOTAL	TOTAL (PCU)
07:00	49		15	2		3		2		71	73.8	62		15		2	4				83	89.6
07:15	80		16	1		3				100	103.5	63		31		2					96	98
07:30	66		16		1	2				85	88.3	48		22		2					72	74
07:45	62		10	2	2	1	1	2		80	84.4	78		20		1	3		1		103	106.7
H/Total	257	0	57	5	3	9	1	4	0	336	350	251	0	88	0	3	11	0	1	0	354	368.3
08:00	73		18	4		1		1		96	97.4	88		10	2	2	3		1		106	112
08:15	64		17	4	2			4		91	93.2	99		20	2	1					122	124
08:30	75		14	4	1	1		1		96	99.7	75	1	17	3	3		2	1		102	104.5
08:45	66	1	19	1	3					90	94.4	68	1	8		3					80	83
H/Total	278	1	68	13	6	1	0	6	0	373	384.7	330	2	55	7	2	10	0	3	1	410	423.5
09:00	58		21	1	1					81	82.8	67		12	3	1	2		1	1	87	90.4
09:15	61		17	4	1			2	1	86	90.7	48		14	1	3					66	69.5
09:30	53		23	3	3					82	87.4	50		7		1	3		1		62	65.7
09:45	50		14	4	1			1		70	72.7	49		11		1	4		1		66	70.7
H/Total	222	0	75	12	6	0	2	2	0	319	333.6	214	0	44	4	3	12	0	3	1	281	296.3
Total	757	1	200	30	15	10	3	12	0	1028	1068.3	795	2	187	11	8	33	0	7	2	1045	1088.1

Time	D - A										D - B											
	CAR	TAXI	LGV	OGV 1	OGV 2	BUS	COACH	MCY	PCY	TOTAL	TOTAL (PCU)	CAR	TAXI	LGV	OGV 1	OGV 2	BUS	COACH	MCY	PCY	TOTAL	TOTAL (PCU)
16:00	100		17	3	2			2		124	126.9	61		5	4		3				73	78
16:15	92		13	4	1	1		4		106	104.1	50		10	2		1	1			67	71.4
16:30	90		13	3	1			2		111	114.1	59		7		2		1			69	70.4
16:45	80	1	16	3	1			1		102	104.2	51		8	2		3		1		65	68.4
H/Total	362	1	55	11	4	1	0	9	0	443	449.3	221	0	30	8	0	11	1	3	0	274	288.2
17:00	74		13	2				4		93	91.6	66		11	2		4		1		84	88.4
17:15	103		6					5		114	111	63		10			3				76	79
17:30	81		11	1				5		98	95.5	63		8			4	1	2	1	79	82
17:45	80		10	1				3		94	92.7	54		8	1		2		1	1	66	67.7
H/Total	338	0	40	4	0	0	0	17	0	399	390.8	246	0	37	3	0	13	1	3	2	305	317.1
18:00	78		5					1		84	83.4	87		9			3				99	102
18:15	76		7	1				1		85	84.9	84		10	1		2		1		97	97.9
18:30	67		7				1	1		76	76.4	86		11		1	1			1	101	103.5
18:45	93		7			1		3		104	103.2	62		12	1		3			1	79	81.7
H/Total	314	0	26	1	0	1	1	6	0	349	347.9	319	0	42	2	1	9	0	1	2	376	385.1
Total	1014	1	121	16	4	2	1	32	0	1191	1188	786	0	109	13	1	33	2	7	4	955	990.4

Project Number: **TSP12633**
 Project Name: **Hayes, Hillingdon**
 Survey Type: **Manual Classified Traffic Count**
 Site No: **7**
 Location: **The Pkwy/ Hayes Road/ N Hyde Road**
 Date: **19 April 2016, Tuesday**



Time	D - C										D - D											
	CAR	TAXI	LGV	OGV 1	OGV 2	BUS	COACH	MCY	PCY	TOTAL	TOTAL (PCU)	CAR	TAXI	LGV	OGV 1	OGV 2	BUS	COACH	MCY	PCY	TOTAL	TOTAL (PCU)
07:00	18		15	4	4			2		43	49				1	2					3	5.5
07:15	29		7	4						40	42										2	3
07:30	23		7	1	5					36	43	1		1		1	1				2	3
07:45	9		10	2	3			3		27	30.1										0	0
H/Total	79	0	39	11	12	0	0	5	0	146	164.1	1	0	1	1	0	3	1	0	0	7	11.5
08:00	15		15	2	3			1	2	38	42.7										0	0
08:15	24		5	2	2	2	1	2		36	42.6										0	0
08:30	18		9	1	6		1			35	44.3	2									2	2
08:45	10		14	2	3					29	33.9			2							2	2
H/Total	67	0	43	7	14	2	3	2	0	138	163.5	2	0	2	0	0	0	0	0	0	4	4
09:00	18		11		3					32	35.9			1							1	1
09:15	17		7	2	2					28	31.6										0	0
09:30	20		6		7					33	42.1										0	0
09:45	20	1	14	3	2					40	44.1	1		2		1					4	5
H/Total	75	1	38	5	14	0	0	0	0	133	153.7	1	0	3	0	0	1	0	0	0	5	6
Total	221	1	120	23	40	2	3	7	0	417	481.3	4	0	6	1	0	4	1	0	0	16	21.5

Time	D - C										D - D											
	CAR	TAXI	LGV	OGV 1	OGV 2	BUS	COACH	MCY	PCY	TOTAL	TOTAL (PCU)	CAR	TAXI	LGV	OGV 1	OGV 2	BUS	COACH	MCY	PCY	TOTAL	TOTAL (PCU)
16:00	35		7	1				1		44	43.9	2									3	4.3
16:15	34	1	9	2	2			1		49	52	2		2		1					4	4
16:30	31		9	1	3			2	1	47	49.4	1									1	1
16:45	38		5		1			1		45	45.7	3									3	3
H/Total	138	1	30	4	6	0	0	5	1	185	191	8	0	2	0	1	0	0	0	0	11	12.3
17:00	40		8	3				7		58	55.3	3									3	3
17:15	33		5		3			2		43	45.7	3									3	3
17:30	32		4		1			1	1	39	38.9	4			1						5	6.3
17:45	47		5		4					56	61.2	3									3	3
H/Total	152	0	22	3	8	0	0	10	1	196	201.1	13	0	0	0	1	0	0	0	0	14	15.3
18:00	35		9	1	3			2		50	53.2	2									2	2
18:15	24		5	1	2			3		35	36.3	3									3	3
18:30	21		9	1				1		32	31.9	2									2	2
18:45	16		4	1						21	21.5	2									2	2
H/Total	96	0	27	4	5	0	0	6	0	138	142.9	9	0	0	0	0	0	0	0	0	9	9
Total	386	1	79	11	19	0	0	21	2	519	535	30	0	2	0	2	0	0	0	0	34	36.6

Project Number: **TSP12633**
 Project Name: **Hayes, Hillingdon**
 Survey Type: **Manual Classified Traffic Count**
 Site No: **7**
 Location: **The Pkwy/ Hayes Road/ N Hyde Road**
 Date: **19 April 2016, Tuesday**



Time	From A										To A											
	CAR	TAXI	LGV	OGV 1	OGV 2	BUS	COACH	MCY	PCY	TOTAL	TOTAL (PCU)	CAR	TAXI	LGV	OGV 1	OGV 2	BUS	COACH	MCY	PCY	TOTAL	TOTAL (PCU)
07:00	391	1	113	12	9	1	0	12	0	539	550.5	386	0	86	22	5	6	1	14	0	520	536.1
07:15	392	1	103	12	9	1	0	5	0	523	538.7	432	1	96	11	8	4	0	13	0	565	577.1
07:30	404	0	97	19	3	1	2	10	0	536	546.4	378	0	111	18	5	3	2	5	0	522	539.5
07:45	448	0	84	9	6	0	0	12	0	559	564.1	349	1	88	19	9	2	1	7	0	476	496
H/Total	1635	2	397	52	27	3	2	39	0	2157	2199.7	1545	2	381	70	27	15	4	39	0	2083	2148.7
08:00	483	1	88	22	8	0	1	7	0	610	628.2	354	1	113	17	8	0	0	5	0	498	513.9
08:15	384	0	80	17	14	0	2	6	0	503	528.1	383	1	71	13	11	1	3	12	1	496	512.8
08:30	409	4	62	24	16	0	0	9	0	524	551.4	359	1	68	15	9	1	1	8	0	462	478.4
08:45	425	4	76	9	13	3	0	10	0	540	558.4	371	1	86	10	15	0	1	4	0	488	511.1
H/Total	1701	9	306	72	51	3	3	32	0	2177	2266.1	1467	4	338	55	43	2	5	29	1	1944	2016.2
09:00	445	2	93	24	12	2	1	9	0	588	613.2	338	1	102	14	18	0	3	1	0	477	509.8
09:15	411	6	98	21	16	2	0	6	0	560	589.7	342	1	104	21	12	0	3	4	0	487	513.7
09:30	347	0	99	5	13	2	6	5	0	477	501.4	358	0	122	20	10	0	4	2	0	516	541.8
09:45	338	1	93	23	14	1	0	8	0	478	503.9	311	2	117	18	25	2	1	6	0	482	522.9
H/Total	1541	9	383	73	55	7	7	28	0	2103	2208.2	1349	4	445	73	65	2	11	13	0	1962	2088.2
Total	4877	20	1086	197	133	13	12	99	0	6437	6674	4361	10	1164	198	135	19	20	81	1	5989	6253.1

Time	From A										To A											
	CAR	TAXI	LGV	OGV 1	OGV 2	BUS	COACH	MCY	PCY	TOTAL	TOTAL (PCU)	CAR	TAXI	LGV	OGV 1	OGV 2	BUS	COACH	MCY	PCY	TOTAL	TOTAL (PCU)
16:00	412	4	78	11	5	1	1	5	0	517	528	503	0	100	8	12	1	1	11	0	636	651
16:15	400	0	91	11	6	1	1	9	0	519	528.9	482	0	81	10	10	0	2	7	0	592	607.8
16:30	402	1	56	8	6	0	0	9	0	482	488.4	536	0	101	9	4	1	0	12	0	663	666.5
16:45	427	0	90	4	10	2	0	7	0	540	552.8	525	3	100	8	9	0	0	14	0	659	666.3
H/Total	1641	5	315	34	27	4	2	30	0	2058	2098.1	2046	3	382	35	35	2	3	44	0	2550	2591.6
17:00	417	1	74	7	2	0	1	13	0	515	514.3	521	0	90	6	4	1	0	18	0	640	638.4
17:15	460	3	65	4	9	0	1	10	0	552	560.7	565	0	95	4	8	0	0	21	0	693	692.8
17:30	496	4	63	9	3	0	2	5	1	583	589.6	508	2	67	3	5	0	0	16	0	601	599.4
17:45	475	1	51	1	6	0	1	10	0	545	548.3	558	1	65	7	4	0	0	16	1	652	650.3
H/Total	1848	9	253	21	20	0	5	38	1	2195	2212.9	2152	3	317	20	21	1	0	71	1	2586	2580.9
18:00	458	0	57	8	4	0	0	6	0	533	538.6	487	0	51	4	2	0	2	12	0	558	557.4
18:15	427	0	58	3	3	0	0	12	0	503	501.2	459	0	42	6	2	0	0	18	0	527	521.8
18:30	403	0	54	2	2	0	0	6	0	467	467	465	2	53	7	5	0	2	8	0	542	549.2
18:45	541	2	68	3	3	0	1	10	0	628	628.4	449	0	55	8	6	1	2	11	0	532	540.2
H/Total	1829	2	237	16	12	0	1	34	0	2131	2135.2	1860	2	201	25	15	1	6	49	0	2159	2168.6
Total	5318	16	805	71	59	4	8	102	1	6384	6446.2	6058	8	900	80	71	4	9	164	1	7295	7341.1

Project Number: **TSP12633**
 Project Name: **Hayes, Hillingdon**
 Survey Type: **Manual Classified Traffic Count**
 Site No: **7**
 Location: **The Pkwy/ Hayes Road/ N Hyde Road**
 Date: **19 April 2016, Tuesday**



Time	From B										To B											
	CAR	TAXI	LGV	OGV 1	OGV 2	BUS	COACH	MCY	PCY	TOTAL	TOTAL (PCU)	CAR	TAXI	LGV	OGV 1	OGV 2	BUS	COACH	MCY	PCY	TOTAL	TOTAL (PCU)
07:00	157	0	65	12	6	5	2	4	0	251	269.4	210	0	58	6	13	5	0	1	0	293	317.3
07:15	152	0	41	8	3	2	7	0	1	214	230.1	216	0	74	3	5	3	0	1	0	302	312.4
07:30	150	0	62	12	6	3	3	1	0	237	256.2	231	0	73	6	1	2	0	1	0	314	319.7
07:45	186	0	63	8	1	1	0	0	0	259	265.3	308	0	81	3	6	3	0	6	0	407	415.7
H/Total	645	0	231	40	16	11	12	5	1	961	1021	965	0	286	18	25	13	0	9	0	1316	1365.1
08:00	170	0	73	7	6	4	0	1	0	261	275.7	333	0	71	9	7	3	0	2	0	425	440.4
08:15	182	0	46	5	9	3	0	2	1	248	263.2	292	0	54	9	7	1	1	0	0	364	379.6
08:30	184	0	38	8	12	3	2	1	1	249	272.2	276	1	54	11	8	3	0	2	1	356	372.9
08:45	192	0	41	6	14	2	0	0	0	255	278.2	242	2	45	4	12	3	1	0	0	309	330.6
H/Total	728	0	198	26	41	12	2	4	2	1013	1089.3	1143	3	224	33	34	10	2	4	1	1454	1523.5
09:00	163	0	58	12	11	4	2	2	0	252	277.1	272	0	63	9	13	2	5	2	1	367	393.4
09:15	173	0	52	8	15	2	0	2	1	253	276.5	251	0	60	8	8	5	1	4	0	337	355
09:30	152	0	64	6	13	3	2	1	0	241	265.3	192	0	51	2	8	3	0	2	0	258	271.2
09:45	146	1	57	13	21	3	0	3	0	244	279	199	1	52	16	12	4	0	3	0	287	312.8
H/Total	634	1	231	39	60	12	4	8	1	990	1097.9	914	1	226	35	41	14	6	11	1	1249	1332.4
Total	2007	1	660	105	117	35	18	17	4	2964	3208.2	3022	4	736	86	100	37	8	24	2	4019	4221

Time	From B										To B											
	CAR	TAXI	LGV	OGV 1	OGV 2	BUS	COACH	MCY	PCY	TOTAL	TOTAL (PCU)	CAR	TAXI	LGV	OGV 1	OGV 2	BUS	COACH	MCY	PCY	TOTAL	TOTAL (PCU)
16:00	247	0	52	5	12	3	2	6	0	327	346.5	238	0	42	11	7	4	3	1	0	306	327
16:15	249	1	41	4	11	2	0	0	0	308	326.3	213	0	40	6	2	3	1	4	0	269	276.2
16:30	249	0	35	5	3	2	0	1	0	295	302.8	243	0	35	6	2	2	2	2	0	292	300.4
16:45	266	2	36	5	4	3	0	2	0	318	327.5	247	0	50	9	7	3	0	2	0	318	333.4
H/Total	1011	3	164	19	30	10	2	9	0	1248	1303.1	941	0	167	32	18	12	6	9	0	1185	1237
17:00	284	0	32	1	3	4	1	5	0	330	336.4	243	1	40	8	2	4	0	6	0	304	311
17:15	293	0	34	1	3	3	0	6	0	340	343.8	290	0	46	4	3	3	0	3	0	349	356.1
17:30	289	0	36	3	1	2	0	2	0	333	336.6	260	1	40	5	1	4	2	5	1	319	325
17:45	286	0	39	1	3	3	0	3	0	335	340.6	246	0	36	2	2	2	1	0	1	290	295.8
H/Total	1152	0	141	6	10	12	1	16	0	1338	1357.4	1039	2	162	19	8	13	3	14	2	1262	1287.9
18:00	263	1	27	0	3	2	1	3	1	301	305.3	290	0	47	2	2	3	0	1	0	345	351
18:15	288	0	29	1	1	3	1	5	1	329	331	296	0	45	3	2	1	1	3	0	351	355.3
18:30	266	0	33	2	1	1	0	5	0	308	308.3	247	0	36	2	3	2	0	1	1	292	297.5
18:45	247	0	33	0	2	4	0	1	1	288	293.2	291	0	46	4	4	3	0	1	1	350	358.8
H/Total	1064	1	122	3	7	10	2	14	3	1226	1237.8	1124	0	174	11	11	9	1	6	2	1338	1362.6
Total	3227	4	427	28	47	32	5	39	3	3812	3898.3	3104	2	503	62	37	34	10	29	4	3785	3887.5

Project Number: **TSP12633**
 Project Name: **Hayes, Hillingdon**
 Survey Type: **Manual Classified Traffic Count**
 Site No: **7**
 Location: **The Pkwy/ Hayes Road/ N Hyde Road**
 Date: **19 April 2016, Tuesday**



Time	From C										To C											
	CAR	TAXI	LGV	OGV 1	OGV 2	BUS	COACH	MCY	PCY	TOTAL	TOTAL (PCU)	CAR	TAXI	LGV	OGV 1	OGV 2	BUS	COACH	MCY	PCY	TOTAL	TOTAL (PCU)
07:00	378	0	74	24	14	2	1	11	1	505	530.8	347	1	122	21	13	0	1	14	0	519	539
07:15	426	1	80	13	12	1	0	14	0	547	561.7	366	1	87	17	10	0	7	3	0	491	517.7
07:30	391	0	109	20	6	0	1	7	1	535	548.8	354	0	93	18	12	0	3	7	0	487	510.4
07:45	379	1	88	18	13	2	0	9	1	511	532.7	340	0	78	15	8	0	0	10	0	451	462.9
H/Total	1574	2	351	75	45	5	2	41	3	2098	2174	1407	2	380	71	43	0	11	34	0	1948	2030
08:00	394	1	96	15	14	0	0	7	2	529	548.9	385	1	76	17	13	0	2	8	0	502	524.6
08:15	412	2	62	11	17	1	3	7	3	518	543	334	0	68	16	20	2	2	7	0	449	482.8
08:30	358	1	69	17	15	0	0	8	2	470	491.6	331	3	54	22	27	0	2	7	0	446	489.9
08:45	336	1	75	12	19	0	2	4	3	452	479.9	332	2	73	12	21	3	0	10	0	453	483.3
H/Total	1500	5	302	55	65	1	5	26	10	1969	2063.4	1382	6	271	67	81	5	6	32	0	1850	1980.6
09:00	361	1	92	15	23	0	5	1	1	499	540	340	2	88	29	17	2	0	7	0	485	519.4
09:15	342	3	97	21	13	1	2	2	1	482	510.4	307	4	84	18	21	0	0	3	0	437	471.5
09:30	339	0	99	17	11	0	4	3	1	474	498.2	284	0	92	6	26	1	7	4	0	420	462.4
09:45	314	2	106	14	20	1	1	4	0	462	494.6	266	2	98	18	18	1	0	7	0	410	439.2
H/Total	1356	6	394	67	67	2	12	10	3	1917	2043.2	1197	8	362	71	82	4	7	21	0	1752	1892.5
Total	4430	13	1047	197	177	8	19	77	16	5984	6280.6	3986	16	1013	209	206	9	24	87	0	5550	5903.1

Time	From C										To C											
	CAR	TAXI	LGV	OGV 1	OGV 2	BUS	COACH	MCY	PCY	TOTAL	TOTAL (PCU)	CAR	TAXI	LGV	OGV 1	OGV 2	BUS	COACH	MCY	PCY	TOTAL	TOTAL (PCU)
16:00	384	0	88	10	13	0	4	6	0	505	527.3	357	3	66	8	9	0	3	6	0	452	467.1
16:15	392	0	89	12	11	0	3	3	0	510	531.5	379	1	93	9	14	1	0	5	0	502	522.7
16:30	437	0	90	7	5	0	4	10	0	553	561	342	0	52	8	10	0	0	7	1	420	432
16:45	468	0	91	8	12	0	0	14	1	594	604.4	391	0	65	2	10	0	0	8	0	476	485.2
H/Total	1681	0	358	37	41	0	11	33	1	2162	2224.2	1469	4	276	27	43	1	3	26	1	1850	1907
17:00	440	0	92	8	7	0	0	12	1	560	565.1	398	0	59	8	3	0	2	16	0	486	486.3
17:15	480	0	107	6	10	0	0	15	0	618	625	385	2	47	3	14	0	1	9	0	461	476.3
17:30	395	4	64	4	6	0	0	13	0	486	488	420	3	43	6	5	0	1	4	2	484	490.5
17:45	478	1	62	6	5	0	1	11	3	567	568.5	430	1	45	1	12	0	0	8	0	497	508.3
H/Total	1793	5	325	24	28	0	1	51	4	2231	2246.6	1633	6	194	18	34	0	4	37	2	1928	1961.4
18:00	445	0	69	6	5	0	1	12	0	538	541.3	392	0	44	6	10	0	0	8	0	460	471.2
18:15	417	0	49	7	4	0	1	16	0	494	494.1	379	0	39	4	6	0	0	9	0	437	441.4
18:30	414	3	54	10	8	0	1	7	0	497	509.2	339	0	51	5	3	0	0	4	0	402	406
18:45	371	0	56	11	10	0	2	8	1	459	473.9	403	2	47	3	4	1	1	3	0	464	470.9
H/Total	1647	3	228	34	27	0	5	43	1	1988	2018.5	1513	2	181	18	23	1	1	24	0	1763	1789.5
Total	5121	8	911	95	96	0	17	127	6	6381	6489.3	4615	12	651	63	100	2	8	87	3	5541	5657.9

Project Number: **TSP12633**
 Project Name: **Hayes, Hillingdon**
 Survey Type: **Manual Classified Traffic Count**
 Site No: **7**
 Location: **The Pkwy/ Hayes Road/ N Hyde Road**
 Date: **19 April 2016, Tuesday**



Time	From D										To D											
	CAR	TAXI	LGV	OGV 1	OGV 2	BUS	COACH	MCY	PCY	TOTAL	TOTAL (PCU)	CAR	TAXI	LGV	OGV 1	OGV 2	BUS	COACH	MCY	PCY	TOTAL	TOTAL (PCU)
07:00	129	0	45	7	6	9	0	4	0	200	217.9	112	0	31	6	4	6	1	2	1	163	176.2
07:15	172	0	55	5	0	6	0	0	0	238	246.5	128	0	22	7	1	3	0	2	1	164	169.8
07:30	138	0	45	1	6	4	1	0	0	195	208.3	120	0	36	10	3	3	2	5	1	180	190.1
07:45	149	0	40	4	6	4	1	6	0	210	221.2	165	0	28	2	3	2	0	4	1	205	208.7
H/Total	588	0	185	17	18	23	2	10	0	843	893.9	525	0	117	25	11	14	3	13	4	712	744.8
08:00	176	0	43	8	5	3	1	4	0	240	252.1	151	0	40	9	5	4	0	4	2	215	226
08:15	187	0	42	8	4	3	1	4	0	249	259.8	156	1	37	3	6	3	0	0	3	209	218.9
08:30	170	1	40	8	7	4	1	3	1	235	250.5	155	1	33	9	6	3	0	4	3	214	224.5
08:45	144	2	43	3	6	3	0	0	0	201	213.3	152	2	31	4	4	2	0	0	3	198	204.8
H/Total	677	3	168	27	22	13	3	11	1	925	975.7	614	4	141	25	21	12	0	8	11	836	874.2
09:00	143	0	45	4	5	2	0	1	1	201	210.1	162	0	35	3	3	4	0	3	1	211	217.8
09:15	126	0	38	7	3	3	2	1	0	180	191.8	152	4	37	10	6	3	0	0	2	214	228.2
09:30	123	0	36	3	11	3	0	1	0	177	195.2	127	0	33	3	4	4	1	2	1	175	184.7
09:45	120	1	41	7	4	5	0	2	0	180	192.5	142	0	30	5	4	3	0	1	0	185	195.1
H/Total	512	1	160	21	23	13	2	5	1	738	789.6	583	4	135	21	17	14	1	6	4	785	825.8
Total	1777	4	513	65	63	49	7	26	2	2506	2659.2	1722	8	393	71	49	40	4	27	19	2333	2444.8

Time	From D										To D											
	CAR	TAXI	LGV	OGV 1	OGV 2	BUS	COACH	MCY	PCY	TOTAL	TOTAL (PCU)	CAR	TAXI	LGV	OGV 1	OGV 2	BUS	COACH	MCY	PCY	TOTAL	TOTAL (PCU)
16:00	198	0	29	8	3	3	0	3	0	244	253.1	143	1	39	7	5	2	0	2	0	199	209.8
16:15	178	1	30	5	2	3	1	6	0	226	231.5	145	1	37	7	4	2	2	2	0	200	211.5
16:30	181	0	29	5	4	3	0	5	1	228	234.9	148	1	22	2	2	2	2	4	0	183	188.2
16:45	172	1	29	5	2	3	0	3	0	215	221.3	170	0	31	3	2	5	0	2	1	214	221.1
H/Total	729	2	117	23	11	12	1	17	1	913	940.8	606	3	129	19	13	11	4	10	1	796	830.6
17:00	183	0	32	7	0	4	0	12	0	238	238.3	162	0	41	1	3	3	0	2	1	213	218.4
17:15	202	0	21	0	3	3	0	7	0	236	238.7	195	1	39	0	0	3	0	5	0	243	243
17:30	180	0	23	1	2	4	1	8	2	221	222.7	172	2	36	3	1	2	0	3	0	219	222
17:45	184	0	23	2	4	2	0	3	1	219	224.6	189	0	29	0	0	3	1	3	2	227	227.6
H/Total	749	0	99	10	9	13	1	30	3	914	924.3	718	3	145	4	4	11	1	13	3	902	911
18:00	202	0	23	1	3	3	0	3	0	235	240.6	199	1	34	3	1	2	0	3	1	244	246.2
18:15	187	0	22	3	2	1	0	5	0	220	222.1	185	0	32	1	0	3	1	8	1	231	229.9
18:30	176	0	27	1	1	2	1	2	1	211	213.8	208	1	28	1	1	1	0	7	0	247	245.6
18:45	173	0	23	2	0	4	0	3	1	206	208.4	189	0	32	1	1	3	0	7	2	235	234
H/Total	738	0	95	7	6	10	1	13	2	872	884.9	781	2	126	6	3	9	1	25	4	957	955.7
Total	2216	2	311	40	26	35	3	60	6	2699	2750	2105	8	400	29	20	31	6	48	8	2655	2697.3

Project Number: **TSP12633**
 Project Name: **Hayes, Hillingdon**
 Survey Type: **Manual Classified Traffic Count**
 Site No: **7**
 Location: **The Pkwy/ Hayes Road/ N Hyde Road**
 Date: **19 April 2016, Tuesday**



Time	Whole Junction										
	CAR	TAXI	LGV	OGV 1	OGV 2	BUS	COACH	MCY	PCY	TOTAL	TOTAL (PCU)
07:00	1055	1	297	55	35	17	3	31	1	1495	1568.6
07:15	1142	2	279	38	24	10	7	19	1	1522	1577
07:30	1083	0	313	52	21	8	7	18	1	1503	1559.7
07:45	1162	1	275	39	26	7	1	27	1	1539	1583.3
H/Total	4442	4	1164	184	106	42	18	95	4	6059	6288.6
08:00	1223	2	300	52	33	7	2	19	2	1640	1704.9
08:15	1165	2	230	41	44	7	6	19	4	1518	1594.1
08:30	1121	6	209	57	50	7	3	21	4	1478	1565.7
08:45	1097	7	235	30	52	8	2	14	3	1448	1529.8
H/Total	4606	17	974	180	179	29	13	73	13	6084	6394.5
09:00	1112	3	288	55	51	8	8	13	2	1540	1640.4
09:15	1052	9	285	57	47	8	4	11	2	1475	1568.4
09:30	961	0	298	31	48	8	12	10	1	1369	1460.1
09:45	918	5	297	57	59	10	1	17	0	1364	1470
H/Total	4043	17	1168	200	205	34	25	51	5	5748	6138.9
Total	13091	38	3306	564	490	105	56	219	22	17891	18822

Peak Hours	Totals
07:00 08:00	6059
07:15 08:15	6204
07:30 08:30	6200
07:45 08:45	6175

08:00 09:00	6084
08:15 09:15	5984
08:30 09:30	5941
08:45 09:45	5832

09:00 10:00	5748
-------------	------

Time	Whole Junction										
	CAR	TAXI	LGV	OGV 1	OGV 2	BUS	COACH	MCY	PCY	TOTAL	TOTAL (PCU)
16:00	1241	4	247	34	33	7	7	20	0	1593	1654.9
16:15	1219	2	251	32	30	6	5	18	0	1563	1618.2
16:30	1269	1	210	25	18	5	4	25	1	1558	1587.1
16:45	1333	3	246	22	28	8	0	26	1	1667	1706
H/Total	5062	10	954	113	109	26	16	89	2	6381	6566.2
17:00	1324	1	230	23	12	8	2	42	1	1643	1654.1
17:15	1435	3	227	11	25	6	1	38	0	1746	1768.2
17:30	1360	8	186	17	12	6	3	28	3	1623	1636.9
17:45	1423	2	175	10	18	5	2	27	4	1666	1682
H/Total	5542	14	818	61	67	25	8	135	8	6678	6741.2
18:00	1368	1	176	15	15	5	2	24	1	1607	1625.8
18:15	1319	0	158	14	10	4	2	38	1	1546	1548.4
18:30	1259	3	168	15	12	3	2	20	1	1483	1498.3
18:45	1332	2	180	16	15	8	3	22	3	1581	1603.9
H/Total	5278	6	682	60	52	20	9	104	6	6217	6276.4
Total	15882	30	2454	234	228	71	33	328	16	19276	19584

Peak Hours	Totals
16:00 17:00	6381
16:15 17:15	6431
16:30 17:30	6614
16:45 17:45	6679

17:00 18:00	6678
17:15 18:15	6642
17:30 18:30	6442
17:45 18:45	6302

18:00 19:00	6217
-------------	------



Client: Odyssey Markides

Project Number: TSP12633

Project Name: Hayes, Hillingdon

Survey Type: Manual Classified Traffic Count


Survey Date: 19 April 2016

Survey Time: 07:00 - 10:00 and 16:00 - 19:00

Weather: Dry

Comments:

Project Number: TSP12633
Project Name: Hayes, Hillingdon
Survey Type: Manual Classified Traffic Count
Site No: 8
Location: Station Road/ Nestles Ave/ Keith Road



Project Number: **TSP12633**
 Project Name: **Hayes, Hillingdon**
 Survey Type: **Manual Classified Traffic Count**
 Site No: **8**
 Location: **Station Road/ Nestles Ave/ Kelth Road**
 Date: **19 April 2016, Tuesday**



Time	A - A										A - B												
	CAR	TAXI	LGV	OGV 1	OGV 2	BUS	COACH	MCY	PCY	TOTAL	TOTAL (PCU)	CAR	TAXI	LGV	OGV 1	OGV 2	BUS	COACH	MCY	PCY	TOTAL	TOTAL (PCU)	
07:00										0	0	2									2	2	
07:15										0	0	2										2	2
07:30										0	0	8										8	8
07:45										0	0	6		1								7	7
H/Total	0	0	0	0	0	0	0	0	0	0	0	18	0	1	0	0	0	0	0	0	19	19	
08:00										0	0	5										5	5
08:15										0	0	10										10	10
08:30	1									1	1	3										3	3
08:45										0	0	12										12	12
H/Total	1	0	0	0	0	0	0	0	0	1	1	30	0	0	0	0	0	0	0	0	30	30	
09:00										0	0	4										4	4
09:15										0	0	6										6	6
09:30										0	0	3										3	3
09:45										0	0	7		2								9	9
H/Total	0	0	0	0	0	0	0	0	0	0	0	20	0	2	0	0	0	0	0	0	22	22	
Total	1	0	0	0	0	0	0	0	0	1	1	68	0	3	0	0	0	0	0	0	71	71	

Time	A - A										A - B												
	CAR	TAXI	LGV	OGV 1	OGV 2	BUS	COACH	MCY	PCY	TOTAL	TOTAL (PCU)	CAR	TAXI	LGV	OGV 1	OGV 2	BUS	COACH	MCY	PCY	TOTAL	TOTAL (PCU)	
16:00										0	0	7										7	7
16:15										0	0	1		2					1			4	3.4
16:30										0	0	7										7	7
16:45										0	0	4		1								5	5
H/Total	0	0	0	0	0	0	0	0	0	0	0	19	0	3	0	0	0	0	1	0	23	22.4	
17:00										0	0	6										6	6
17:15										0	0	3										3	3
17:30										0	0	5		1								6	6
17:45										0	0	4										4	4
H/Total	0	0	0	0	0	0	0	0	0	0	0	18	0	1	0	0	0	0	0	0	19	19	
18:00										0	0	1										1	1
18:15										0	0	9		1								10	10
18:30										0	0	4							1			5	4.4
18:45										0	0	4		1								5	5
H/Total	0	0	0	0	0	0	0	0	0	0	0	18	0	2	0	0	0	0	1	0	21	20.4	
Total	0	0	0	0	0	0	0	0	0	0	0	55	0	6	0	0	0	0	2	0	63	61.8	

Project Number: **TSP12633**
 Project Name: **Hayes, Hillingdon**
 Survey Type: **Manual Classified Traffic Count**
 Site No: **8**
 Location: **Station Road/ Nestles Ave/ Kelth Road**
 Date: **19 April 2016, Tuesday**



Time	A - C										A - D												
	CAR	TAXI	LGV	OGV 1	OGV 2	BUS	COACH	MCY	PCY	TOTAL	TOTAL (PCU)	CAR	TAXI	LGV	OGV 1	OGV 2	BUS	COACH	MCY	PCY	TOTAL	TOTAL (PCU)	
07:00	2									2	2	2										2	2
07:15	1		1							2	2	3										3	3
07:30	4									4	4	1										1	1
07:45	3									3	3	2										2	2
H/Total	10	0	1	0	0	0	0	0	0	11	11	8	0	0	0	0	0	0	0	0	0	8	8
08:00	5		2							7	7	1		2								3	3
08:15	2		2						1	5	4.2											0	0
08:30	5							1		6	5.4	4		1							5	5	
08:45	2									2	2	1		1							2	2	
H/Total	14	0	4	0	0	0	0	1	1	20	18.6	6	0	4	0	0	0	0	0	0	10	10	
09:00	3		1							4	4	5										5	5
09:15	1									1	1	1										1	1
09:30	3		1							4	4											0	0
09:45	3									3	3	1		1								2	2
H/Total	10	0	2	0	0	0	0	0	0	12	12	7	0	1	0	0	0	0	0	0	0	8	8
Total	34	0	7	0	0	0	0	1	1	43	41.6	21	0	5	0	0	0	0	0	0	0	26	26

Time	A - C										A - D												
	CAR	TAXI	LGV	OGV 1	OGV 2	BUS	COACH	MCY	PCY	TOTAL	TOTAL (PCU)	CAR	TAXI	LGV	OGV 1	OGV 2	BUS	COACH	MCY	PCY	TOTAL	TOTAL (PCU)	
16:00	2									2	2			1								1	1
16:15	2		1							3	3	4		1								5	5
16:30	5									5	5	1										1	1
16:45								1	1	2	0.6	1		3								4	4
H/Total	9	0	1	0	0	0	0	1	1	12	10.6	6	0	5	0	0	0	0	0	0	0	11	11
17:00										0	0	1										1	1
17:15	4		1						2	7	5.4	2										2	2
17:30	3									3	3	4										4	4
17:45	1									1	1	4										4	4
H/Total	8	0	1	0	0	0	0	0	2	11	9.4	11	0	0	0	0	0	0	0	0	0	11	11
18:00	2									2	2	1										1	1
18:15										0	0	5		1								6	6
18:30	2		1							3	3	1										1	1
18:45	4									4	4											0	0
H/Total	8	0	1	0	0	0	0	0	0	9	9	7	0	1	0	0	0	0	0	0	0	8	8
Total	25	0	3	0	0	0	0	1	3	32	29	24	0	6	0	0	0	0	0	0	0	30	30

Project Number: **TSP12633**
 Project Name: **Hayes, Hillingdon**
 Survey Type: **Manual Classified Traffic Count**
 Site No: **8**
 Location: **Station Road/ Nestles Ave/ Keith Road**
 Date: **19 April 2016, Tuesday**



Time	B - C										B - D											
	CAR	TAXI	LGV	OGV 1	OGV 2	BUS	COACH	MCY	PCY	TOTAL	TOTAL (PCU)	CAR	TAXI	LGV	OGV 1	OGV 2	BUS	COACH	MCY	PCY	TOTAL	TOTAL (PCU)
07:00	20		3						23	23	44		9		11				1	65	75.2	
07:15	30		3						33	33	56		13		12		1		3	89	101.3	
07:30	36		2					1	40	38.6	75	2	16		11		5		3	113	127.9	
07:45	19		5					1	25	24.4	70		13		15		1			100	116.5	
H/Total	105	0	13	0	0	0	0	2	121	119	245	2	51	3	2	49	7	1	7	367	420.9	
08:00	25		6	1					32	32.5	73		12	1	13		1		5	105	115.5	
08:15	19	1	7	1				2	31	29.5	66		12		14				3	96	108.9	
08:30	27		5	1					33	33.5	74		9	2	13			2	1	101	113	
08:45	18		3						21	21	60	1	8		12		1			82	95	
H/Total	89	1	21	3	0	0	0	2	117	116.5	273	1	41	3	1	52	2	2	9	384	432.4	
09:00	20		3						23	23	47		11	2	9		1		1	71	81.2	
09:15	20		3	1					24	24.5	41		12	1	19		1	1	1	77	97.4	
09:30	13		4						17	17	40		7	3	12					63	77.8	
09:45	9		4					1	14	13.4	45		10	2	2	12		2	1	74	91	
H/Total	62	0	14	1	0	0	0	1	78	77.9	173	0	40	8	4	52	4	2	2	285	347.4	
Total	256	1	48	4	0	0	0	5	2	316	313.4	691	3	132	14	7	153	13	5	18	1036	1200.7

Time	B - C										B - D											
	CAR	TAXI	LGV	OGV 1	OGV 2	BUS	COACH	MCY	PCY	TOTAL	TOTAL (PCU)	CAR	TAXI	LGV	OGV 1	OGV 2	BUS	COACH	MCY	PCY	TOTAL	TOTAL (PCU)
16:00	18		2	1					22	21.7	54		13		14					82	96	
16:15	14		2						16	16	47		16		15		1			81	97.7	
16:30	27		5	1					33	33.5	56	1	8		9		2	1		78	88.9	
16:45	15		5						21	20.2	51		4	1	14				2	73	87.2	
H/Total	74	0	14	2	0	0	0	0	92	91.4	208	2	41	2	2	52	3	2	2	314	369.8	
17:00	23		4					2	31	28.2	71		9		13		1	2	3	99	109.4	
17:15	24		5	1					31	30.7	73		8		12		1	2		96	107.8	
17:30	18							2	22	19.2	61		5		15		1		1	84	100.5	
17:45	19		5					1	26	24.6	66		2		10		1	1	1	81	90.6	
H/Total	84	0	14	1	0	0	0	5	6	110	102.7	271	0	24	0	1	50	4	5	360	408.3	
18:00	17			1					19	18.9	63		6		13		1		2	85	97.4	
18:15	14		5					2	21	19.8	65		5		10			1		81	90.4	
18:30	18		2						21	20.2	40		4	1	15				1	61	75.7	
18:45	16		2						18	18	46		3	1	14		1		4	69	81.3	
H/Total	65	0	9	1	0	0	0	3	1	79	76.9	214	0	18	2	0	52	2	1	7	296	344.8
Total	223	0	37	4	0	0	0	8	9	281	271	693	2	83	4	3	154	9	8	14	970	1122.9

Project Number: **TSP12633**
 Project Name: **Hayes, Hillingdon**
 Survey Type: **Manual Classified Traffic Count**
 Site No: **8**
 Location: **Station Road/ Nestles Ave/ Kelth Road**
 Date: **19 April 2016, Tuesday**



Time	C - A										C - B											
	CAR	TAXI	LGV	OGV 1	OGV 2	BUS	COACH	MCY	PCY	TOTAL	TOTAL (PCU)	CAR	TAXI	LGV	OGV 1	OGV 2	BUS	COACH	MCY	PCY	TOTAL	TOTAL (PCU)
07:00										0	0	1								1	3	2.2
07:15										0	0	1								1	2	1.2
07:30										0	0	1								1	1	1
07:45	1									1	1	5		1							6	6
H/Total	1	0	0	0	0	0	0	0	0	1	1	8	0	2	0	0	0	0	0	2	12	10.4
08:00										0	0	7		2							9	9
08:15	1									1	1	9								1	10	9.2
08:30	3									3	3	10		1							11	11
08:45	1									1	1	5									5	5
H/Total	5	0	0	0	0	0	0	0	0	5	5	31	0	3	0	0	0	0	0	1	35	34.2
09:00	3								1	4	3.2	9									9	9
09:15										0	0	9		1							10	10
09:30			1							1	1	5									5	5
09:45	1									1	1	1								1	2	1.2
H/Total	4	0	1	0	0	0	0	0	1	6	5.2	24	0	1	0	0	0	0	0	1	26	25.2
Total	10	0	1	0	0	0	0	0	1	12	11.2	63	0	6	0	0	0	0	0	4	73	69.8

Time	C - A										C - B											
	CAR	TAXI	LGV	OGV 1	OGV 2	BUS	COACH	MCY	PCY	TOTAL	TOTAL (PCU)	CAR	TAXI	LGV	OGV 1	OGV 2	BUS	COACH	MCY	PCY	TOTAL	TOTAL (PCU)
16:00	1									1	1	5									5	5
16:15			1							1	1	5		1						1	7	6.2
16:30									1	1	0.2	4									4	4
16:45								1	1	1	0.4	7		1							9	8.2
H/Total	1	0	1	0	0	0	0	1	1	4	2.6	21	0	2	0	0	0	0	0	1	25	23.4
17:00	2									2	2	4									4	4
17:15	1									1	1	7		1					1		9	8.4
17:30										0	0	7									8	7.4
17:45	1									1	1	6							1	1	8	6.6
H/Total	4	0	0	0	0	0	0	0	0	4	4	24	0	1	0	0	0	0	3	1	29	26.4
18:00										0	0	5		1							6	6
18:15			1							1	1	12		1							13	13
18:30	3									3	3	12	1	2							15	15
18:45										0	0	7		2							9	9
H/Total	3	0	1	0	0	0	0	0	0	4	4	36	1	6	0	0	0	0	0	0	43	43
Total	8	0	2	0	0	0	0	1	1	12	10.6	81	1	9	0	0	0	0	3	3	97	92.8

Project Number: **TSP12633**
 Project Name: **Hayes, Hillingdon**
 Survey Type: **Manual Classified Traffic Count**
 Site No: **8**
 Location: **Station Road/ Nestles Ave/ Kelth Road**
 Date: **19 April 2016, Tuesday**



Time	C - C										C - D												
	CAR	TAXI	LGV	OGV 1	OGV 2	BUS	COACH	MCY	PCY	TOTAL	TOTAL (PCU)	CAR	TAXI	LGV	OGV 1	OGV 2	BUS	COACH	MCY	PCY	TOTAL	TOTAL (PCU)	
07:00										0	0	4									4	4	
07:15										0	0	8										8	10
07:30										0	0	8										8	10
07:45										0	0	11			2							14	15
H/Total	0	0	0	0	0	0	0	0	0	0	0	31	0	5	2	0	0	0	0	0	0	38	39
08:00										0	0	16			6	1					1	24	23.7
08:15										0	0	27			3	1					1	31	31.5
08:30										0	0	14			2	1					1	18	17.7
08:45										0	0	13			2							15	15
H/Total	0	0	0	0	0	0	0	0	0	0	0	70	0	13	3	0	0	0	0	2	88	87.9	
09:00										0	0	4			1						1	6	5.2
09:15										0	0	13			5	1						19	19.5
09:30										0	0	7			2					1		10	9.4
09:45										0	0	10			4					1		15	14.4
H/Total	0	0	0	0	0	0	0	0	0	0	0	34	0	12	1	0	0	0	2	1	50	48.5	
Total	0	0	0	0	0	0	0	0	0	0	0	135	0	30	6	0	0	0	2	3	176	175.4	

Time	C - C										C - D												
	CAR	TAXI	LGV	OGV 1	OGV 2	BUS	COACH	MCY	PCY	TOTAL	TOTAL (PCU)	CAR	TAXI	LGV	OGV 1	OGV 2	BUS	COACH	MCY	PCY	TOTAL	TOTAL (PCU)	
16:00										0	0	11			1						13	12.4	
16:15										0	0	12			5				1		1	19	19.5
16:30										0	0	21			1	3						25	26.5
16:45										0	0	15			3	1						19	19.5
H/Total	0	0	0	0	0	0	0	0	0	0	0	59	0	10	4	1	0	0	1	1	76	77.9	
17:00										0	0	13			1							14	14
17:15										0	0	26			2	1						29	29.5
17:30										0	0	29			2							32	31.4
17:45										0	0	17								1		17	17
H/Total	0	0	0	0	0	0	0	0	0	0	0	85	0	5	1	0	0	0	1	0	92	91.9	
18:00										0	0	12			2					1		15	14.4
18:15										0	0	30										31	31.5
18:30										0	0	27			1					1		28	27.4
18:45										0	0	26			3							29	29
H/Total	0	0	0	0	0	0	0	0	0	0	0	95	0	5	1	0	0	0	2	0	103	102.3	
Total	0	0	0	0	0	0	0	0	0	0	0	239	0	20	6	1	0	0	4	1	271	272.1	

Project Number: **TSP12633**
 Project Name: **Hayes, Hillingdon**
 Survey Type: **Manual Classified Traffic Count**
 Site No: **8**
 Location: **Station Road/ Nestles Ave/ Kelth Road**
 Date: **19 April 2016, Tuesday**



Time	D - A										D - B											
	CAR	TAXI	LGV	OGV 1	OGV 2	BUS	COACH	MCY	PCY	TOTAL	TOTAL (PCU)	CAR	TAXI	LGV	OGV 1	OGV 2	BUS	COACH	MCY	PCY	TOTAL	TOTAL (PCU)
07:00			1							1	1	28		9	3	2	15			2	59	76.5
07:15	2									2	2	46		8	2	1	14			2	73	88.1
07:30	1									1	1	35	1	10	1	15	1	1			64	80.7
07:45			1							1	1	55		6	1	16			2		80	95.3
H/Total	3	0	2	0	0	0	0	0	0	5	5	164	1	33	6	4	60	1	5	2	276	340.6
08:00	3		2							5	5	52	1	14	2	13					82	96
08:15	3		1							4	4	47		11	2	11					71	83
08:30	4		1							5	5	77		8	1	2	16	1	2		107	125.9
08:45	2		1							3	3	59		10	2	10	2				83	96
H/Total	12	0	5	0	0	0	0	0	0	17	17	235	1	43	7	2	50	3	2	0	343	400.9
09:00	4									4	4	57		9	2	1	14	1			84	101.3
09:15	5		1							6	6	44		9	1	1	14		1	1	71	85.4
09:30			1							1	1	40		11	2	1	13	2			69	86.3
09:45	2									2	2	36		6		1	11			1	55	66.5
H/Total	11	0	2	0	0	0	0	0	0	13	13	177	0	35	5	4	52	3	1	2	279	339.5
Total	26	0	9	0	0	0	0	0	0	35	35	576	2	111	18	10	162	7	8	4	898	1081

Time	D - A										D - B											
	CAR	TAXI	LGV	OGV 1	OGV 2	BUS	COACH	MCY	PCY	TOTAL	TOTAL (PCU)	CAR	TAXI	LGV	OGV 1	OGV 2	BUS	COACH	MCY	PCY	TOTAL	TOTAL (PCU)
16:00										0	0	48		11		1	14	2	2		79	95.1
16:15	1									1	1	55	1	7	2	1	11	1		1	77	89.2
16:30			1							1	1	52		9	1		9		1		72	80.9
16:45			1							1	1	56		10			14				82	94.4
H/Total	1	0	2	0	0	0	0	0	0	3	3	211	1	37	3	1	48	3	3	3	310	359.6
17:00								1		1	0.4	46		8			13	1		1	0	82.2
17:15	2									2	2	58		10			10				78	88
17:30	6									6	6	74		5			13	1	1	2	96	107.8
17:45	6									6	6	60		2			14		1	1	78	90.6
H/Total	14	0	0	0	0	0	0	1	0	15	14.4	238	0	25	0	0	50	2	2	4	321	368.6
18:00	2									2	2	71		9	1		9	1	1	2	94	102.3
18:15	3		1							4	4	64		10	1		13	1	2	1	92	104.5
18:30	5									5	5	55		6	2		15	2	2		80	94.8
18:45	3		1							4	4	71		3			10		1		85	94.4
H/Total	13	0	2	0	0	0	0	0	0	15	15	261	0	28	4	0	47	2	6	3	351	396
Total	28	0	4	0	0	0	0	1	0	33	32.4	710	1	90	7	1	145	7	11	10	982	1124.2

Project Number: **TSP12633**
 Project Name: **Hayes, Hillingdon**
 Survey Type: **Manual Classified Traffic Count**
 Site No: **8**
 Location: **Station Road/ Nestles Ave/ Keith Road**
 Date: **19 April 2016, Tuesday**



Time	From A										To A											
	CAR	TAXI	LGV	OGV 1	OGV 2	BUS	COACH	MCY	PCY	TOTAL	TOTAL (PCU)	CAR	TAXI	LGV	OGV 1	OGV 2	BUS	COACH	MCY	PCY	TOTAL	TOTAL (PCU)
07:00	6	0	0	0	0	0	0	0	0	6	6	2	0	1	0	0	0	0	0	0	3	3
07:15	6	0	1	0	0	0	0	0	0	7	7	5	0	0	0	0	0	0	0	0	5	5
07:30	13	0	0	0	0	0	0	0	0	13	13	7	0	0	0	0	0	0	0	0	7	7
07:45	11	0	1	0	0	0	0	0	0	12	12	6	0	1	0	0	0	0	0	0	7	7
H/Total	36	0	2	0	0	0	0	0	0	38	38	20	0	2	0	0	0	0	0	0	22	22
08:00	11	0	4	0	0	0	0	0	0	15	15	8	0	2	0	0	0	0	0	0	10	10
08:15	12	0	2	0	0	0	0	0	1	15	14.2	4	0	1	0	0	0	0	0	0	5	5
08:30	13	0	1	0	0	0	0	1	0	15	14.4	14	0	1	0	0	0	0	0	0	15	15
08:45	15	0	1	0	0	0	0	0	0	16	16	6	0	2	0	0	0	0	0	0	8	8
H/Total	51	0	8	0	0	0	0	1	1	61	59.6	32	0	6	0	0	0	0	0	0	38	38
09:00	12	0	1	0	0	0	0	0	0	13	13	11	0	1	0	0	0	0	0	1	13	12.2
09:15	8	0	0	0	0	0	0	0	0	8	8	6	0	1	0	0	0	0	0	0	7	7
09:30	6	0	1	0	0	0	0	0	0	7	7	5	0	2	0	0	0	0	0	0	7	7
09:45	11	0	3	0	0	0	0	0	0	14	14	8	0	1	0	0	0	0	0	0	9	9
H/Total	37	0	5	0	0	0	0	0	0	42	42	30	0	5	0	0	0	0	0	1	36	35.2
Total	124	0	15	0	0	0	0	1	1	141	139.6	82	0	13	0	0	0	0	0	1	96	95.2

Time	From A										To A											
	CAR	TAXI	LGV	OGV 1	OGV 2	BUS	COACH	MCY	PCY	TOTAL	TOTAL (PCU)	CAR	TAXI	LGV	OGV 1	OGV 2	BUS	COACH	MCY	PCY	TOTAL	TOTAL (PCU)
16:00	9	0	1	0	0	0	0	0	0	10	10	4	0	1	0	0	0	0	0	0	5	5.5
16:15	7	0	4	0	0	0	0	1	0	12	11.4	4	0	1	0	0	0	0	0	0	5	5
16:30	13	0	0	0	0	0	0	0	0	13	13	3	0	2	0	0	0	0	0	1	6	5.2
16:45	5	0	4	0	0	0	0	1	1	11	9.6	5	0	1	0	0	0	0	1	0	7	6.4
H/Total	34	0	9	0	0	0	0	2	1	46	44	16	0	4	1	0	0	0	1	1	23	22.1
17:00	7	0	0	0	0	0	0	0	0	7	7	8	0	0	0	0	0	0	1	0	9	8.4
17:15	9	0	1	0	0	0	0	0	2	12	10.4	11	0	1	0	0	0	0	0	0	12	12
17:30	12	0	1	0	0	0	0	0	0	13	13	10	0	2	0	0	0	0	1	0	13	12.4
17:45	9	0	0	0	0	0	0	0	0	9	9	10	0	1	0	0	0	0	0	0	11	11
H/Total	37	0	2	0	0	0	0	0	2	41	39.4	39	0	4	0	0	0	0	2	0	45	43.8
18:00	4	0	0	0	0	0	0	0	0	4	4	3	0	1	0	0	0	0	0	0	4	4
18:15	14	0	2	0	0	0	0	0	0	16	16	3	0	2	0	0	0	1	0	0	6	5.4
18:30	7	0	1	0	0	0	0	1	0	9	8.4	11	0	0	0	0	0	0	0	0	11	11
18:45	8	0	1	0	0	0	0	0	0	9	9	6	0	2	0	0	0	0	0	0	8	8
H/Total	33	0	4	0	0	0	0	1	0	38	37.4	23	0	5	0	0	0	0	1	0	29	28.4
Total	104	0	15	0	0	0	0	3	3	125	120.8	78	0	13	1	0	0	0	4	1	97	94.3

Project Number: **TSP12633**
 Project Name: **Hayes, Hillingdon**
 Survey Type: **Manual Classified Traffic Count**
 Site No: **8**
 Location: **Station Road/ Nestles Ave/ Keith Road**
 Date: **19 April 2016, Tuesday**



Time	From B										To B											
	CAR	TAXI	LGV	OGV 1	OGV 2	BUS	COACH	MCY	PCY	TOTAL	TOTAL (PCU)	CAR	TAXI	LGV	OGV 1	OGV 2	BUS	COACH	MCY	PCY	TOTAL	TOTAL (PCU)
07:00	68	0	12	0	0	11	0	0	1	92	102.2	33	0	10	3	2	15	0	0	3	66	82.7
07:15	90	0	16	2	1	12	1	1	3	126	138.3	50	0	8	2	1	14	0	2	1	78	92.3
07:30	117	2	19	0	1	11	5	1	4	160	173.5	44	1	11	0	1	15	1	1	0	74	90.7
07:45	95	0	18	1	0	15	1	1	0	131	146.9	67	0	8	1	0	16	0	2	0	94	109.3
H/Total	370	2	65	3	2	49	7	3	8	509	560.9	194	1	37	6	4	60	1	5	4	312	375
08:00	103	0	18	2	0	13	1	0	5	142	153	64	1	16	2	0	13	0	0	0	96	110
08:15	85	1	19	1	1	14	0	2	4	127	138.4	66	0	11	2	0	11	0	0	1	91	102.2
08:30	108	0	14	3	0	13	0	2	1	141	153.5	91	0	9	1	2	16	1	2	0	122	140.9
08:45	82	1	12	0	0	12	1	0	0	108	121	77	0	10	2	0	10	2	0	0	101	114
H/Total	378	2	63	6	1	52	2	4	10	518	565.9	298	1	46	7	2	50	3	2	1	410	467.1
09:00	71	0	15	2	0	9	1	0	1	99	109.2	70	0	9	2	1	14	1	0	0	97	114.3
09:15	62	0	15	2	1	19	1	1	1	102	122.9	59	0	10	1	1	14	0	1	1	87	101.4
09:30	59	0	11	3	1	12	0	0	0	86	100.8	49	0	11	2	1	13	2	0	0	78	95.3
09:45	59	0	15	2	2	12	2	2	0	94	110.4	44	0	8	0	1	11	0	0	2	66	76.7
H/Total	251	0	56	9	4	52	4	3	2	381	443.3	222	0	38	5	4	52	3	1	3	328	387.7
Total	999	4	184	18	7	153	13	10	20	1408	1570.1	714	2	121	18	10	162	7	8	8	1050	1229.8

Time	From B										To B											
	CAR	TAXI	LGV	OGV 1	OGV 2	BUS	COACH	MCY	PCY	TOTAL	TOTAL (PCU)	CAR	TAXI	LGV	OGV 1	OGV 2	BUS	COACH	MCY	PCY	TOTAL	TOTAL (PCU)
16:00	75	1	15	2	0	14	0	1	1	108	122.2	60	1	11	0	1	14	2	2	0	91	107.1
16:15	65	0	18	0	1	15	1	1	0	101	117.7	62	0	10	2	0	11	1	1	0	89	99.8
16:30	86	1	14	2	0	9	2	1	0	115	126.4	63	0	9	1	0	9	0	1	0	83	91.9
16:45	71	0	9	1	1	14	0	0	3	99	112.4	67	0	12	0	0	14	0	0	3	96	107.6
H/Total	297	2	56	5	2	52	3	2	4	423	478.7	252	1	42	3	1	48	3	4	5	359	406.4
17:00	100	0	13	0	0	13	1	4	5	136	143.6	56	0	8	0	0	13	1	0	1	79	92.2
17:15	105	0	14	1	0	12	1	2	1	136	147.5	68	0	11	0	0	10	0	1	0	90	99.4
17:30	83	0	7	0	1	15	1	3	3	113	126.1	86	0	6	0	0	13	1	2	2	110	121.2
17:45	88	0	8	0	0	10	1	2	2	111	119.2	70	0	2	0	0	14	0	2	2	90	101.2
H/Total	376	0	42	1	1	50	4	11	11	496	536.4	280	0	27	0	0	50	2	5	5	369	414
18:00	81	0	7	1	0	13	1	1	2	106	118.3	77	0	10	1	0	9	1	1	2	101	109.3
18:15	79	0	10	0	0	10	0	4	0	103	110.6	85	0	12	1	0	13	1	2	1	115	127.5
18:30	61	0	6	1	0	15	0	0	2	85	98.9	71	1	8	2	0	15	0	3	0	100	114.2
18:45	65	0	6	1	0	14	1	0	4	91	103.3	82	0	6	0	0	10	0	1	0	99	108.4
H/Total	286	0	29	3	0	52	2	5	8	385	431.1	315	1	36	4	0	47	2	7	3	415	459.4
Total	959	2	127	9	3	154	9	18	23	1304	1446.2	847	2	105	7	1	145	7	16	13	1143	1279.8

Project Number: **TSP12633**
 Project Name: **Hayes, Hillingdon**
 Survey Type: **Manual Classified Traffic Count**
 Site No: **8**
 Location: **Station Road/ Nestles Ave/ Keith Road**
 Date: **19 April 2016, Tuesday**



Time	From C										To C											
	CAR	TAXI	LGV	OGV 1	OGV 2	BUS	COACH	MCY	PCY	TOTAL	TOTAL (PCU)	CAR	TAXI	LGV	OGV 1	OGV 2	BUS	COACH	MCY	PCY	TOTAL	TOTAL (PCU)
07:00	5	0	1	0	0	0	0	0	1	7	6.2	29	0	5	1	0	0	1	1	0	37	37.9
07:15	9	0	2	0	0	0	0	0	1	12	11.2	39	0	5	0	0	0	0	0	0	44	44
07:30	9	0	2	0	0	0	0	0	0	11	11	47	0	2	0	0	0	0	2	1	52	50
07:45	17	0	2	2	0	0	0	0	0	21	22	34	0	7	1	0	0	0	1	0	43	42.9
H/Total	40	0	7	2	0	0	0	0	2	51	50.4	149	0	19	2	0	0	1	4	1	176	174.8
08:00	23	0	8	1	0	0	0	0	1	33	32.7	48	0	9	1	0	0	1	0	0	59	60.5
08:15	37	0	3	1	0	0	0	0	1	42	41.7	38	1	10	1	0	0	0	2	2	54	51.7
08:30	27	0	3	1	0	0	0	0	1	32	31.7	45	0	6	1	0	0	0	1	0	53	52.9
08:45	19	0	2	0	0	0	0	0	0	21	21	25	0	3	0	0	0	0	0	0	28	28
H/Total	106	0	16	3	0	0	0	0	3	128	127.1	156	1	28	3	0	0	1	3	2	194	193.1
09:00	16	0	1	0	0	0	0	0	2	19	17.4	28	0	5	0	0	0	0	0	0	33	33
09:15	22	0	6	1	0	0	0	0	0	29	29.5	30	0	6	1	0	0	0	0	0	37	37.5
09:30	12	0	3	0	0	0	0	1	0	16	15.4	20	0	6	1	0	0	0	0	0	27	27.5
09:45	12	0	4	0	0	0	0	1	1	18	16.6	18	0	7	0	0	0	0	1	0	26	25.4
H/Total	62	0	14	1	0	0	0	2	3	82	78.9	96	0	24	2	0	0	0	1	0	123	123.4
Total	208	0	37	6	0	0	0	2	8	261	256.4	401	1	71	7	0	0	2	8	3	493	491.3

Time	From C										To C											
	CAR	TAXI	LGV	OGV 1	OGV 2	BUS	COACH	MCY	PCY	TOTAL	TOTAL (PCU)	CAR	TAXI	LGV	OGV 1	OGV 2	BUS	COACH	MCY	PCY	TOTAL	TOTAL (PCU)
16:00	17	0	1	0	0	0	0	1	0	19	18.4	29	0	4	1	0	0	0	0	1	35	34.7
16:15	17	0	7	0	1	0	0	0	2	27	26.7	25	0	6	1	0	0	0	0	0	32	32.5
16:30	25	0	1	3	0	0	0	0	1	30	30.7	44	0	6	2	0	0	0	0	0	52	53
16:45	22	0	4	1	0	0	0	1	1	29	28.1	18	0	5	0	0	0	0	1	2	26	23.8
H/Total	81	0	13	4	1	0	0	2	4	105	103.9	116	0	21	4	0	0	0	1	3	145	144
17:00	19	0	1	0	0	0	0	0	0	20	20	35	0	5	1	0	0	0	2	2	45	42.7
17:15	34	0	3	1	0	0	0	1	0	39	38.9	41	0	6	1	0	0	0	0	3	51	49.1
17:30	36	0	2	0	0	0	0	2	0	40	38.8	30	0	0	0	0	0	0	2	2	34	31.2
17:45	24	0	0	0	0	0	0	1	1	26	24.6	30	0	8	1	0	0	0	1	1	41	40.1
H/Total	113	0	6	1	0	0	0	4	1	125	122.3	136	0	19	3	0	0	0	5	8	171	163.1
18:00	17	0	3	0	0	0	0	1	0	21	20.4	26	0	1	1	0	0	0	1	0	29	28.9
18:15	42	0	2	1	0	0	0	0	0	45	45.5	23	0	9	0	0	0	0	2	0	34	32.8
18:30	42	1	2	0	0	0	0	1	0	46	45.4	27	0	3	0	0	0	0	0	1	31	30.2
18:45	33	0	5	0	0	0	0	0	0	38	38	28	0	2	0	0	0	0	0	1	31	30.2
H/Total	134	1	12	1	0	0	0	2	0	150	149.3	104	0	15	1	0	0	0	3	2	125	122.1
Total	328	1	31	6	1	0	0	8	5	380	375.5	356	0	55	8	0	0	0	9	13	441	429.2

Project Number: **TSP12633**
 Project Name: **Hayes, Hillingdon**
 Survey Type: **Manual Classified Traffic Count**
 Site No: **8**
 Location: **Station Road/ Nestles Ave/ Keith Road**
 Date: **19 April 2016, Tuesday**



Time	From D										To D											
	CAR	TAXI	LGV	OGV 1	OGV 2	BUS	COACH	MCY	PCY	TOTAL	TOTAL (PCU)	CAR	TAXI	LGV	OGV 1	OGV 2	BUS	COACH	MCY	PCY	TOTAL	TOTAL (PCU)
07:00	35	0	12	4	2	15	1	1	2	72	90.4	50	0	9	0	0	11	0	0	1	71	81.2
07:15	56	0	9	2	1	14	0	2	0	84	99.1	67	0	15	2	1	12	1	1	3	102	114.3
07:30	43	1	10	0	1	15	1	2	0	73	89.1	84	2	18	0	1	11	5	0	3	124	138.9
07:45	67	0	9	2	0	16	0	2	0	96	111.8	83	0	14	3	0	15	1	0	0	116	133.5
H/Total	201	1	40	8	4	60	2	7	2	325	390.4	284	2	56	5	2	49	7	1	7	413	467.9
08:00	73	1	17	2	0	13	1	0	0	107	122	90	0	20	2	0	13	1	0	6	132	142.2
08:15	67	0	13	2	0	11	0	0	0	93	105	93	0	15	1	1	14	0	0	3	127	140.4
08:30	94	0	10	1	2	16	1	2	0	126	144.9	92	0	12	3	0	13	0	2	2	124	135.7
08:45	66	0	11	2	0	10	2	0	0	91	104	74	1	11	0	0	12	1	0	0	99	112
H/Total	300	1	51	7	2	50	4	2	0	417	475.9	349	1	58	6	1	52	2	2	11	482	530.3
09:00	66	0	10	2	1	14	1	0	0	94	111.3	56	0	12	2	0	9	1	0	2	82	91.4
09:15	58	0	13	1	1	14	0	1	1	89	103.4	55	0	17	2	1	19	1	1	1	97	117.9
09:30	44	0	13	3	1	13	2	0	0	76	93.8	47	0	9	3	1	12	0	1	0	73	87.2
09:45	44	0	9	0	1	11	0	0	1	66	77.5	56	0	15	2	2	12	2	2	0	91	107.4
H/Total	212	0	45	6	4	52	3	1	2	325	386	214	0	53	9	4	52	4	4	3	343	403.9
Total	713	2	136	21	10	162	9	10	4	1067	1252.3	847	3	167	20	7	153	13	7	21	1238	1402.1

Time	From D										To D											
	CAR	TAXI	LGV	OGV 1	OGV 2	BUS	COACH	MCY	PCY	TOTAL	TOTAL (PCU)	CAR	TAXI	LGV	OGV 1	OGV 2	BUS	COACH	MCY	PCY	TOTAL	TOTAL (PCU)
16:00	57	1	13	0	1	14	2	2	0	90	106.1	65	1	15	0	0	14	0	1	0	96	109.4
16:15	65	0	10	3	0	11	1	0	1	91	103.7	63	0	22	0	2	15	1	1	1	105	122.2
16:30	64	0	11	2	0	9	0	1	0	87	96.4	78	1	9	4	0	9	2	1	0	104	116.4
16:45	59	0	11	0	0	14	0	0	2	86	98.4	67	0	10	2	1	14	0	0	2	96	110.7
H/Total	245	1	45	5	1	48	3	3	3	354	404.6	273	2	56	6	3	52	3	3	3	401	458.7
17:00	58	0	9	1	0	13	1	1	1	84	97.1	85	0	10	0	0	13	1	2	3	114	124.4
17:15	73	0	10	0	0	10	0	0	0	93	103	101	0	10	1	0	12	1	2	0	127	139.3
17:30	89	0	5	0	0	13	1	1	2	111	122.8	94	0	7	0	1	15	1	1	1	120	135.9
17:45	76	0	5	1	0	14	0	1	1	98	111.1	87	0	2	0	0	10	1	1	1	102	111.6
H/Total	296	0	29	2	0	50	2	3	4	386	434	367	0	29	1	1	50	4	6	5	463	511.2
18:00	80	0	10	1	0	9	1	1	2	104	112.3	76	0	8	0	0	13	1	1	2	101	112.8
18:15	76	0	15	1	0	13	1	2	1	109	121.5	100	0	6	1	0	10	0	1	0	118	127.9
18:30	67	0	6	2	0	15	0	2	0	92	106.8	68	0	4	1	0	15	0	1	1	90	104.1
18:45	82	0	4	0	0	10	0	1	1	98	106.6	72	0	6	1	0	14	1	0	4	98	110.3
H/Total	305	0	35	4	0	47	2	6	4	403	447.2	316	0	24	3	0	52	2	3	7	407	455.1
Total	846	1	109	11	1	145	7	12	11	1143	1285.8	956	2	109	10	4	154	9	12	15	1271	1425

Project Number: **TSP12633**
 Project Name: **Hayes, Hillingdon**
 Survey Type: **Manual Classified Traffic Count**
 Site No: **8**
 Location: **Station Road/ Nestles Ave/ Keith Road**
 Date: **19 April 2016, Tuesday**



Time	Whole Junction									TOTAL	TOTAL (PCU)
	CAR	TAXI	LGV	OGV 1	OGV 2	BUS	COACH	MCY	PCY		
07:00	114	0	25	4	2	26	1	1	4	177	204.8
07:15	161	0	28	4	2	26	1	3	4	229	255.6
07:30	182	3	31	0	2	26	6	3	4	257	286.6
07:45	190	0	30	5	0	31	1	3	0	260	292.7
H/Total	647	3	114	13	6	109	9	10	12	923	1039.7
08:00	210	1	47	5	0	26	2	0	6	297	322.7
08:15	201	1	37	4	1	25	0	2	6	277	299.3
08:30	242	0	28	5	2	29	1	5	2	314	344.5
08:45	182	1	26	2	0	22	3	0	0	236	262
H/Total	835	3	138	16	3	102	6	7	14	1124	1228.5
09:00	165	0	27	4	1	23	2	0	3	225	250.9
09:15	150	0	34	4	2	33	1	2	2	228	263.8
09:30	121	0	28	6	2	25	2	1	0	185	217
09:45	126	0	31	2	3	23	2	3	2	192	218.5
H/Total	562	0	120	16	8	104	7	6	7	830	950.2
Total	2044	6	372	45	17	315	22	23	33	2877	3218.4

Peak Hours	Totals
07:00 08:00	923
07:15 08:15	1043
07:30 08:30	1091
07:45 08:45	1148

08:00 09:00	1124
08:15 09:15	1052
08:30 09:30	1003
08:45 09:45	874

09:00 10:00	830
-------------	-----

Time	Whole Junction									TOTAL	TOTAL (PCU)
	CAR	TAXI	LGV	OGV 1	OGV 2	BUS	COACH	MCY	PCY		
16:00	158	2	30	2	1	28	2	3	1	227	256.7
16:15	154	0	39	3	2	26	2	2	3	231	259.5
16:30	188	1	26	7	0	18	2	2	1	245	266.5
16:45	157	0	28	2	1	28	0	2	7	225	248.5
H/Total	657	3	123	14	4	100	6	9	12	928	1031.2
17:00	184	0	23	1	0	26	2	5	6	247	267.7
17:15	221	0	28	2	0	22	1	3	3	280	299.8
17:30	220	0	15	0	1	28	2	6	5	277	300.7
17:45	197	0	13	1	0	24	1	4	4	244	263.9
H/Total	822	0	79	4	1	100	6	18	18	1048	1132.1
18:00	182	0	20	2	0	22	2	3	4	235	255
18:15	211	0	29	2	0	23	1	6	1	273	293.6
18:30	177	1	15	3	0	30	0	4	2	232	259.5
18:45	188	0	16	1	0	24	1	1	5	236	256.9
H/Total	758	1	80	8	0	99	4	14	12	976	1065
Total	2237	4	282	26	5	299	16	41	42	2952	3228.3

Peak Hours	Totals
16:00 17:00	928
16:15 17:15	948
16:30 17:30	997
16:45 17:45	1029

17:00 18:00	1048
17:15 18:15	1036
17:30 18:30	1029
17:45 18:45	984

18:00 19:00	976
-------------	-----



Client: Odyssey Markides

Project Number: TSP12633

Project Name: Hayes, Hillingdon

Survey Type: Manual Classified Traffic Count

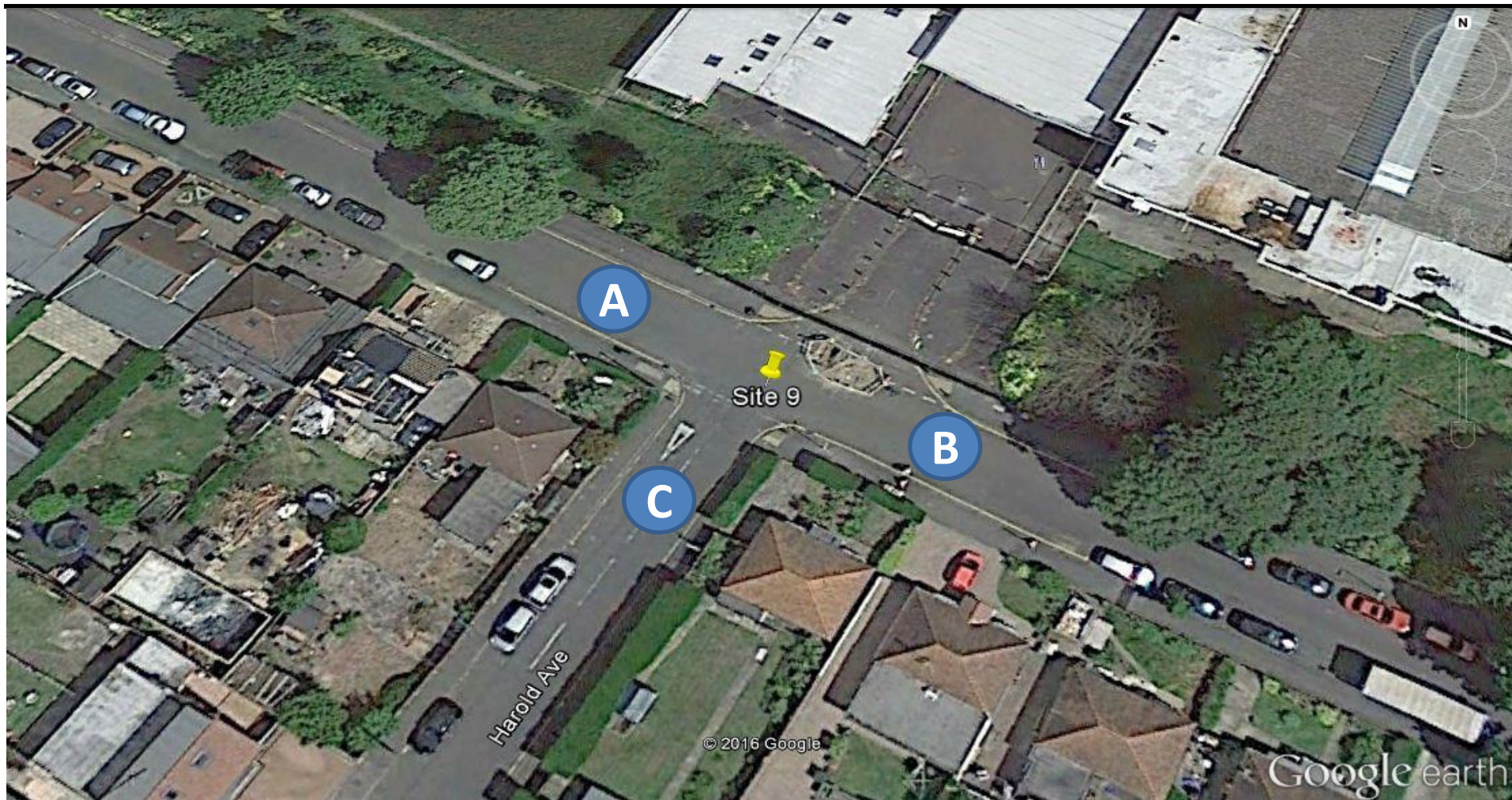
Survey Date: 19 April 2016

Survey Time: 07:00 - 10:00 and 16:00 - 19:00

Weather: Dry

Comments:

Project Number: TSP12633
Project Name: Hayes, Hillingdon
Survey Type: Manual Classified Traffic Count
Site No: 9
Location: Nestles Ave/ Harold Ave



Project Number: **TSP12633**
 Project Name: **Hayes, Hillingdon**
 Survey Type: **Manual Classified Traffic Count**
 Site No: **9**
 Location: **Nestles Ave/ Harold Ave**
 Date: **19 April 2016, Tuesday**



Time	A - A										A - B																														
	CAR	TAXI	LGV	OGV 1	OGV 2	BUS	COACH	MCY	PCY	TOTAL	TOTAL (PCU)	CAR	TAXI	LGV	OGV 1	OGV 2	BUS	COACH	MCY	PCY	TOTAL	TOTAL (PCU)																			
07:00										0	0											1																			
07:15	1									1	1												1																		
07:30										0	0				1																										
07:45	2									2	2				2																										
H/Total	3	0	0	0	0	0	0	0	0	3	3	8	0	0	1	0	0	0	0	4	2	15	11.5																		
08:00										0	0			1																											
08:15										0	0			5																											
08:30										0	0			2							1	3	2.2																		
08:45										0	0			3								4	4																		
H/Total	0	0	0	0	0	0	0	0	0	0	0	18	0	2	0	0	0	0	0	1	21	20.2																			
09:00										0	0			3								3	3																		
09:15										0	0			1								1	1																		
09:30										0	0											0	0																		
09:45										0	0			1								1	1																		
H/Total	0	0	0	0	0	0	0	0	0	0	0	5	0	0	0	0	0	0	0	0	5	5																			
Total	3	0	0	0	0	0	0	0	0	3	3	31	0	2	1	0	0	0	0	4	3	41	36.7																		

Time	A - A										A - B												
	CAR	TAXI	LGV	OGV 1	OGV 2	BUS	COACH	MCY	PCY	TOTAL	TOTAL (PCU)	CAR	TAXI	LGV	OGV 1	OGV 2	BUS	COACH	MCY	PCY	TOTAL	TOTAL (PCU)	
16:00										0	0			1								1	1
16:15	1									1	1			5		2						7	7
16:30	1									1	1			4		1						6	6.5
16:45								1		1	0.4			2								2	2
H/Total	2	0	0	0	0	0	0	1	0	3	2.4	12	0	3	1	0	0	0	0	0	16	16.5	
17:00	1									1	1			4							3	7	
17:15	1									1	1			2							2	4	
17:30										0	0			7						1	1	9	
17:45	1									1	1			5							1	6	
H/Total	3	0	0	0	0	0	0	0	0	3	3	18	0	0	0	0	0	0	1	7	26	19.8	
18:00	1									1	1			4							4	4	
18:15										0	0			1							1	2	
18:30										0	0			6		1					1	8	
18:45										0	0										1	1	
H/Total	1	0	0	0	0	0	0	0	0	1	1	11	0	1	0	0	0	0	0	3	15	12.6	
Total	6	0	0	0	0	0	0	1	0	7	6.4	41	0	4	1	0	0	0	1	10	57	48.9	

Project Number: **TSP12633**
 Project Name: **Hayes, Hillingdon**
 Survey Type: **Manual Classified Traffic Count**
 Site No: **9**
 Location: **Nestles Ave/ Harold Ave**
 Date: **19 April 2016, Tuesday**



Time	A - C										B - A												
	CAR	TAXI	LGV	OGV 1	OGV 2	BUS	COACH	MCY	PCY	TOTAL	TOTAL (PCU)	CAR	TAXI	LGV	OGV 1	OGV 2	BUS	COACH	MCY	PCY	TOTAL	TOTAL (PCU)	
07:00	17		4							21	21	1		1							1	3	2.2
07:15	12		3							15	15	3										4	4.5
07:30	24		1							25	25	3		1								4	4
07:45	13		2							15	15	2										2	2
H/Total	66	0	10	0	0	0	0	0	0	76	76	9	0	2	1	0	0	0	0	0	1	13	12.7
08:00	23		8	1						33	34.5	4									1	5	4.2
08:15	38		7	1			1			46	46.5	7		1							2	10	8.4
08:30	32	1	7	1						41	41.5	4		1							2	7	5.4
08:45	21		3	1						25	25.5	4									1	5	4.2
H/Total	114	1	25	4	0	0	1	0	0	145	148	19	0	2	0	0	0	0	0	0	6	27	22.2
09:00	16		1							17	17			1							2	3	1.4
09:15	19		8	1						28	28.5	2									2	4	2.4
09:30	14		7	1						22	22.5			1							1	1	1
09:45	13		4					1		18	17.4	4									1	5	4.2
H/Total	62	0	20	2	0	0	0	1	0	85	85.4	6	0	2	0	0	0	0	0	0	5	13	9
Total	242	1	55	6	0	0	1	1	0	306	309.4	34	0	6	1	0	0	0	0	0	12	53	43.9

Time	A - C										B - A												
	CAR	TAXI	LGV	OGV 1	OGV 2	BUS	COACH	MCY	PCY	TOTAL	TOTAL (PCU)	CAR	TAXI	LGV	OGV 1	OGV 2	BUS	COACH	MCY	PCY	TOTAL	TOTAL (PCU)	
16:00	27		3	1	1				1	33	34	2								1	3	2.4	
16:15	15		2							17	17	3									3	3	
16:30	31		2	1						34	34.5	5									6	5.2	
16:45	17		7							24	24	5									5	5	
H/Total	90	0	14	2	1	0	0	0	1	108	109.5	15	0	0	0	0	0	0	0	1	1	17	15.6
17:00	26		5	3				1		35	35.9	2								1	1	4	2.6
17:15	28		5					1		34	33.4	3									1	4	3.2
17:30	23		3					1	1	28	26.6	4									4	4	
17:45	17		9							26	26	3									3	3	
H/Total	94	0	22	3	0	0	0	3	1	123	121.9	12	0	0	0	0	0	0	0	1	2	15	12.8
18:00	32		4	1				1		34	33.9	5										5	5
18:15	24		4					1		29	28.4	3									3	3	
18:30	26		2							28	28	5									5	5	
18:45	20		4							24	24	3									3	3	
H/Total	102	0	10	1	0	0	0	2	0	115	114.3	16	0	0	0	0	0	0	0	0	16	16	
Total	286	0	46	6	1	0	0	5	2	346	345.7	43	0	0	0	0	0	0	0	2	3	48	44.4

Project Number: **TSP12633**
 Project Name: **Hayes, Hillingdon**
 Survey Type: **Manual Classified Traffic Count**
 Site No: **9**
 Location: **Nestles Ave/ Harold Ave**
 Date: **19 April 2016, Tuesday**



Time	B - B										B - C												
	CAR	TAXI	LGV	OGV 1	OGV 2	BUS	COACH	MCY	PCY	TOTAL	TOTAL (PCU)	CAR	TAXI	LGV	OGV 1	OGV 2	BUS	COACH	MCY	PCY	TOTAL	TOTAL (PCU)	
07:00										0	0										1	1	
07:15										0	0											5	5.5
07:30										0	0											4	4
07:45										0	0											5	5.5
H/Total	0	0	0	0	0	0	0	0	0	0	0	11	0	2	2	0	0	0	0	0	0	15	16
08:00										0	0											2	2
08:15										0	0											4	4.5
08:30										0	0											6	6
08:45										0	0											4	4
H/Total	0	0	0	0	0	0	0	0	0	0	0	14	0	1	1	0	0	0	0	0	0	16	16.5
09:00										0	0											1	1
09:15										0	0											4	4
09:30										0	0											5	5
09:45										0	0											3	3
H/Total	0	0	0	0	0	0	0	0	0	0	0	12	0	1	0	0	0	0	0	0	0	13	13
Total	0	0	0	0	0	0	0	0	0	0	0	37	0	4	3	0	0	0	0	0	0	44	45.5

Time	B - B										B - C												
	CAR	TAXI	LGV	OGV 1	OGV 2	BUS	COACH	MCY	PCY	TOTAL	TOTAL (PCU)	CAR	TAXI	LGV	OGV 1	OGV 2	BUS	COACH	MCY	PCY	TOTAL	TOTAL (PCU)	
16:00										0	0											1	1
16:15										0	0											4	4.5
16:30										0	0											5	5
16:45										0	0											4	4.5
H/Total	0	0	0	0	0	0	0	0	0	0	0	9	0	3	2	0	0	0	0	0	0	14	15
17:00										0	0											4	4
17:15										0	0											3	3
17:30										0	0											1	1
17:45										0	0											4	4
H/Total	0	0	0	0	0	0	0	0	0	0	0	11	0	1	0	0	0	0	0	0	0	12	12
18:00										0	0											2	2
18:15										0	0											5	5
18:30										0	0										1	3	2.2
18:45										0	0											1	1
H/Total	0	0	0	0	0	0	0	0	0	0	0	10	0	0	0	0	0	0	0	1	1	11	10.2
Total	0	0	0	0	0	0	0	0	0	0	0	30	0	4	2	0	0	0	0	1	1	37	37.2

Project Number: **TSP12633**
 Project Name: **Hayes, Hillingdon**
 Survey Type: **Manual Classified Traffic Count**
 Site No: **9**
 Location: **Nestles Ave/ Harold Ave**
 Date: **19 April 2016, Tuesday**



Time	From A										To A											
	CAR	TAXI	LGV	OGV 1	OGV 2	BUS	COACH	MCY	PCY	TOTAL	TOTAL (PCU)	CAR	TAXI	LGV	OGV 1	OGV 2	BUS	COACH	MCY	PCY	TOTAL	TOTAL (PCU)
07:00	18	0	4	0	0	0	0	1	1	24	22.6	6	0	1	0	0	0	0	0	1	8	7.2
07:15	14	0	3	1	0	0	0	0	0	18	18.5	15	0	0	1	0	0	0	0	0	16	16.5
07:30	28	0	1	0	0	0	0	2	1	32	30	10	0	1	1	0	0	0	0	0	12	12.5
07:45	17	0	2	0	0	0	0	1	0	20	19.4	21	0	2	1	0	0	0	0	0	24	24.5
H/Total	77	0	10	1	0	0	0	4	2	94	90.5	52	0	4	3	0	0	0	0	1	60	60.7
08:00	31	0	9	1	0	0	1	0	0	42	43.5	26	0	4	0	0	0	0	0	1	31	30.2
08:15	43	0	7	1	0	0	0	0	0	51	51.5	26	0	3	0	0	0	0	0	2	31	29.4
08:30	34	1	7	1	0	0	0	0	1	44	43.7	25	0	2	0	0	0	0	1	2	30	27.8
08:45	24	0	4	1	0	0	0	0	0	29	29.5	17	0	1	0	0	0	0	0	1	19	18.2
H/Total	132	1	27	4	0	0	1	0	1	166	168.2	94	0	10	0	0	0	0	1	6	111	105.6
09:00	19	0	1	0	0	0	0	0	0	20	20	21	0	5	0	0	0	0	0	2	28	26.4
09:15	20	0	8	1	0	0	0	0	0	29	29.5	13	0	1	1	0	0	0	0	2	17	15.9
09:30	14	0	7	1	0	0	0	0	0	22	22.5	11	0	2	0	0	0	0	2	0	15	13.8
09:45	14	0	4	0	0	0	0	1	0	19	18.4	15	0	3	1	0	0	0	0	1	20	19.7
H/Total	67	0	20	2	0	0	0	1	0	90	90.4	60	0	11	2	0	0	0	2	5	80	75.8
Total	276	1	57	7	0	0	1	5	3	350	349.1	206	0	25	5	0	0	0	3	12	251	242.1

Time	From A										To A											
	CAR	TAXI	LGV	OGV 1	OGV 2	BUS	COACH	MCY	PCY	TOTAL	TOTAL (PCU)	CAR	TAXI	LGV	OGV 1	OGV 2	BUS	COACH	MCY	PCY	TOTAL	TOTAL (PCU)
16:00	28	0	3	1	1	0	0	0	1	34	35	8	0	2	0	0	0	0	1	0	11	10.4
16:15	21	0	4	0	0	0	0	0	0	25	25	12	0	3	1	0	0	0	0	1	17	16.7
16:30	36	0	3	2	0	0	0	0	0	41	42	14	0	1	2	0	0	0	0	1	18	18.2
16:45	19	0	7	0	0	0	0	1	0	27	26.4	13	0	3	0	0	0	0	1	0	17	16.4
H/Total	104	0	17	3	1	0	0	1	1	127	128.4	47	0	9	3	0	0	0	2	2	63	61.7
17:00	31	0	5	3	0	0	0	1	3	43	41.5	11	0	3	0	0	0	0	1	1	16	14.6
17:15	31	0	5	0	0	0	0	1	2	39	36.8	15	0	3	0	0	0	0	0	1	19	18.2
17:30	30	0	3	0	0	0	0	2	2	37	34.2	22	0	1	0	0	0	0	0	0	23	23
17:45	23	0	9	0	0	0	0	0	1	33	32.2	17	0	1	0	0	0	0	0	0	18	18
H/Total	115	0	22	3	0	0	0	4	8	152	144.7	65	0	8	0	0	0	0	1	2	76	73.8
18:00	37	0	0	1	0	0	0	1	0	39	38.9	18	0	1	0	0	0	0	0	0	19	19
18:15	25	0	4	0	0	0	0	1	1	31	29.6	28	0	1	0	0	0	0	0	0	29	29
18:30	32	0	3	0	0	0	0	0	1	36	35.2	38	1	3	0	0	0	0	1	0	43	42.4
18:45	20	0	4	0	0	0	0	0	1	25	24.2	20	0	2	0	0	0	0	0	0	22	22
H/Total	114	0	11	1	0	0	0	2	3	131	127.9	104	1	7	0	0	0	0	1	0	113	112.4
Total	333	0	50	7	1	0	0	7	12	410	401	216	1	24	3	0	0	0	4	4	252	247.9

Project Number: **TSP12633**
 Project Name: **Hayes, Hillingdon**
 Survey Type: **Manual Classified Traffic Count**
 Site No: **9**
 Location: **Nestles Ave/ Harold Ave**
 Date: **19 April 2016, Tuesday**



Time	From B										To B										
	CAR	TAXI	LGV	OGV 1	OGV 2	BUS	COACH	MCY	PCY	TOTAL	TOTAL (PCU)	CAR	TAXI	LGV	OGV 1	OGV 2	BUS	COACH	MCY	PCY	TOTAL
07:00	1	0	2	0	0	0	0	0	1	4	3.2	1	0	0	0	0	0	1	1	3	1.6
07:15	6	0	1	2	0	0	0	0	0	9	10	3	0	0	2	0	0	0	0	5	6
07:30	7	0	1	0	0	0	0	0	0	8	8	6	0	1	1	0	0	2	1	11	9.5
07:45	6	0	0	1	0	0	0	0	0	7	7.5	7	0	0	0	0	0	1	0	8	7.4
H/Total	20	0	4	3	0	0	0	0	1	28	28.7	17	0	1	3	0	0	4	2	27	24.5
08:00	6	0	0	0	0	0	0	0	1	7	6.2	9	0	1	1	0	0	0	0	11	11.5
08:15	9	0	2	1	0	0	0	0	2	14	12.9	8	0	1	0	0	0	0	0	9	9
08:30	10	0	1	0	0	0	0	0	2	13	11.4	2	0	1	0	0	0	0	1	4	3.2
08:45	8	0	0	0	0	0	0	0	1	9	8.2	6	0	1	0	0	0	0	0	7	7
H/Total	33	0	3	1	0	0	0	0	6	43	38.7	25	0	4	1	0	0	0	1	31	30.7
09:00	1	0	1	0	0	0	0	0	2	4	2.4	8	0	0	0	0	0	0	0	8	8
09:15	6	0	0	0	0	0	0	0	2	8	6.4	6	0	1	0	0	0	0	0	7	7
09:30	4	0	2	0	0	0	0	0	0	6	6	3	0	0	0	0	0	0	0	3	3
09:45	7	0	0	0	0	0	0	0	1	8	7.2	4	0	1	0	0	0	0	0	5	5
H/Total	18	0	3	0	0	0	0	0	5	26	22	21	0	2	0	0	0	0	0	23	23
Total	71	0	10	4	0	0	0	0	12	97	89.4	63	0	7	4	0	0	4	3	81	78.2

Time	From B										To B										
	CAR	TAXI	LGV	OGV 1	OGV 2	BUS	COACH	MCY	PCY	TOTAL	TOTAL (PCU)	CAR	TAXI	LGV	OGV 1	OGV 2	BUS	COACH	MCY	PCY	TOTAL
16:00	3	0	0	0	0	0	0	1	0	4	3.4	1	0	1	0	0	0	0	0	2	2
16:15	5	0	1	1	0	0	0	0	0	7	7.5	7	0	2	0	0	0	0	0	9	9
16:30	8	0	2	0	0	0	0	0	1	11	10.2	7	0	1	1	0	0	0	0	9	9.5
16:45	8	0	0	1	0	0	0	0	0	9	9.5	8	0	0	0	0	0	0	0	8	8
H/Total	24	0	3	2	0	0	0	1	1	31	30.6	23	0	4	1	0	0	0	0	28	28.5
17:00	6	0	0	0	0	0	0	1	1	8	6.6	5	0	0	0	0	0	0	3	8	5.6
17:15	6	0	0	0	0	0	0	0	1	7	6.2	4	0	0	0	0	0	0	2	6	4.4
17:30	5	0	0	0	0	0	0	0	0	5	5	9	0	0	0	0	0	1	1	11	9.6
17:45	6	0	1	0	0	0	0	0	0	7	7	6	0	2	0	0	0	0	1	9	8.2
H/Total	23	0	1	0	0	0	0	1	2	27	24.8	24	0	2	0	0	0	1	7	34	27.8
18:00	7	0	0	0	0	0	0	0	0	7	7	7	0	0	0	0	0	0	0	7	7
18:15	8	0	0	0	0	0	0	0	0	8	8	6	0	1	0	0	0	0	1	8	7.2
18:30	7	0	0	0	0	0	0	0	1	8	7.2	8	0	1	0	0	0	0	1	10	9.2
18:45	4	0	0	0	0	0	0	0	0	4	4	4	0	0	0	0	0	0	1	5	4.2
H/Total	26	0	0	0	0	0	0	1	27	26.2	25	0	2	0	0	0	0	0	3	30	27.6
Total	73	0	4	2	0	0	0	2	4	85	81.6	72	0	8	1	0	0	1	10	92	83.9

Project Number: **TSP12633**
 Project Name: **Hayes, Hillingdon**
 Survey Type: **Manual Classified Traffic Count**
 Site No: **9**
 Location: **Nestles Ave/ Harold Ave**
 Date: **19 April 2016, Tuesday**



Time	From C										To C											
	CAR	TAXI	LGV	OGV 1	OGV 2	BUS	COACH	MCY	PCY	TOTAL	TOTAL (PCU)	CAR	TAXI	LGV	OGV 1	OGV 2	BUS	COACH	MCY	PCY	TOTAL	TOTAL (PCU)
07:00	5	0	0	0	0	0	0	0	0	5	5	17	0	5	0	0	0	0	0	0	22	22
07:15	13	0	0	1	0	0	0	0	0	14	14.5	15	0	4	1	0	0	0	0	0	20	20.5
07:30	9	0	1	2	0	0	0	0	0	12	13	28	0	1	0	0	0	0	0	0	29	29
07:45	22	0	2	1	0	0	0	0	0	25	25.5	17	0	2	1	0	0	0	0	0	20	20.5
H/Total	49	0	3	4	0	0	0	0	0	56	58	77	0	12	2	0	0	0	0	0	91	92
08:00	23	0	4	1	0	0	0	0	0	28	28.5	25	0	8	1	0	0	1	0	0	35	36.5
08:15	22	0	3	0	0	0	0	0	0	25	25	40	0	8	2	0	0	0	0	0	50	51
08:30	21	0	2	0	0	0	0	1	0	24	23.4	38	1	7	1	0	0	0	0	0	47	47.5
08:45	16	0	1	0	0	0	0	0	0	17	17	25	0	3	1	0	0	0	0	0	29	29.5
H/Total	82	0	10	1	0	0	0	1	0	94	93.9	128	1	26	5	0	0	1	0	0	161	164.5
09:00	26	0	4	0	0	0	0	0	0	30	30	17	0	1	0	0	0	0	0	0	18	18
09:15	16	0	2	1	0	0	0	0	0	19	19.5	23	0	8	1	0	0	0	0	0	32	32.5
09:30	14	0	1	0	0	0	0	2	0	17	15.8	18	0	8	1	0	0	0	0	0	27	27.5
09:45	14	0	4	1	0	0	0	0	0	19	19.5	16	0	4	0	0	0	0	1	0	21	20.4
H/Total	70	0	11	2	0	0	0	2	0	85	84.8	74	0	21	2	0	0	0	1	0	98	98.4
Total	201	0	24	7	0	0	0	3	0	235	236.7	279	1	59	9	0	0	1	1	0	350	354.9

Time	From C										To C											
	CAR	TAXI	LGV	OGV 1	OGV 2	BUS	COACH	MCY	PCY	TOTAL	TOTAL (PCU)	CAR	TAXI	LGV	OGV 1	OGV 2	BUS	COACH	MCY	PCY	TOTAL	TOTAL (PCU)
16:00	6	0	3	0	0	0	0	0	0	9	9	28	0	3	1	0	0	0	0	0	34	35
16:15	10	0	3	1	0	0	0	0	1	15	14.7	17	0	3	1	0	0	0	0	0	21	21.5
16:30	11	0	1	2	0	0	0	0	0	14	15	34	0	4	1	0	0	0	0	0	39	39.5
16:45	14	0	3	0	0	0	0	0	0	17	17	20	0	7	1	0	0	0	0	0	28	28.5
H/Total	41	0	10	3	0	0	0	0	1	55	55.7	99	0	17	4	1	0	0	0	1	122	124.5
17:00	9	0	3	0	0	0	0	0	0	12	12	30	0	5	3	0	0	0	1	0	39	39.9
17:15	13	0	3	0	0	0	0	0	0	16	16	31	0	5	0	0	0	0	1	0	37	36.4
17:30	20	0	1	0	0	0	0	0	0	21	21	24	0	3	0	0	0	0	1	1	29	27.6
17:45	14	0	3	0	0	0	0	0	0	17	17	20	0	10	0	0	0	0	0	0	30	30
H/Total	56	0	10	0	0	0	0	0	0	66	66	105	0	23	3	0	0	0	3	1	135	133.9
18:00	15	0	1	0	0	0	0	0	0	16	16	34	0	0	1	0	0	0	1	0	36	35.9
18:15	30	0	2	0	0	0	0	0	0	32	32	29	0	4	0	0	0	0	1	0	34	33.4
18:30	36	1	3	0	0	0	0	1	0	41	40.4	29	0	2	0	0	0	0	0	1	32	31.2
18:45	21	0	2	0	0	0	0	0	0	23	23	21	0	4	0	0	0	0	0	0	25	25
H/Total	102	1	8	0	0	0	0	1	0	112	111.4	113	0	10	1	0	0	0	2	1	127	125.5
Total	199	1	28	3	0	0	0	1	1	233	233.1	317	0	50	8	1	0	0	5	3	384	383.9

Project Number: **TSP12633**
 Project Name: **Hayes, Hillingdon**
 Survey Type: **Manual Classified Traffic Count**
 Site No: **9**
 Location: **Nestles Ave/ Harold Ave**
 Date: **19 April 2016, Tuesday**



Time	Whole Junction									TOTAL	TOTAL (PCU)
	CAR	TAXI	LGV	OGV 1	OGV 2	BUS	COACH	MCY	PCY		
07:00	24	0	6	0	0	0	0	1	2	33	30.8
07:15	33	0	4	4	0	0	0	0	0	41	43
07:30	44	0	3	2	0	0	0	2	1	52	51
07:45	45	0	4	2	0	0	0	1	0	52	52.4
H/Total	146	0	17	8	0	0	0	4	3	178	177.2
08:00	60	0	13	2	0	0	1	0	1	77	78.2
08:15	74	0	12	2	0	0	0	0	2	90	89.4
08:30	65	1	10	1	0	0	0	1	3	81	78.5
08:45	48	0	5	1	0	0	0	0	1	55	54.7
H/Total	247	1	40	6	0	0	1	1	7	303	300.8
09:00	46	0	6	0	0	0	0	0	2	54	52.4
09:15	42	0	10	2	0	0	0	0	2	56	55.4
09:30	32	0	10	1	0	0	0	2	0	45	44.3
09:45	35	0	8	1	0	0	0	1	1	46	45.1
H/Total	155	0	34	4	0	0	0	3	5	201	197.2
Total	548	1	91	18	0	0	1	8	15	682	675.2

Peak Hours	Totals
07:00 08:00	178
07:15 08:15	222
07:30 08:30	271
07:45 08:45	300

08:00 09:00	303
08:15 09:15	280
08:30 09:30	246
08:45 09:45	210

09:00 10:00	201
-------------	-----

Time	Whole Junction									TOTAL	TOTAL (PCU)
	CAR	TAXI	LGV	OGV 1	OGV 2	BUS	COACH	MCY	PCY		
16:00	37	0	6	1	1	0	0	1	1	47	47.4
16:15	36	0	8	2	0	0	0	0	1	47	47.2
16:30	55	0	6	4	0	0	0	0	1	66	67.2
16:45	41	0	10	1	0	0	0	1	0	53	52.9
H/Total	169	0	30	8	1	0	0	2	3	213	214.7
17:00	46	0	8	3	0	0	0	2	4	63	60.1
17:15	50	0	8	0	0	0	0	1	3	62	59
17:30	55	0	4	0	0	0	0	2	2	63	60.2
17:45	43	0	13	0	0	0	0	0	1	57	56.2
H/Total	194	0	33	3	0	0	0	5	10	245	235.5
18:00	59	0	1	1	0	0	0	1	0	62	61.9
18:15	63	0	6	0	0	0	0	1	1	71	69.6
18:30	75	1	6	0	0	0	0	1	2	85	82.8
18:45	45	0	6	0	0	0	0	0	1	52	51.2
H/Total	242	1	19	1	0	0	0	3	4	270	265.5
Total	605	1	82	12	1	0	0	10	17	728	715.7

Peak Hours	Totals
16:00 17:00	213
16:15 17:15	229
16:30 17:30	244
16:45 17:45	241

17:00 18:00	245
17:15 18:15	244
17:30 18:30	253
17:45 18:45	275

18:00 19:00	270
-------------	-----



Client: Odyssey Markides

Project Number: TSP12633

Project Name: Hayes, Hillingdon

Survey Type: Manual Classified Traffic Count


Survey Date: 19 April 2016

Survey Time: 07:00 - 10:00 and 16:00 - 19:00

Weather: Dry

Comments:

Project Number: TSP12633
Project Name: Hayes, Hillingdon
Survey Type: Manual Classified Traffic Count
Site No: 10
Location: Harold Ave/ N Hyde Road/ Crane Gardens



Project Number: **TSP12633**
 Project Name: **Hayes, Hillingdon**
 Survey Type: **Manual Classified Traffic Count**
 Site No: **10**
 Location: **Harold Ave/ N Hyde Road/ Crane Gardens**
 Date: **19 April 2016, Tuesday**



Time	A - A										A - B											
	CAR	TAXI	LGV	OGV 1	OGV 2	BUS	COACH	MCY	PCY	TOTAL	TOTAL (PCU)	CAR	TAXI	LGV	OGV 1	OGV 2	BUS	COACH	MCY	PCY	TOTAL	TOTAL (PCU)
07:00										0	0	17		6							23	23
07:15										0	0	19		3							22	22
07:30										0	0	23		1							24	24
07:45										0	0	19		3	1						23	23.5
H/Total	0	0	0	0	0	0	0	0	0	0	0	78	0	13	1	0	0	0	0	0	92	92.5
08:00										0	0	26		8				1			35	36
08:15										0	0	34	1	8	1						44	44.5
08:30										0	0	24		5	1						30	30.5
08:45										0	0	15		3	1						19	19.5
H/Total	0	0	0	0	0	0	0	0	0	0	0	99	1	24	3	0	0	1	0	0	128	130.5
09:00										0	0	14		2							16	16
09:15										0	0	18		6	1						25	25.5
09:30										0	0	19		8	1						28	28.5
09:45										0	0	12		3							15	15
H/Total	0	0	0	0	0	0	0	0	0	0	0	63	0	19	2	0	0	0	0	0	84	85
Total	0	0	0	0	0	0	0	0	0	0	0	240	1	56	6	0	0	1	0	0	304	308

Time	A - A										A - B											
	CAR	TAXI	LGV	OGV 1	OGV 2	BUS	COACH	MCY	PCY	TOTAL	TOTAL (PCU)	CAR	TAXI	LGV	OGV 1	OGV 2	BUS	COACH	MCY	PCY	TOTAL	TOTAL (PCU)
16:00										0	0	23		3	1	1				1	29	30
16:15										0	0	17		3	1						21	21.5
16:30										0	0	32		5	1						38	38.5
16:45										0	0	20		6	1						27	27.5
H/Total	0	0	0	0	0	0	0	0	0	0	0	92	0	17	4	1	0	0	0	1	115	117.5
17:00										0	0	30		6	3				1		40	40.9
17:15										0	0	28		5					1		34	33.4
17:30										0	0	26		2					1		29	28.4
17:45										0	0	20		9							29	29
H/Total	0	0	0	0	0	0	0	0	0	0	0	104	0	22	3	0	0	0	3	0	132	131.7
18:00										0	0	30		1	1						32	32.5
18:15										0	0	22		4					1		27	26.4
18:30										0	0	29		2							31	31
18:45										0	0	19		4							23	23
H/Total	0	0	0	0	0	0	0	0	0	0	0	100	0	11	1	0	0	0	1	0	113	112.9
Total	0	0	0	0	0	0	0	0	0	0	0	296	0	50	8	1	0	0	4	1	360	362.1

Project Number: **TSP12633**
 Project Name: **Hayes, Hillingdon**
 Survey Type: **Manual Classified Traffic Count**
 Site No: **10**
 Location: **Harold Ave/ N Hyde Road/ Crane Gardens**
 Date: **19 April 2016, Tuesday**



Time	A - C										A - D											
	CAR	TAXI	LGV	OGV 1	OGV 2	BUS	COACH	MCY	PCY	TOTAL	TOTAL (PCU)	CAR	TAXI	LGV	OGV 1	OGV 2	BUS	COACH	MCY	PCY	TOTAL	TOTAL (PCU)
07:00										0	0										0	0
07:15	1									1	1										1	1
07:30										0	0				1						0	0
07:45	1									1	1										1	1
H/Total	2	0	0	0	0	0	0	0	0	2	2	2	0	0	1	0	0	0	0	0	3	3.5
08:00	1									1	1	2			1						3	3.5
08:15	3									3	3	1		1	1						3	3.5
08:30	12									12	12										0	0
08:45	9									9	9	2									2	2
H/Total	25	0	0	0	0	0	0	0	0	25	25	5	0	1	2	0	0	0	0	0	8	9
09:00	3									3	3	1									1	1
09:15										0	0										0	0
09:30										0	0	1		1							2	2
09:45	1							1		2	1.4			1							1	1
H/Total	4	0	0	0	0	0	0	1	0	5	4.4	2	0	2	0	0	0	0	0	0	4	4
Total	31	0	0	0	0	0	0	1	0	32	31.4	9	0	3	3	0	0	0	0	0	15	16.5

Time	A - C										A - D											
	CAR	TAXI	LGV	OGV 1	OGV 2	BUS	COACH	MCY	PCY	TOTAL	TOTAL (PCU)	CAR	TAXI	LGV	OGV 1	OGV 2	BUS	COACH	MCY	PCY	TOTAL	TOTAL (PCU)
16:00										1	1										0	0
16:15	1									0	0	2									2	2
16:30										0	0	1									1	1
16:45	2									2	2										0	0
H/Total	3	0	0	0	0	0	0	0	0	3	3	3	0	0	0	0	0	0	0	0	3	3
17:00	1									1	1										0	0
17:15	2									2	2			1							1	1
17:30									1	1	0.2										0	0
17:45										0	0	1		1							2	2
H/Total	3	0	0	0	0	0	0	0	1	4	3.2	1	0	2	0	0	0	0	0	0	3	3
18:00	1							1		2	1.4	1									1	1
18:15	3									3	3	1									1	1
18:30										0	0	1									1	1
18:45	1									1	1	1		1							1	1
H/Total	5	0	0	0	0	0	0	1	0	6	5.4	4	0	0	0	0	0	0	0	0	4	4
Total	11	0	0	0	0	0	0	1	1	13	11.6	8	0	2	0	0	0	0	0	0	10	10

Project Number: **TSP12633**
 Project Name: **Hayes, Hillingdon**
 Survey Type: **Manual Classified Traffic Count**
 Site No: **10**
 Location: **Harold Ave/ N Hyde Road/ Crane Gardens**
 Date: **19 April 2016, Tuesday**



Time	B - C										B - D												
	CAR	TAXI	LGV	OGV 1	OGV 2	BUS	COACH	MCY	PCY	TOTAL	TOTAL (PCU)	CAR	TAXI	LGV	OGV 1	OGV 2	BUS	COACH	MCY	PCY	TOTAL	TOTAL (PCU)	
07:00	3									3	3	93		19	4	3	4	1	1		125	135.3	
07:15	2									2	2	104		15	5		2		3	3		132	132.3
07:30	5									5	5	92		35	7	3	2	2	6	2		149	155.2
07:45	6									6	6	111		22	2	1	2		3	3		144	144.1
H/Total	16	0	0	0	0	0	0	0	0	16	16	400	0	91	18	7	10	3	13	8		550	566.9
08:00	6		1							7	7	98		29	5	4	1		4	1		142	147.5
08:15	4		1							5	5	107	1	28	1	4	1	1	4	4		147	151.5
08:30	9		1	1						11	11.5	96	1	26	9	4	2		4	4		146	152.1
08:45	4		1							5	5	96	2	22	2	3	1			1		127	132.1
H/Total	23	0	4	1	0	0	0	0	0	28	28.5	397	4	105	17	15	5	1	8	10		562	583.2
09:00	4		2							6	6	106		23	3	2	2		1			137	142.5
09:15	6									6	6	100	2	27	9	2	1					141	149.1
09:30	1		1							2	2	85		25	2	3	1			1		117	132.1
09:45	6		1							7	7	91		23	5	2	3		1	1		126	132.7
H/Total	17	0	4	0	0	0	0	0	0	21	21	382	2	98	19	9	7	0	2	2		521	546.4
Total	56	0	8	1	0	0	0	0	0	65	65.5	1179	6	294	54	31	22	4	23	20		1633	1696.5

Time	B - C										B - D												
	CAR	TAXI	LGV	OGV 1	OGV 2	BUS	COACH	MCY	PCY	TOTAL	TOTAL (PCU)	CAR	TAXI	LGV	OGV 1	OGV 2	BUS	COACH	MCY	PCY	TOTAL	TOTAL (PCU)	
16:00	9		2							11	11	96	1	23	7	2	1		3			133	138.3
16:15	5		1							6	6	84	1	29	5	1	1	1	2			124	128.6
16:30	5		3					1		9	8.4	98	1	15		1	1	1	1	1		118	118.9
16:45	6		1			1				8	9	111		23	2	2	2		2			142	146.4
H/Total	25	0	7	0	0	1	0	1	0	34	34.4	389	3	90	14	6	5	1	8	1		517	532.2
17:00	12		2							14	14	100		27	1	3	1		2	1		135	138.4
17:15	9		1							10	10	126	1	25		1	1		2	1		156	155
17:30	11		1							12	12	114	1	16	2		1	1	2	1		138	139
17:45	12		3							15	15	119		18			2		2			141	141.8
H/Total	44	0	7	0	0	0	0	0	0	51	51	459	2	86	3	3	5	1	8	3		570	574.2
18:00	9		1							10	10	129	1	23	3	1	1		3	1		162	163.2
18:15	9		2					1		12	11.4	105		13	1	1	1		6			126	123.9
18:30	17		3							20	20	114		12	1	1	1		6			134	131.9
18:45	6									6	6	104		20	1	1	2		6	2		136	134.6
H/Total	41	0	6	0	0	0	0	1	0	48	47.4	452	1	68	6	2	5	0	21	3		558	553.6
Total	110	0	20	0	0	1	0	2	0	133	132.8	1300	6	244	23	11	15	2	37	7		1645	1660

Project Number: **TSP12633**
 Project Name: **Hayes, Hillingdon**
 Survey Type: **Manual Classified Traffic Count**
 Site No: **10**
 Location: **Harold Ave/ N Hyde Road/ Crane Gardens**
 Date: **19 April 2016, Tuesday**



Time	D - A										D - B											
	CAR	TAXI	LGV	OGV 1	OGV 2	BUS	COACH	MCY	PCY	TOTAL	TOTAL (PCU)	CAR	TAXI	LGV	OGV 1	OGV 2	BUS	COACH	MCY	PCY	TOTAL	TOTAL (PCU)
07:00										0	0	90		25	4	2	5		3		129	136.8
07:15	2									2	2	92		24	2	2	5				125	133.6
07:30			1							1	1	79		36	1	3	3		2	1	125	130.4
07:45										0	0	71		25	3	1	1		3		104	106
H/Total	2	0	1	0	0	0	0	0	0	3	3	332	0	110	10	8	14	0	8	1	483	506.8
08:00	1		1							2	2	66		23	6	2	1	1	2		101	107.4
08:15	2		1							3	3	83		25	4	1	1		3	2	119	119.9
08:30	2									2	2	73	1	26	5	4	2		3		114	121.9
08:45	2									2	2	79		25	2	1	1			2	110	111.7
H/Total	7	0	2	0	0	0	0	0	0	9	9	301	1	99	17	8	5	1	8	4	444	460.9
09:00	3		1							4	4	70		26	3	4			1	2	106	110.5
09:15	1		1	1						3	3.5	68		21	5	2	4	1			101	111.1
09:30								1		1	0.4	79	1	33	2	5	1		2		123	130.3
09:45	2									2	2	76		23	6	4	2				111	121.2
H/Total	6	0	2	1	0	0	0	1	0	10	9.9	293	1	103	16	15	7	1	3	2	441	473.1
Total	15	0	5	1	0	0	0	1	0	22	21.9	926	2	312	43	31	26	2	19	7	1368	1440.8

Time	D - A										D - B											
	CAR	TAXI	LGV	OGV 1	OGV 2	BUS	COACH	MCY	PCY	TOTAL	TOTAL (PCU)	CAR	TAXI	LGV	OGV 1	OGV 2	BUS	COACH	MCY	PCY	TOTAL	TOTAL (PCU)
16:00										0	0	95		17	5	1	2	1	3		125	130
16:15	2		1							3	3	96	1	22	2	2	1	1	2		126	130.4
16:30	2									2	2	97		23	4	2	3		4	3	136	138.8
16:45	2									2	2	94		11	2	1	1		1	1	111	112.9
H/Total	6	0	1	0	0	0	0	0	0	7	7	382	1	73	13	6	7	2	10	4	498	512.1
17:00	1		1							2	2	105		19	4		2		9	1	140	137.8
17:15										0	0	114		12		1	1		6	1	135	132.9
17:30	2		1							3	3	107		13		3	2		4	1	130	132.7
17:45	3									3	3	128		14	2	1	1		2		148	150.1
H/Total	6	0	2	0	0	0	0	0	0	8	8	454	0	58	6	5	6	0	21	3	553	553.5
18:00	1									1	1	109		10		1	2		3	2	127	126.9
18:15	1									1	1	98		11	2		1		3	2	117	115.6
18:30	5									5	5	105		30	2	1	3	1	1	3	146	149.3
18:45	1									1	1	110		18	3		4		3	1	139	141.9
H/Total	8	0	0	0	0	0	0	0	0	8	8	422	0	69	7	2	10	1	10	8	529	533.7
Total	20	0	3	0	0	0	0	0	0	23	23	1258	1	200	26	13	23	3	41	15	1580	1599.3

Project Number: **TSP12633**
 Project Name: **Hayes, Hillingdon**
 Survey Type: **Manual Classified Traffic Count**
 Site No: **10**
 Location: **Harold Ave/ N Hyde Road/ Crane Gardens**
 Date: **19 April 2016, Tuesday**



Time	From A										To A											
	CAR	TAXI	LGV	OGV 1	OGV 2	BUS	COACH	MCY	PCY	TOTAL	TOTAL (PCU)	CAR	TAXI	LGV	OGV 1	OGV 2	BUS	COACH	MCY	PCY	TOTAL	TOTAL (PCU)
07:00	17	0	6	0	0	0	0	0	0	23	23	7	0	0	1	0	0	0	0	0	8	8.5
07:15	21	0	3	1	0	0	0	0	0	25	25.5	13	0	0	1	0	0	0	0	0	14	14.5
07:30	23	0	1	0	0	0	0	0	0	24	24	9	0	1	1	0	0	0	0	0	11	11.5
07:45	21	0	3	1	0	0	0	0	0	25	25.5	22	0	2	1	0	0	0	0	0	25	25.5
H/Total	82	0	13	2	0	0	0	0	0	97	98	51	0	3	4	0	0	0	0	0	58	60
08:00	29	0	8	1	0	0	1	0	0	39	40.5	27	0	5	1	0	0	0	0	0	33	33.5
08:15	38	1	9	2	0	0	0	0	0	50	51	15	0	3	0	0	0	0	0	0	18	18
08:30	36	0	5	1	0	0	0	0	0	42	42.5	21	0	2	0	0	0	0	1	0	24	23.4
08:45	26	0	3	1	0	0	0	0	0	30	30.5	25	0	3	0	0	0	0	0	0	28	28
H/Total	129	1	25	5	0	0	1	0	0	161	164.5	88	0	13	1	0	0	0	1	0	103	102.9
09:00	18	0	2	0	0	0	0	0	0	20	20	21	0	2	0	0	0	0	0	0	23	23
09:15	18	0	6	1	0	0	0	0	0	25	25.5	12	0	2	1	0	0	0	0	0	15	15.5
09:30	20	0	9	1	0	0	0	0	0	30	30.5	15	0	2	0	0	0	0	2	0	19	17.8
09:45	13	0	4	0	0	0	0	1	0	18	17.4	13	0	2	1	0	0	0	0	0	16	16.5
H/Total	69	0	21	2	0	0	0	1	0	93	93.4	61	0	8	2	0	0	0	2	0	73	72.8
Total	280	1	59	9	0	0	1	1	0	351	355.9	200	0	24	7	0	0	0	3	0	234	235.7

Time	From A										To A											
	CAR	TAXI	LGV	OGV 1	OGV 2	BUS	COACH	MCY	PCY	TOTAL	TOTAL (PCU)	CAR	TAXI	LGV	OGV 1	OGV 2	BUS	COACH	MCY	PCY	TOTAL	TOTAL (PCU)
16:00	24	0	3	1	1	0	0	0	1	30	31	6	0	3	0	0	0	0	0	0	9	9
16:15	19	0	3	1	0	0	0	0	0	23	23.5	9	0	4	1	0	0	0	0	0	14	14.5
16:30	33	0	5	1	0	0	0	0	0	39	39.5	12	0	1	1	0	0	0	0	0	14	14.5
16:45	22	0	6	1	0	0	0	0	0	29	29.5	16	0	3	0	0	0	0	0	0	19	19
H/Total	98	0	17	4	1	0	0	0	1	121	123.5	43	0	11	2	0	0	0	0	0	56	57
17:00	31	0	6	3	0	0	0	1	0	41	41.9	6	0	4	0	0	0	0	0	0	10	10
17:15	30	0	6	0	0	0	0	1	0	37	36.4	14	0	1	0	0	0	0	0	0	15	15
17:30	26	0	2	0	0	0	0	1	1	30	28.6	18	0	3	0	0	0	0	0	0	21	21
17:45	21	0	10	0	0	0	0	0	0	31	31	16	0	2	0	0	0	0	0	0	18	18
H/Total	108	0	24	3	0	0	0	3	1	139	137.9	54	0	10	0	0	0	0	0	0	64	64
18:00	32	0	1	1	0	0	0	1	0	35	34.9	15	0	1	0	0	0	0	0	0	16	16
18:15	26	0	4	0	0	0	0	1	0	31	30.4	29	0	2	0	0	0	0	1	0	32	31.4
18:30	30	0	2	0	0	0	0	0	0	32	32	37	1	2	0	0	0	0	0	0	40	40
18:45	21	0	4	0	0	0	0	0	0	25	25	20	0	2	0	0	0	0	0	0	22	22
H/Total	109	0	11	1	0	0	0	2	0	123	122.3	101	1	7	0	0	0	0	1	0	110	109.4
Total	315	0	52	8	1	0	0	5	2	383	383.7	198	1	28	2	0	0	0	1	0	230	230.4

Project Number: **TSP12633**
 Project Name: **Hayes, Hillingdon**
 Survey Type: **Manual Classified Traffic Count**
 Site No: **10**
 Location: **Harold Ave/ N Hyde Road/ Crane Gardens**
 Date: **19 April 2016, Tuesday**



Time	From B										To B											
	CAR	TAXI	LGV	OGV 1	OGV 2	BUS	COACH	MCY	PCY	TOTAL	TOTAL (PCU)	CAR	TAXI	LGV	OGV 1	OGV 2	BUS	COACH	MCY	PCY	TOTAL	TOTAL (PCU)
07:00	102	0	19	5	3	4	1	1	0	135	145.8	107	0	32	4	2	5	0	3	0	153	160.8
07:15	116	0	15	6	0	2	0	3	3	145	145.8	111	0	27	2	2	5	0	0	0	147	155.6
07:30	104	0	35	8	3	2	2	6	2	162	168.7	102	0	37	1	3	3	0	2	1	149	154.4
07:45	138	0	24	3	1	2	0	3	3	174	174.6	90	0	28	4	1	1	0	3	0	127	129.5
H/Total	460	0	93	22	7	10	3	13	8	616	634.9	410	0	124	11	8	14	0	8	1	576	600.3
08:00	128	0	33	6	4	1	0	4	1	177	183	92	0	31	6	2	1	2	2	0	136	143.4
08:15	122	1	31	1	4	1	1	0	4	165	169.5	117	1	33	5	1	1	0	3	2	163	164.4
08:30	123	1	29	10	4	2	0	5	4	178	184	97	1	31	6	4	2	0	3	0	144	152.4
08:45	114	2	26	2	3	1	0	0	1	149	154.1	94	0	28	3	1	1	0	0	2	129	131.2
H/Total	487	4	119	19	15	5	1	9	10	669	690.6	400	2	123	20	8	5	2	8	4	572	591.4
09:00	121	0	26	3	2	2	0	1	0	155	160.5	84	0	28	3	4	0	0	1	2	122	126.5
09:15	115	2	28	9	2	1	0	0	0	157	165.1	86	0	27	6	2	4	1	0	0	126	136.6
09:30	100	0	28	2	3	1	0	1	1	136	140.5	98	1	41	3	5	1	0	2	0	151	158.8
09:45	107	0	26	6	2	3	0	1	1	146	153.2	88	0	26	6	4	2	0	0	0	126	136.2
H/Total	443	2	108	20	9	7	0	3	2	594	619.3	356	1	122	18	15	7	1	3	2	525	558.1
Total	1390	6	320	61	31	22	4	25	20	1879	1944.8	1166	3	369	49	31	26	3	19	7	1673	1749.8

Time	From B										To B											
	CAR	TAXI	LGV	OGV 1	OGV 2	BUS	COACH	MCY	PCY	TOTAL	TOTAL (PCU)	CAR	TAXI	LGV	OGV 1	OGV 2	BUS	COACH	MCY	PCY	TOTAL	TOTAL (PCU)
16:00	109	1	28	7	2	1	0	3	0	151	156.3	118	1	20	6	2	2	1	3	1	154	160
16:15	96	1	33	6	1	1	1	2	0	141	146.1	113	0	25	3	2	1	1	2	0	147	151.9
16:30	113	1	19	1	1	1	0	2	1	139	139.8	129	0	28	5	2	3	0	4	3	174	177.3
16:45	131	0	27	2	2	3	0	2	0	167	172.4	114	0	17	3	1	1	0	1	1	138	140.4
H/Total	449	3	107	16	6	6	1	9	1	598	614.6	474	1	90	17	7	7	2	10	5	613	629.6
17:00	117	0	32	1	3	1	0	2	1	157	160.4	135	0	25	7	0	2	0	10	1	180	178.7
17:15	147	1	27	0	0	1	0	2	1	179	178	142	0	17	0	1	1	0	7	1	169	166.3
17:30	139	1	19	2	0	1	1	2	1	166	167	133	0	15	0	3	2	0	5	1	159	161.1
17:45	143	0	23	0	0	2	0	2	0	170	170.8	148	0	23	2	1	1	0	2	0	177	179.1
H/Total	546	2	101	3	3	5	1	8	3	672	676.2	558	0	80	9	5	6	0	24	3	685	685.2
18:00	151	1	25	3	1	1	0	3	1	186	187.2	139	0	11	1	1	2	0	3	2	159	159.4
18:15	140	0	17	1	0	1	0	8	0	167	163.7	120	0	15	2	0	1	0	4	2	144	142
18:30	159	1	17	1	0	1	0	6	0	185	182.9	134	0	32	2	1	3	1	1	3	177	180.3
18:45	125	0	22	1	1	2	0	6	2	159	157.6	129	0	22	3	0	4	0	3	1	162	164.9
H/Total	575	2	81	6	2	5	0	23	3	697	691.4	522	0	80	8	2	10	1	11	8	642	646.6
Total	1570	7	289	25	11	16	2	40	7	1967	1982.2	1554	1	250	34	14	23	3	45	16	1940	1961.4

Project Number: **TSP12633**
 Project Name: **Hayes, Hillingdon**
 Survey Type: **Manual Classified Traffic Count**
 Site No: **10**
 Location: **Harold Ave/ N Hyde Road/ Crane Gardens**
 Date: **19 April 2016, Tuesday**



Time	From C										To C											
	CAR	TAXI	LGV	OGV 1	OGV 2	BUS	COACH	MCY	PCY	TOTAL	TOTAL (PCU)	CAR	TAXI	LGV	OGV 1	OGV 2	BUS	COACH	MCY	PCY	TOTAL	TOTAL (PCU)
07:00	6	0	2	0	0	0	0	0	0	8	8	4	0	0	0	0	0	0	0	0	4	4
07:15	7	0	1	0	0	0	0	0	0	8	8	5	0	0	0	0	0	1	0	0	6	5.4
07:30	8	0	1	0	0	0	0	0	0	9	9	7	0	0	0	0	0	0	0	0	7	7
07:45	7	1	0	1	0	0	0	0	1	10	9.7	12	0	0	0	0	0	0	0	0	12	12
H/Total	28	1	4	1	0	0	0	0	1	35	34.7	28	0	0	0	0	0	1	0	0	29	28.4
08:00	8	0	2	0	0	0	0	0	0	10	10	13	0	3	0	0	0	0	0	0	16	16
08:15	8	0	0	0	0	0	0	0	0	8	8	10	0	2	0	0	0	0	0	0	12	12
08:30	10	0	2	0	0	0	1	0	0	13	14	36	0	1	1	0	0	0	0	0	38	38.5
08:45	19	0	0	0	0	0	0	0	0	19	19	20	0	2	0	0	0	0	0	0	22	22
H/Total	45	0	4	0	0	0	1	0	0	50	51	79	0	8	1	0	0	0	0	0	88	88.5
09:00	17	0	0	0	0	0	0	0	0	17	17	9	0	2	0	0	0	0	0	0	11	11
09:15	6	0	1	0	0	0	0	0	0	7	7	8	0	1	0	0	0	0	0	0	9	9
09:30	7	0	0	0	0	0	0	0	0	7	7	3	0	1	0	0	0	0	0	0	4	4
09:45	6	0	1	0	0	0	0	0	0	7	7	9	0	1	0	0	0	1	0	0	11	10.4
H/Total	36	0	2	0	0	0	0	0	0	38	38	29	0	5	0	0	0	1	0	0	35	34.4
Total	109	1	10	1	0	0	1	0	1	123	123.7	136	0	13	1	0	0	0	2	0	152	151.3

Time	From C										To C											
	CAR	TAXI	LGV	OGV 1	OGV 2	BUS	COACH	MCY	PCY	TOTAL	TOTAL (PCU)	CAR	TAXI	LGV	OGV 1	OGV 2	BUS	COACH	MCY	PCY	TOTAL	TOTAL (PCU)
16:00	11	0	0	0	0	0	0	0	0	11	11	17	0	2	0	0	0	0	0	0	19	19
16:15	4	0	1	0	0	0	0	0	0	5	5	8	0	1	0	0	0	0	0	0	9	9
16:30	2	0	0	0	0	0	0	0	0	2	2	8	0	3	0	0	0	1	0	0	12	11.4
16:45	3	0	1	0	0	0	0	0	0	4	4	10	0	1	0	0	1	0	0	0	12	13
H/Total	20	0	2	0	0	0	0	0	0	22	22	43	0	7	0	0	1	0	1	0	52	52.4
17:00	4	0	0	0	0	0	0	0	0	4	4	18	0	2	0	0	0	0	0	0	20	20
17:15	6	0	1	0	0	0	0	0	0	7	7	17	0	1	0	0	0	0	0	0	18	18
17:30	8	0	2	0	0	0	0	0	0	10	10	13	0	1	0	0	0	0	0	1	15	14.2
17:45	12	0	0	0	0	0	0	0	0	12	12	18	0	4	0	0	0	0	0	0	22	22
H/Total	30	0	3	0	0	0	0	0	0	33	33	66	0	8	0	0	0	0	0	1	75	74.2
18:00	5	0	0	0	0	0	0	0	0	5	5	12	0	1	0	0	0	1	0	0	14	13.4
18:15	7	0	0	0	0	0	0	0	0	7	7	13	0	2	0	0	0	1	0	0	16	15.4
18:30	7	0	1	0	0	0	0	0	0	8	8	19	0	3	0	0	0	0	0	0	22	22
18:45	10	0	0	0	0	0	0	0	0	10	10	15	0	0	0	0	0	0	0	0	15	15
H/Total	29	0	1	0	0	0	0	0	0	30	30	59	0	6	0	0	0	2	0	0	67	65.8
Total	79	0	6	0	0	0	0	0	0	85	85	168	0	21	0	0	1	0	3	1	194	192.4

Project Number: **TSP12633**
 Project Name: **Hayes, Hillingdon**
 Survey Type: **Manual Classified Traffic Count**
 Site No: **10**
 Location: **Harold Ave/ N Hyde Road/ Crane Gardens**
 Date: **19 April 2016, Tuesday**



Time	From D										To D											
	CAR	TAXI	LGV	OGV 1	OGV 2	BUS	COACH	MCY	PCY	TOTAL	TOTAL (PCU)	CAR	TAXI	LGV	OGV 1	OGV 2	BUS	COACH	MCY	PCY	TOTAL	TOTAL (PCU)
07:00	91	0	25	4	2	5	0	3	0	130	137.8	98	0	20	4	3	4	1	1	0	131	141.3
07:15	96	0	24	2	2	5	0	1	0	130	138	111	0	16	6	0	2	0	3	3	141	141.8
07:30	81	0	37	1	3	3	0	2	1	128	133.4	98	0	36	7	3	2	2	6	2	156	162.2
07:45	76	0	25	3	1	1	0	3	0	109	111	118	1	22	3	1	2	0	3	4	154	153.8
H/Total	344	0	111	10	8	14	0	9	1	497	520.2	425	1	94	20	7	10	3	13	9	582	599.1
08:00	73	0	26	6	2	1	1	2	0	111	117.4	106	0	30	6	4	1	0	4	1	152	158
08:15	88	0	27	4	1	1	0	3	2	126	126.9	114	1	29	2	4	1	1	0	4	156	161
08:30	90	1	26	5	4	2	0	3	0	131	138.9	105	1	28	9	4	2	1	4	4	158	165.1
08:45	88	0	26	2	1	1	0	0	2	120	121.7	108	2	22	2	3	1	0	0	1	139	144.1
H/Total	339	1	105	17	8	5	1	8	4	488	504.9	433	4	109	19	15	5	2	8	10	605	628.2
09:00	75	0	27	3	4	0	0	1	2	112	116.5	117	0	23	3	2	2	0	1	0	148	153.5
09:15	71	0	23	6	2	4	1	0	0	107	117.6	104	2	28	9	2	1	0	0	0	146	154.1
09:30	81	1	33	2	5	1	0	3	0	126	132.7	92	0	26	2	3	1	0	0	1	125	130.1
09:45	80	0	23	6	4	2	0	0	0	115	125.2	96	0	25	5	2	3	0	1	1	133	139.7
H/Total	307	1	106	17	15	7	1	4	2	460	492	409	2	102	19	9	7	0	2	2	552	577.4
Total	990	2	322	44	31	26	2	21	7	1445	1517.1	1267	7	305	58	31	22	5	23	21	1739	1804.7

Time	From D										To D											
	CAR	TAXI	LGV	OGV 1	OGV 2	BUS	COACH	MCY	PCY	TOTAL	TOTAL (PCU)	CAR	TAXI	LGV	OGV 1	OGV 2	BUS	COACH	MCY	PCY	TOTAL	TOTAL (PCU)
16:00	102	1	17	5	1	2	1	3	0	132	137	105	1	23	7	2	1	0	3	0	142	147.3
16:15	101	0	23	2	2	1	1	2	0	132	136.4	90	1	30	5	1	1	1	2	0	131	135.6
16:30	102	0	23	4	2	3	0	4	3	141	143.8	101	1	15	0	1	1	0	1	1	121	121.9
16:45	98	0	11	2	1	1	0	1	1	115	116.9	114	0	24	2	2	2	0	2	0	146	150.4
H/Total	403	1	74	13	6	7	2	10	4	520	534.1	410	3	92	14	6	5	1	8	1	540	555.2
17:00	111	0	20	4	0	2	0	9	1	147	144.8	104	0	27	1	3	1	0	2	1	139	142.4
17:15	120	0	12	0	1	1	0	6	1	141	138.9	130	1	27	0	0	1	0	2	1	162	161
17:30	111	0	14	0	3	2	0	4	1	135	137.7	120	1	18	2	0	1	1	2	1	146	147
17:45	137	0	15	2	1	1	0	2	0	158	160.1	131	0	19	0	0	2	0	2	0	154	154.8
H/Total	479	0	61	6	5	6	0	21	3	581	581.5	485	2	91	3	3	5	1	8	3	601	605.2
18:00	112	0	10	0	1	2	0	3	2	130	129.9	134	1	23	3	1	1	0	3	1	167	168.2
18:15	100	0	11	2	0	1	0	3	2	119	117.6	111	0	13	1	0	1	0	6	0	132	129.9
18:30	112	0	30	2	1	3	1	1	3	153	156.3	118	0	13	1	0	1	0	6	0	139	136.9
18:45	119	0	18	3	0	4	0	3	1	148	150.9	111	0	20	1	1	2	0	6	2	143	141.6
H/Total	443	0	69	7	2	10	1	10	8	550	554.7	474	1	69	6	2	5	0	21	3	581	576.6
Total	1325	1	204	26	13	23	3	41	15	1651	1670.3	1369	6	252	23	11	15	2	37	7	1722	1737

Project Number: **TSP12633**
 Project Name: **Hayes, Hillingdon**
 Survey Type: **Manual Classified Traffic Count**
 Site No: **10**
 Location: **Harold Ave/ N Hyde Road/ Crane Gardens**
 Date: **19 April 2016, Tuesday**



Time	Whole Junction									TOTAL	TOTAL (PCU)
	CAR	TAXI	LGV	OGV 1	OGV 2	BUS	COACH	MCY	PCY		
07:00	216	0	52	9	5	9	1	4	0	296	314.6
07:15	240	0	43	9	2	7	0	4	3	308	317.3
07:30	216	0	74	9	6	5	2	8	3	323	335.1
07:45	242	1	52	8	2	3	0	6	4	318	320.8
H/Total	914	1	221	35	15	24	3	22	10	1245	1287.8
08:00	238	0	69	13	6	2	2	6	1	337	350.9
08:15	256	2	67	7	5	2	1	3	6	349	355.4
08:30	259	2	62	16	8	4	1	8	4	364	379.4
08:45	247	2	55	5	4	2	0	0	3	318	325.3
H/Total	1000	6	253	41	23	10	4	17	14	1368	1411
09:00	231	0	55	6	6	2	0	2	2	304	314
09:15	210	2	58	16	4	5	1	0	0	296	315.2
09:30	208	1	70	5	8	2	0	4	1	299	310.7
09:45	206	0	54	12	6	5	0	2	1	286	302.8
H/Total	855	3	237	39	24	14	1	8	4	1185	1242.7
Total	2769	10	711	115	62	48	8	47	28	3798	3941.5

Peak Hours	Totals
07:00 08:00	1245
07:15 08:15	1286
07:30 08:30	1327
07:45 08:45	1368

08:00 09:00	1368
08:15 09:15	1335
08:30 09:30	1282
08:45 09:45	1217

09:00 10:00	1185
-------------	------

Time	Whole Junction									TOTAL	TOTAL (PCU)
	CAR	TAXI	LGV	OGV 1	OGV 2	BUS	COACH	MCY	PCY		
16:00	246	2	48	13	4	3	1	6	1	324	335.3
16:15	220	1	60	9	3	2	2	4	0	301	311
16:30	250	1	47	6	3	4	0	6	4	321	325.1
16:45	254	0	45	5	3	4	0	3	1	315	322.8
H/Total	970	4	200	33	13	13	3	19	6	1261	1294.2
17:00	263	0	58	8	3	3	0	12	2	349	351.1
17:15	303	1	46	0	1	2	0	9	2	364	360.3
17:30	284	1	37	2	3	3	1	7	3	341	343.3
17:45	313	0	48	2	1	3	0	4	0	371	373.9
H/Total	1163	2	189	12	8	11	1	32	7	1425	1428.6
18:00	300	1	36	4	2	3	0	7	3	356	357
18:15	273	0	32	3	0	2	0	12	2	324	318.7
18:30	308	1	50	3	1	4	1	7	3	378	379.2
18:45	275	0	44	4	1	6	0	9	3	342	343.5
H/Total	1156	2	162	14	4	15	1	35	11	1400	1398.4
Total	3289	8	551	59	25	39	5	86	24	4086	4121.2

Peak Hours	Totals
16:00 17:00	1261
16:15 17:15	1286
16:30 17:30	1349
16:45 17:45	1369

17:00 18:00	1425
17:15 18:15	1432
17:30 18:30	1392
17:45 18:45	1429

18:00 19:00	1400
-------------	------



Client: Odyssey Markides

Project Number: TSP12757

Project Name: Hayes and M4, Hillingdon

Survey Type: Queue Length Survey

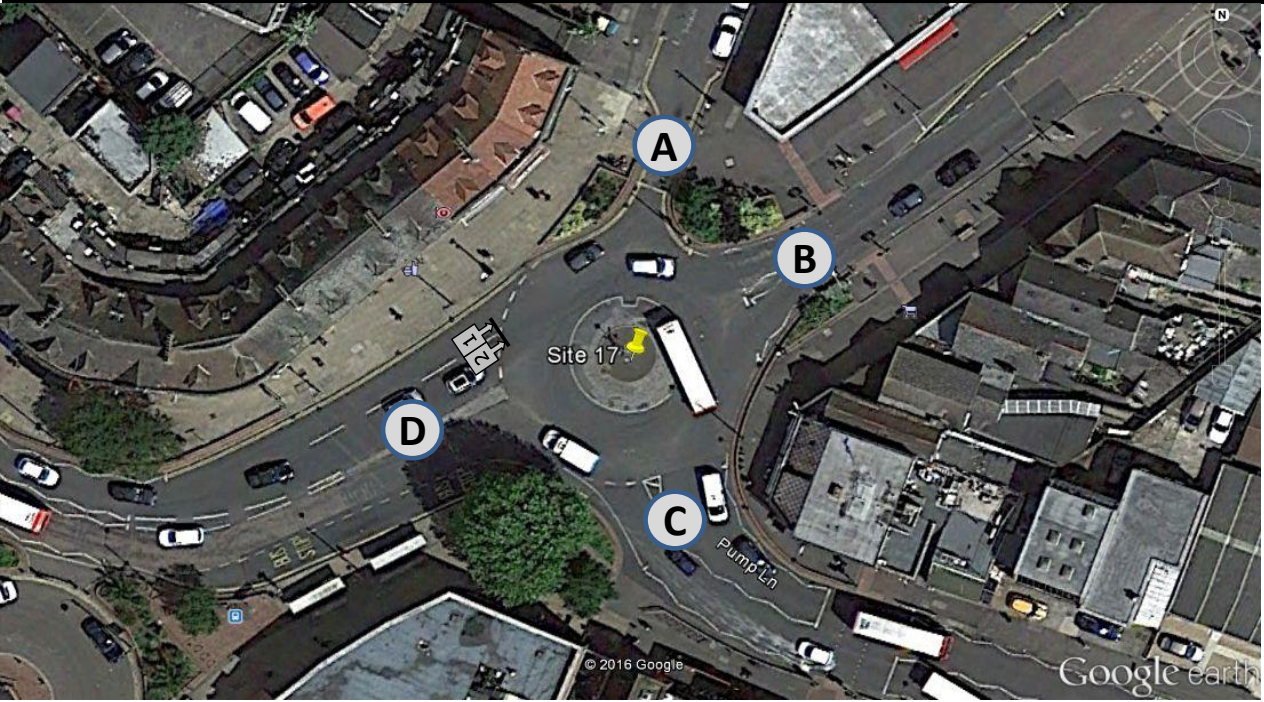
Survey Date: 21 June 2016

Survey Time: 07:00 - 10:00 and 16:00 - 19:00

Weather: Dry

Comments:

Project Number: TSP12757
Project Name: Hayes and M4, Hillingdon
Survey Type: Queue Length Survey
Site No: 17
Location: East Ave/ Coldharbour Lane/ Pump Lane/ Botwell Lane



ಪರಿಷ್ಕರಿಸಿದ		ಪರಿಷ್ಕರಿಸಿದ		ಪರಿಷ್ಕರಿಸಿದ	
ಕ್ರ. ಸಂ.	ವಿವರ	ಕ್ರ. ಸಂ.	ವಿವರ	ಕ್ರ. ಸಂ.	ವಿವರ
1	...	1	...	1	...
2	...	2	...	2	...
3	...	3	...	3	...
4	...	4	...	4	...
5	...	5	...	5	...
6	...	6	...	6	...
7	...	7	...	7	...
8	...	8	...	8	...
9	...	9	...	9	...
10	...	10	...	10	...
11	...	11	...	11	...
12	...	12	...	12	...
13	...	13	...	13	...
14	...	14	...	14	...
15	...	15	...	15	...
16	...	16	...	16	...
17	...	17	...	17	...
18	...	18	...	18	...
19	...	19	...	19	...
20	...	20	...	20	...
21	...	21	...	21	...
22	...	22	...	22	...
23	...	23	...	23	...
24	...	24	...	24	...
25	...	25	...	25	...
26	...	26	...	26	...
27	...	27	...	27	...
28	...	28	...	28	...
29	...	29	...	29	...
30	...	30	...	30	...
31	...	31	...	31	...
32	...	32	...	32	...
33	...	33	...	33	...
34	...	34	...	34	...
35	...	35	...	35	...
36	...	36	...	36	...
37	...	37	...	37	...
38	...	38	...	38	...
39	...	39	...	39	...
40	...	40	...	40	...
41	...	41	...	41	...
42	...	42	...	42	...
43	...	43	...	43	...
44	...	44	...	44	...
45	...	45	...	45	...
46	...	46	...	46	...
47	...	47	...	47	...
48	...	48	...	48	...
49	...	49	...	49	...
50	...	50	...	50	...
51	...	51	...	51	...
52	...	52	...	52	...
53	...	53	...	53	...
54	...	54	...	54	...
55	...	55	...	55	...
56	...	56	...	56	...
57	...	57	...	57	...
58	...	58	...	58	...
59	...	59	...	59	...
60	...	60	...	60	...
61	...	61	...	61	...
62	...	62	...	62	...
63	...	63	...	63	...
64	...	64	...	64	...
65	...	65	...	65	...
66	...	66	...	66	...
67	...	67	...	67	...
68	...	68	...	68	...
69	...	69	...	69	...
70	...	70	...	70	...
71	...	71	...	71	...
72	...	72	...	72	...
73	...	73	...	73	...
74	...	74	...	74	...
75	...	75	...	75	...
76	...	76	...	76	...
77	...	77	...	77	...
78	...	78	...	78	...
79	...	79	...	79	...
80	...	80	...	80	...
81	...	81	...	81	...
82	...	82	...	82	...
83	...	83	...	83	...
84	...	84	...	84	...
85	...	85	...	85	...
86	...	86	...	86	...
87	...	87	...	87	...
88	...	88	...	88	...
89	...	89	...	89	...
90	...	90	...	90	...
91	...	91	...	91	...
92	...	92	...	92	...
93	...	93	...	93	...
94	...	94	...	94	...
95	...	95	...	95	...
96	...	96	...	96	...
97	...	97	...	97	...
98	...	98	...	98	...
99	...	99	...	99	...
100	...	100	...	100	...