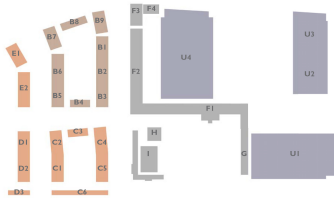


**FORMER NESTLE FACTORY, HAYES**  
PLANNING APPLICATION DRAWING LIST

Makower Architects  
24-26 Great Suffolk Street  
Bankside, London SE1 0UE

+44 (0)20 7100 5550  
www.makowerarchitects.com



**MASTERPLAN SHEETS**

**Day** 18 13  
**Month** 05 10  
**Year** 17 17

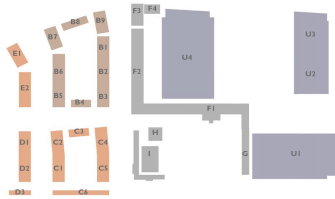
**Purpose** P1 P2  
Planning Application - P1  
Planning Application - P2

**Checked by** JF All  
**Format** pdf pdf  
**Sent by** JF JF

Sheet #	Title	Size	Scale			
MP 0 11	Masterplan: Location Plan	A0	NA	PI		
MP 0 12	Masterplan: Context Roof Plan - Application	A0	1:1000	PI	P2	Listed railing indicated, listed gates locked open, parking and gallery at Block H modified
MP 0 13	Masterplan: Context Roof Plan - Illustrative Wider Area M'plan	A0	1:1000	PI	P2	Listed railing indicated, listed gates locked open, parking and gallery at Block H modified
MP 0 20	Site Location Plan Existing	A0	1:1000	PI		Existing gallery at canteen shown
MP 0 21	Site Block Plan Existing	A0	1:500	PI		Existing gallery at canteen shown
MP 0 31	Masterplan: Existing Survey Plan	A0	1:500	PI	P2	Existing gallery at canteen shown
MP 0 41	Masterplan: Demolition	A0	1:500	PI	P2	Existing gallery at canteen shown as retained
MP 0 42	Masterplan: Demolition - Site Photos	A0	NA	PI	P2	Existing gallery at canteen shown as retained
MP 0 51	Masterplan: Block Plan Data Summary & Setting out	A0	1:500	PI		
MP 0 60	Masterplan: Amenity Diagram	A0	1:500	PI	P2	Parking and gallery at Block H modified
MP 1 00	Masterplan: Ground Floor Plan	A0	1:500	PI	P2	Listed railing indicated, listed gates locked open, parking and gallery at Block H modified, cycles at blocks B and H modified, waste collection point modified, additional glazing to blocks C, D & E entrances
MP 1 01	Masterplan: First Floor Plan	A0	1:500	PI	P2	Listed railing indicated, listed gates locked open, parking and gallery at Block H modified, waste collection point modified, additional glazing to blocks C, D & E entrances
MP 1 02	Masterplan: Second Floor Plan	A0	1:500	PI	P2	Listed railing indicated, listed gates locked open, parking and gallery at Block H modified, waste collection point modified, updated layout for fire strategy C& D
MP 1 03	Masterplan: Third Floor Plan	A0	1:500	PI	P2	Listed railing indicated, listed gates locked open, parking and gallery at Block H modified, waste collection point modified, updated layout for fire strategy D, parapet height of C, D&E updated to 1100mm
MP 1 04	Masterplan: Fourth Floor Plan	A0	1:500	PI	P2	Listed railing indicated, listed gates locked open, parking and gallery at Block H modified, waste collection point modified, updated layout for fire strategy D, parapet height of C, D&E updated to 1100mm
MP 1 05	Masterplan: Fifth Floor Plan	A0	1:500	PI	P2	Listed railing indicated, listed gates locked open, parking and gallery at Block H modified, waste collection point modified, parapet height of C, D&E updated to 1100mm
MP 1 06	Masterplan: Sixth Floor Plan	A0	1:500	PI	P2	Listed railing indicated, listed gates locked open, parking and gallery at Block H modified, waste collection point modified, parapet height of C, D&E updated to 1100mm,
MP 1 07	Masterplan: Seventh Floor Plan	A0	1:500	PI	P2	Listed railing indicated, listed gates locked open, parking and gallery at Block H modified, waste collection point modified, parapet height of C, D&E updated to 1100mm
MP 1 08	Masterplan: Eighth Floor Plan	A0	1:500	PI	P2	Listed railing indicated, listed gates locked open, parking and gallery at Block H modified, waste collection point modified, parapet height of C, D&E updated to 1100mm
MP 1 09	Masterplan: Ninth Floor Plan	A0	1:500	PI	P2	Listed railing indicated, listed gates locked open, parking and gallery at Block H modified, waste collection point modified, parapet height of C, D&E updated to 1100mm
MP 1 10	Masterplan: Tenth Floor Plan	A0	1:500	PI	P2	Listed railing indicated, listed gates locked open, parking and gallery at Block H modified, waste collection point modified, parapet height of C, D&E updated to 1100mm
MP 1 11	Masterplan: Roof Height - AOD	A0	1:500	PI	P2	Listed railing indicated, listed gates locked open, parking and gallery at Block H modified, waste collection point modified, parapet height of C, D&E updated to 1100mm, landscape at Industrial area modified????
MP 1 12	Masterplan: Roof Height - Storeys	A0	1:500	PI	P2	Listed railing indicated, listed gates locked open, parking and gallery at Block H modified, waste collection point modified

Makower Architects  
 24-26 Great Suffolk Street  
 Bankside, London SE1 0UE

+44 (0)20 7100 5550  
 www.makowerarchitects.com



**MASTERPLAN SHEETS**

**Day** 18 13  
**Month** 05 10  
**Year** 17 17

**Purpose** P1 P2  
 Planning Application - P1  
 Planning Application - P2

**Checked by** JF All  
**Format** pdf pdf  
**Sent by** JF JF

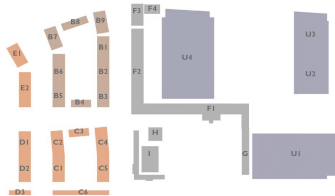
Sheet #	Title	Size	Scale	P1	P2	Notes
MP 1 13	Masterplan: Roof PVs	A0	1:500	P1	P2	Listed railing indicated, listed gates locked open, parking and gallery at Block H modified, waste collection point modified
MP 1 14	Masterplan: Roof Height - Color Coded	A0	1:500	P1	P2	Parking and gallery at Block H modified
MP 2 01	Masterplan: Elevations (1)	A0	1:500	P1	P2	Parapet height of C, D&E updated to 1100mm, Sandow Building roof top modified
MP 2 02	Masterplan: Elevations (2)	A0	1:500	P1	P2	Parapet height of C, D&E updated to 1100mm, Sandow Building roof top modified
MP 2 03	Masterplan: Elevations (3)	A0	1:500	P1	P2	Parapet height of C, D&E updated to 1100mm, Sandow Building roof top modified
MP 3 01	Masterplan: Sections	A0	1:500	P1	P2	Parapet height of C, D&E updated to 1100mm, Sandow Building roof top modified, basement at Block B revised
MP 3 02	Masterplan: Spaces	A0	NA	P1	P2	Parapet height of C, D&E updated to 1100mm, Sandow Building roof top modified
MP 7 11	Masterplan: Accessible Units	A0	1:1000	P1	P2	Parking and gallery at Block H modified, landscape at Industrial area modified????
MP 7 12	Masterplan: Accessible Units	A0	1:1000	P1	P2	Parking and gallery at Block H modified, landscape at Industrial area modified????
MP 7 21	Masterplan: Cycles & Car Parking, Waste and Services	A0	1:1000	P1	P2	Parking and gallery at Block H modified, cycles storage at Block B modified, waste collection points modified, landscape at Industrial area modified????

# FORMER NESTLE FACTORY, HAYES

## PLANNING APPLICATION DRAWING LIST

Makower Architects  
24-26 Great Suffolk Street  
Bankside, London SE1 0UE

+44 (0)20 7100 5550  
www.makowerarchitects.com



### BLOCK B SHEETS

**Day** 18 13  
**Month** 05 10  
**Year** 17 17

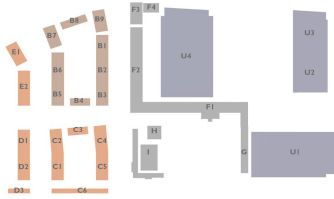
**Purpose** P1 P2  
Planning Application - P1  
Planning Application - P2

**Checked by** JF All  
**Format** pdf pdf  
**Sent by** JF JF

Sheet #	Title	Size	Scale			
<b>MA 1 00</b>	Block B: Basement Floor Plan	A0	1:200	P1	P2	Basement layout extended, section modified accordingly
<b>MA 1 01</b>	Block B: Ground & First Floor Plan	A0	1:200	P1	P2	Cycle storage layout modified
MA 1 02	Block B: Second & Third Floor Plan	A0	1:200	P1		
MA 1 03	Block B: Fourth & Fifth Floor Plan	A0	1:200	P1		
<b>MA 1 04</b>	Block B: Sixth and Seventh Floor Plan	A0	1:200	P1	P2	B8 lantern modified
MA 1 05	Block B: Eighth and Ninth Floor Plan	A0	1:200	P1		
MA 1 06	Block B: Tenth and Roof Floor Plan	A0	1:200	P1		
<b>MA 2 01</b>	Block B: Elevations (1)	A0	1:200	P1	P2	Upper balconies of B3 modified and brick colours of B7 modified
<b>MA 2 02</b>	Block B: Elevations (2)	A0	1:200	P1	P2	B8 brick colour modified
<b>MA 2 03</b>	Block B: Perspective Elevations	A0	NA	P1	P2	Upper balconies of B3 modified and brick colours of B7 modified
<b>MA 3 01</b>	Block B: Sections (1)	A0	1:200	P1	P2	Basement layout extended, section modified accordingly
MA 5 00	Block B: Unit Types - Studios	A1	1:50	P1		
MA 5 01	Block B: Unit Types - Studios	A1	1:50	P1		
MA 5 02	Block B: Unit Types - Studios	A1	1:50	P1		
MA 5 10	Block B: Unit Type - 1 Bed Flats	A1	1:50	P1		
MA 5 11	Block B: Unit Type - 1 Bed Flats	A1	1:50	P1		
MA 5 12	Block B: Unit Type - 1 Bed Flats	A1	1:50	P1		
MA 5 20	Block B: Unit Type - 2 Bed Flats	A1	1:50	P1		
MA 5 21	Block B: Unit Type - 2 Bed Flats	A1	1:50	P1		
MA 5 22	Block B: Unit Type - 2 Bed Flats	A1	1:50	P1		
MA 5 23	Block B: Unit Type - 2 Bed Flats	A1	1:50	P1		
MA 5 24	Block B: Unit Type - 2 Bed Flats	A1	1:50	P1		
MA 5 25	Block B: Unit Type - 2 Bed Flats	A1	1:50	P1		
MA 5 30	Block B: Unit Type - 3 Bed Flats	A1	1:50	P1		
MA 5 31	Block B: Unit Type - 3 Bed Flats	A1	1:50	P1		
MA 5 32	Block B: Unit Type - 3 Bed Flats	A1	1:50	P1		
MA 5 40	Block B: Unit Type - 3 Bed Duplexes	A1	1:50	P1		
MA 5 41	Block B: Unit Type - 3 Bed Duplexes	A1	1:50	P1		
MA 5 42	Block B: Unit Type - 3 Bed Duplexes	A1	1:50	P1		
MA 5 50	Block B: Unit Type - Accessible Flats	A1	1:50	P1		
MA 5 51	Block B: Unit Type - Accessible Flats	A1	1:50	P1		
MA 5 52	Block B: Unit Type - Accessible Flats	A1	1:50	P1		
MA 5 53	Block B: Unit Type - Accessible Flats	A1	1:50	P1		
MA 5 54	Block B: Unit Type - Accessible Flats	A1	1:50	P1		
<b>MA 6 01</b>	Block B: Entrance Lobby (1)	A1	1:50	P1	P2	Access to basement indicated (when applicable), FOB secured doors added
<b>MA 6 02</b>	Block B: Entrance Lobby (2)	A1	1:50	P1	P2	Doors indicated
MA 6 03	Block B: Entrance Lobby (3)	A1	1:50	P1		
MA 6 05	Block B: Entrance Podium (1)	A1	1:50	P1		
MA 6 06	Block B: Entrance Podium (2)	A1	1:50	P1		
<b>MA 6 11</b>	Block B: Bay Study (1)	A1	1:50	P1	P2	Bay study of B7 modified to reflect brick colour
MA 6 12	Block B: Bay Study (2)	A1	1:50	P1		
<b>MA 6 13</b>	Block B: Bay Study (3)	A1	1:50	P1	P2	Bay study of B8 modified to reflect brick colour
MA 6 14	Block B: Bay Study (4)	A1	1:50	P1		
MA 6 15	Block B: Bay Study (5)	A1	1:50	P1		
<b>MA 6 16</b>	Block B: Bay Study Elevations	A1	1:250	P1	P2	Bay study of B7 and B8 modified to reflect brick colour
MA 6 20	Block B: Details (1)	A1	1:20	P1		

Makower Architects  
 24-26 Great Suffolk Street  
 Bankside, London SE1 0UE

+44 (0)20 7100 5550  
 www.makowerarchitects.com



**BLOCK B SHEETS**

**Day** 18 13  
**Month** 05 10  
**Year** 17 17

**Purpose** P1 P2  
 Planning Application - P1  
 Planning Application - P2

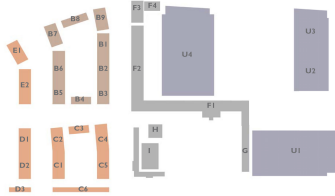
**Checked by** JF All  
**Format** pdf pdf  
**Sent by** JF JF

Sheet #	Title	Size	Scale		
MA 6 30	Block B: Balconies	A1	NA	P1	
MA 6 31	Block B: Balcony Type A1-A2	A1	1:25	P1	
MA 6 32	Block B: Balcony Type A3-B1	A1	1:25	P1	
MA 6 33	Block B: Balcony Type B2-C1	A1	1:25	P1	
MA 6 34	Block B: Balcony Type D1-D2	A1	1:25	P1	
MA 6 35	Block B: Balcony Type D3-E1	A1	1:25	P1	
<b>MA 6 36</b>	Block B: Balcony Type F1	A1	1:25	P1	P2 Upper balconies at B3 modified
MA 6 37	Block B: Balcony Type F2-F3	A1	1:25	P1	
<b>MA 6 39</b>	Block B: Waste & Cycle Diagrams	A0	1:200	P1	P2 Diagram modified to reflect cycle storage modification and refuse collection points
MA 6 40	Block B: Typical Bin Storage	A1	1:50	P1	
MA 6 41	Block B: Bin Storage	A1	1:50	P1	
<b>MA 6 42</b>	Block B: Cycle Storage	A1	1:50	P1	P2 Diagram modified to reflect accessible cycle storage modification
<b>MA 7 51</b>	Block B: Brick Types	A1	1:500	P1	P2 Diagram modified to reflect B7 and B8 brick colour

**FORMER NESTLE FACTORY, HAYES**  
PLANNING APPLICATION DRAWING LIST

Hawkins \ Brown  
3c Tariff Street, City  
Manchester, Postcode - M1 2FF

+44 (0)161 641 5522  
www.hawkinsbrown.com



**BLOCK C, D & E SHEETS**

**Day** 18 13  
**Month** 05 10  
**Year** 17 17

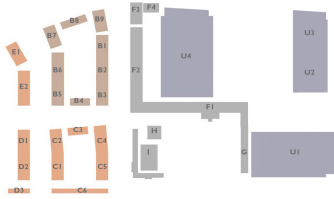
**Purpose** P1 P2  
Planning Application - P1  
Planning Application - P2

**Checked by** CE CE  
**Format** pdf pdf  
**Sent by** RM RM

Sheet #	Title	Size	Scale			
HB 0 00	Site Overview Plan	A0	1:300	PI		
HB 1 00	Block C & D: Ground Floor Plan	A0	1:200	PI		
<b>HB 1 01</b>	Block C & D: First Floor Plan	A0	1:200	PI	P2	Additional Glazing to all block entrances, colour of glazed brick updated to pistachio green
<b>HB 1 02</b>	Block C & D: Second Floor Plan	A0	1:200	PI	P2	Updated layout for fire strategy
<b>HB 1 03</b>	Block C & D: Third Floor Plan	A0	1:200	PI	P2	Updated layout for fire strategy
HB 1 04	Block C & D: Fourth Floor Plan	A0	1:200	PI		
HB 1 05	Block C & D: Fifth Floor Plan	A0	1:200	PI		
HB 1 06	Block C & D: Sixth Floor Plan	A0	1:200	PI		
HB 1 07	Block C & D: Seventh Floor Plan	A0	1:200	PI		
HB 1 08	Block C & D: Eighth Floor Plan	A0	1:200	PI		
HB 1 09	Block C & D: Roof Floor Plan	A0	1:200	PI		
<b>HB 1 10</b>	Block E: Ground & First Floor Plan	A0	1:200	PI	P2	Additional Glazing to all block entrances, colour of glazed brick updated to pistachio green
HB 1 11	Block E: Second & Third Floor Plan	A0	1:200	PI		
HB 1 12	Block E: Fourth & Fifth Floor Plan	A0	1:200	PI		
HB 1 13	Block E: Sixth & Seventh Floor Plan	A0	1:200	PI		
HB 1 14	Block E: Eight & Ninth Floor Plan	A0	1:200	PI		
HB 1 15	Block E: Tenth & Roof Floor Plan	A0	1:200	PI		
<b>HB 2 00</b>	Block C1: All Floor Plans	A0	1:100	PI	P2	Additional Glazing to all block entrances
<b>HB 2 01</b>	Block C2: All Floor Plans	A0	1:100	PI	P2	Additional Glazing to all block entrances
HB 2 02	Block C3: All Floor Plans	A0	1:100	PI		
<b>HB 2 03</b>	Block C4: All Floor Plans	A0	1:100	PI	P2	Additional Glazing to all block entrances
<b>HB 2 04</b>	Block C5: All Floor Plans	A0	1:100	PI	P2	Additional Glazing to all block entrances
HB 2 05	Block C6: All Floor Plans	A0	1:100	PI		
<b>HB 2 06</b>	Block D1, D4: All Floor Plans	A0	1:100	PI	P2	Additional Glazing to all block entrances
<b>HB 2 07</b>	Block D2, D3: All Floor Plans	A0	1:100	PI	P2	Additional Glazing to all block entrances, Updated layout for fire strategy
<b>HB 2 09</b>	Block E1: All Floor Plans	A0	1:100	PI	P2	Additional Glazing to all block entrances
<b>HB 2 10</b>	Block E2, E3: All Floor Plans	A0	1:100	PI	P2	Additional Glazing to all block entrances
HB 3 01	Unit Type - Studios	A1	1:50	PI		
HB 3 02	Unit Type - 1 Bed Flats	A1	1:50	PI		
HB 3 03	Unit Type - 2 Bed Flats	A1	1:50	PI		
HB 3 04	Unit Type - 2 Bed Duplexes	A1	1:50	PI		
HB 3 05	Unit Type - 3 Bed Flats	A1	1:50	PI		
HB 3 06	Unit Type - 3 Bed Duplexes	A1	1:50	PI		
HB 3 09	Unit Type - 1 Bed Accessible Flats	A1	1:50	PI		
HB 3 10	Unit Type - 2 Bed Accessible Flats	A1	1:50	PI		
HB 3 13	Unit Type - 3 Bed Duplexes (2)	A1	1:50	PI		
HB 3 14	Unit Type - 2 Bed Flats (2)	A1	1:50	PI		
HB 3 12	Typical Entrance Lobbies	A0	1:20	PI		§§
<b>HB 4 01</b>	Elevation - Milk Street East	A0	1:200	PI	P2	Additional Glazing to all block entrances, colour of glazed brick updated to pistachio green, Parapet height updated to 1100mm
<b>HB 4 02</b>	Elevation - Nestles Avenue South	A0	1:200	PI	P2	Additional Glazing to all block entrances, colour of glazed brick updated to pistachio green, Parapet height updated to 1100mm
<b>HB 4 03</b>	Elevation - Milk Street West	A0	1:200	PI	P2	Additional Glazing to all block entrances, colour of glazed brick updated to pistachio green, Parapet height updated to 1100mm
<b>HB 4 04</b>	Elevation - Sandow Square North	A0	1:200	PI	P2	Additional Glazing to all block entrances, colour of glazed brick updated to pistachio green, Parapet height updated to 1100mm

Hawkins \ Brown  
 3c Tariff Street, City  
 Manchester, Postcode - M1 2FF

+44 (0)161 641 5522  
 www.hawkinsbrown.com



**BLOCK C, D & E SHEETS**

**Day** 18 13  
**Month** 05 10  
**Year** 17 17

**Purpose** P1 P2  
 Planning Application - P1  
 Planning Application - P2

**Checked by** CE CE  
**Format** pdf pdf  
**Sent by** RM RM

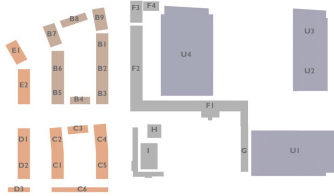
Sheet #	Title	Size	Scale			
<b>HB 4 05</b>	Elevation Canal Street East	A0	1:200	P1	P2	Additional Glazing to all block entrances, colour of glazed brick updated to pistachio green, Parapet height updated to 1100mm
<b>HB 4 06</b>	Elevation - Milk Yard West	A0	1:200	P1	P2	Additional Glazing to all block entrances, colour of glazed brick updated to pistachio green, Parapet height updated to 1100mm
<b>HB 4 07</b>	Section - Podium Garden South	A0	1:200	P1	P2	Additional Glazing to all block entrances, colour of glazed brick updated to pistachio green, Parapet height updated to 1100mm
<b>HB 4 08</b>	Section - Podium Garden North/East	A0	1:200	P1	P2	Additional Glazing to all block entrances, colour of glazed brick updated to pistachio green, Parapet height updated to 1100mm
HB 4 10	Elevation - E1	A0	1:200	P1		
HB 5 00	Bay Study - Roof Extension	A0	1:20	P1		
HB 5 01	Bay Study - Typical Block	A0	1:20	P1		
<b>HB 5 02</b>	Bay Study - Entrance	A0	1:20	P1	P2	Additional Glazing to all block entrances, colour of glazed brick updated to pistachio green
HB 5 03	Bay Study - C3 Block	A0	1:20	P1		
HB 5 04	Bay Study - E1 Block	A0	1:20	P1		
HB 5 06	Bay Study - E1 Bridge	A0	1:20	P1		
<b>HB 5 07</b>	Bay Study - 2 Bed Standard	A0	1:20	P1	P2	Parapet height updated to 1100mm
<b>HB 5 08</b>	Bay Study - Energy Centre	A0	1:20	P1	P2	Parapet height updated to 1100mm
HB 5 12	Bay Study - C6 Block	A0	1:20	P1		
<b>HB 5 13</b>	Bay Study - Sandow Square E3	A0	1:20	P1	P2	Parapet height updated to 1100mm
HB 6 01	Block C & D : Podium Deck and Accessible Roof Terraces	A0	1:200	P1		
HB 6 02	Servicing Strategy	A0	As Ind.	P1		
HB 6 03	Cycle Strategy	A0	As Ind.	P1		

# FORMER NESTLE FACTORY, HAYES

## PLANNING APPLICATION DRAWING LIST

de Metz Forbes Knight Architects  
The Old Library, 119 Cholmley Gardens  
London, NW6 1AA

+44 (0)20 7435 1144  
www.dmfk.co.uk



**Day** 18 13  
**Month** 05 10  
**Year** 17 17

**Purpose** P1 P2  
Planning Application - P1  
Planning Application - P2

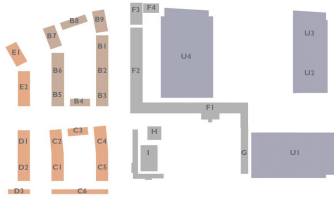
**Checked by** JW  
**Format** pdf  
**Sent by** DL

### BLOCK F, G, H & I SHEETS

Sheet #	Title	Size	Scale			
DM 0 00	Block F, G, H & I: Cover Page	A0	NTS			
DM 0 20	Block F1, F2, F3, F4, G, H & I: Constraints Plan	A0	1:500			
DM 0 30	Block F: Existing Survey Plan	A0	1:500			
DM 0 31	Block G: Existing Survey Plan	A0	1:500			
DM 0 32	Block H & I: Existing Survey Plan	A0	1:500			
DM 0 40	Block F: Demolition (1)	A0	1:500			
DM 0 42	Block H & I: Demolition (1)	A0	1:500			
<b>DM 1 00</b>	Block F1, G, H & I: Ground Floor Plan	A0	1:200	P1	P2	<b>H/I</b> colonnade retained / cycle storage amended.
DM 1 01	Block F2, F3, F4: Ground Floor Plan	A0	1:200	P1		
<b>DM 1 02</b>	Block F1, G, H & I: First Floor Plan	A0	1:200	P1	P2	<b>H/I</b> colonnade retained.
DM 1 03	Block F2, F3, F4: First Floor Plan	A0	1:200	P1		
<b>DM 1 04</b>	Block F1, G, H & I: Second Floor Plan	A0	1:200	P1	P2	<b>H/I</b> colonnade retained.
DM 1 05	Block F2, F3, F4: Second Floor Plan	A0	1:200	P1		
<b>DM 1 06</b>	Block F1, G, H & I: Third Floor Plan	A0	1:200	P1	P2	<b>H/I</b> colonnade retained.
DM 1 07	Block F2, F3, F4: Third Floor Plan	A0	1:200	P1		
<b>DM 1 08</b>	Block F1, G, H & I: Fourth Floor Plan	A0	1:200	P1	P2	<b>H/I</b> colonnade retained.
DM 1 09	Block F2, F3, F4: Fourth Floor Plan	A0	1:200	P1		
<b>DM 1 10</b>	Block F1, G, H & I: Fifth Floor Plan	A0	1:200	P1	P2	<b>H/I</b> colonnade retained.
DM 1 11	Block F2, F3, F4: Fifth Floor Plan	A0	1:200	P1		
<b>DM 1 12</b>	Block F1, G, H & I: Roof Floor Plan	A0	1:200	P1	P2	<b>H/I</b> colonnade retained.
DM 1 13	Block F2, F3, F4: Sixth Floor Plan	A0	1:200	P1		
DM 1 14	Block F2, F3, F4: Seventh Floor Plan	A0	1:200	P1		
DM 1 15	Block F2, F3, F4: Eighth Floor Plan	A0	1:200	P1		
DM 1 16	Block F2, F3, F4: Ninth Floor Plan	A0	1:200	P1		
DM 1 17	Block F2, F3, F4: Tenth Floor Plan	A0	1:200	P1		
DM 1 18	Block F2, F3, F4: Roof Floor Plan	A0	1:200	P1		
<b>DM 2 00</b>	Block F1, F2, F3 & F4: South & West Elevations	A0	1:200	P1	P2	<b>F1</b> upper changed to brick. <b>F2</b> metal upper / amended windows / perforated brickwork to parapet / amended signage / amended central columns. <b>F3</b> light grey brickwork changed to white brick.
<b>DM 2 01</b>	Block F1, F2, F3 & F4: North & East Elevations	A0	1:200	P1	P2	<b>F2</b> metal upper. <b>F3</b> light grey brickwork changed to white brick. <b>H/I</b> colonnade retained.
<b>DM 2 02</b>	Block F3 & F4: North & South Elevations	A0	1:200	P1	P2	<b>F3</b> light grey brickwork changed to white brick.
<b>DM 2 03</b>	Block G: Elevations	A0	1:200	P1	P2	<b>G</b> changed to white brick.
<b>DM 2 04</b>	Block H & I: Elevations	A0	1:200	P1	P2	<b>H/I</b> colonnade retained.
DM 3 00	Section AA, BB & CC	A0	1:200	P1		
DM 3 01	Section DD, EE & FF	A0	1:200	P1		
DM 3 02	Section GG & HH	A0	1:200	P1		
DM 4 00	Block F1: Ground Floor Plan	A0	1:100	P1		
DM 4 01	Block F1: First Floor Plan	A0	1:100	P1		
DM 4 02	Block F1: Second Floor Plan	A0	1:100	P1		
DM 4 03	Block F1: Third Floor Plan	A0	1:100	P1		
DM 4 04	Block F1: Fourth Floor Plan	A0	1:100	P1		
DM 4 05	Block F1: Roof Floor Plan	A0	1:100	P1		
DM 4 10	Block F2: Ground Floor Plan	A0	1:100	P1		
DM 4 11	Block F2: First Floor Plan	A0	1:100	P1		
DM 4 12	Block F2: Second Floor Plan	A0	1:100	P1		
DM 4 13	Block F2: Third Floor Plan	A0	1:100	P1		
DM 4 14	Block F2: Fourth Floor Plan	A0	1:100	P1		
DM 4 15	Block F2: Fifth Floor Plan	A0	1:100	P1		
DM 4 16	Block F2: Roof Floor Plan	A0	1:100	P1		
DM 4 20	Block F3 & F4: Ground Floor Plan	A0	1:100	P1		

de Metz Forbes Knight Architects  
The Old Library, 119 Cholmley Gardens  
London, NW6 1AA

+44 (0)20 7435 1144  
www.dmfk.co.uk



**BLOCK F, G, H & I SHEETS**

**Day** 18 13  
**Month** 05 10  
**Year** 17 17

**Purpose** P1 P2  
Planning Application - P1  
Planning Application - P2

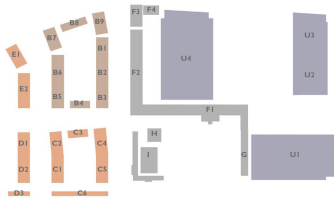
**Checked by** JW  
**Format** pdf  
**Sent by** DL

Sheet #	Title	Size	Scale			
DM 4 21	Block F3 & F4: First Floor Plan	A0	1:100	P1		
DM 4 22	Block F3 & F4: Second Floor Plan	A0	1:100	P1		
DM 4 23	Block F3 & F4: Third Floor Plan	A0	1:100	P1		
DM 4 24	Block F3 & F4: Fourth Floor Plan	A0	1:100	P1		
DM 4 25	Block F3 & F4: Fifth Floor Plan	A0	1:100	P1		
DM 4 26	Block F3 & F4: Sixth Floor Plan	A0	1:100	P1		
DM 4 27	Block F3 & F4: Seventh Floor Plan	A0	1:100	P1		
DM 4 28	Block F3 & F4: Eighth Floor Plan	A0	1:100	P1		
DM 4 29	Block F3 & F4: Ninth Floor Plan	A0	1:100	P1		
DM 4 30	Block F3 & F4: Tenth Floor Plan	A0	1:100	P1		
DM 4 31	Block F3 & F4: Roof Floor Plan	A0	1:100	P1		
DM 4 40	Block G: Ground Floor Plan	A0	1:100	P1		
DM 4 41	Block G: First Floor Plan	A0	1:100	P1		
DM 4 42	Block G: Second Floor Plan	A0	1:100	P1		
DM 4 43	Block G: Third Floor Plan	A0	1:100	P1		
DM 4 44	Block G: Fourth Floor Plan	A0	1:100	P1		
DM 4 45	Block G: Roof Floor Plan	A0	1:100	P1		
DM 4 50	Block H & I: Ground Floor Plan	A0	1:100	P1	P2	H/I colonnade retained / cycle storage amended.
DM 4 51	Block H & I: First Floor Plan	A0	1:100	P1	P2	H/I colonnade retained.
DM 4 52	Block H & I: Second Floor Plan	A0	1:100	P1	P2	H/I colonnade retained.
DM 4 53	Block H & I: Third Floor Plan	A0	1:100	P1	P2	H/I colonnade retained.
DM 4 54	Block H & I: Fourth Floor Plan	A0	1:100	P1	P2	H/I colonnade retained.
DM 4 55	Block H & I: Fifth Floor Plan	A0	1:100	P1	P2	H/I colonnade retained.
DM 4 56	Block H & I: Roof Floor Plan	A0	1:100	P1	P2	H/I colonnade retained.
DM 5 00	Unit Types: Studio Flats	A1	1:50	P1		
DM 5 01	Unit Types: Studio Flats	A1	1:50	P1		
DM 5 02	Unit Types: Studio Flats	A1	1:50	P1		
DM 5 10	Unit Types - 1B Flats	A1	1:50	P1		
DM 5 11	Unit Types - 1B Flats	A1	1:50	P1		
DM 5 12	Unit Types - 1B Flats	A1	1:50	P1		
DM 5 13	Unit Types - 1B Flats	A1	1:50	P1		
DM 5 14	Unit Types - 1B Flats	A1	1:50	P1		
DM 5 15	Unit Types - 1B Flats	A1	1:50	P1		
DM 5 20	Unit Types - 2B Flats	A1	1:50	P1		
DM 5 21	Unit Types - 2B Flats	A1	1:50	P1		
DM 5 22	Unit Types - 2B Flats	A1	1:50	P1		
DM 5 23	Unit Types - 2B Flats	A1	1:50	P1		
DM 5 24	Unit Types - 2B Flats	A1	1:50	P1		
DM 5 25	Unit Types - 2B Flats	A1	1:50	P1		
DM 5 26	Unit Types - 2B Flats	A1	1:50	P1		
DM 5 30	Unit Types - 3B Flats	A1	1:50	P1		
DM 5 31	Unit Types - 3B Flats	A1	1:50	P1		
DM 5 32	Unit Types - 3B Flats	A1	1:50	P1		
DM 5 33	Unit Types - 3B Flats	A1	1:50	P1		
DM 5 40	Unit Types - M4.3 Adaptable Flats	A1	1:50	P1		
DM 5 41	Unit Types - M4.3 Adaptable Flats	A1	1:50	P1		
DM 5 42	Unit Types - M4.3 Adaptable Flats	A1	1:50	P1		
DM 6 00	Block F1: Bay Study	A1	1:50	P1	P2	F1 upper changed to brick.
DM 6 01	Block F2: Bay Study	A1	1:50	P1	P2	F2 metal upper / amended windows / perforated brickwork to parapet / amended signage / amended central columns.
DM 6 02	Block F2: Bay Study (Rear Façade)	A1	1:50	P1	P2	F2 metal upper
DM 6 03	Block F3: Bay Study	A1	1:50	P1	P2	F3 light grey brickwork changed to white brick.
DM 6 04	Block F4: Bay Study	A1	1:50	P1		
DM 6 05	Block G: Bay Study	A1	1:50	P1	P2	G changed to white brick.
DM 6 06	Block H: Bay Study	A1	1:50	P1		
DM 6 07	Block I: Bay Study	A1	1:50	P1		
DM 6 09	Block F2: Entrance Study (Rear Façade)	A1	1:20	P1		
DM 6 10	Block F1: Entrance Study	A1	1:20	P1		
DM 6 11	Block F2: Entrance Study	A1	1:20	P1		



de Metz Forbes Knight Architects  
 The Old Library, 119 Cholmley Gardens  
 London, NW6 1AA

+44 (0)20 7435 1144  
 www.dmfk.co.uk



**BLOCK F, G, H & I SHEETS**

**Day** 18 13  
**Month** 05 10  
**Year** 17 17

**Purpose** P1  
 Planning Application - P1  
 P2  
 Planning Application - P2

**Checked by** JW  
**Format** pdf  
**Sent by** DL

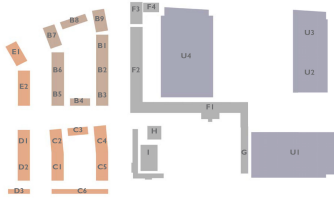
Sheet #	Title	Size	Scale
DM 6 12	Block F3 & F4: Entrance Study	A1	1:20 P1
DM 6 13	Block G: Entrance Study	A1	1:20 P1
DM 6 14	Block H: Entrance Study	A1	1:20 P1
DM 6 15	Balcony Study: Type 1 (1500mm Depth)	A1	1:20 P1
DM 6 16	Balcony Study: Type 2 (1750mm Depth)	A1	1:20 P1
DM 6 17	Balcony Study: Type 3 (2000mm Depth)	A1	1:20 P1
DM 6 18	Balcony Study: Type 4 (1750-2000mm Depth)	A1	1:20 P1

# FORMER NESTLE FACTORY, HAYES

## PLANNING APPLICATION DRAWING LIST

**Day** 18 13  
**Month** 05 10  
**Year** 17 17

**Purpose** P1 P2  
 Planning Application - P1  
 Planning Application - P2



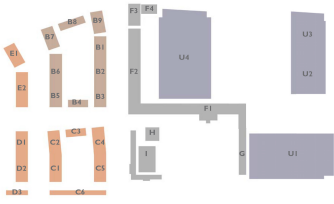
**Checked by** All All  
**Format** pdf pdf  
**Sent by** JF JF

### CGIS

Sheet #	Title	Size	Scale			
MP 8 01	Masterplan: View along Canal Street facing Grand Union Canal	A3	NA	PI		
MP 8 02	Masterplan: View along edge of the Canal	A3	NA	PI		
MP 8 03	Masterplan: View from Wallis Gardens looking towards Main Fact	A3	NA	PI		
MP 8 04	Masterplan: View from Wallis Gardens	A3	NA	PI		
MP 8 05	Masterplan: View along Milk Street looking towards Block B	A3	NA	PI		
MP 8 06	Masterplan: View along Milk Street looking towards the Block D	A3	NA	PI		
MP 8 07	Masterplan: View along Sandow Square looking East	A3	NA	PI		
MP 8 08	Masterplan: View along Nestles Avenue looking West	A3	NA	PI		
MP 8 09	Masterplan: View from Wallis Garden looking towards the Main F	A3	NA	PI	P2	H/I colonnade retained, F1 upper changed to brick
MP 8 10	Masterplan: View from Wallis Garden	A3	NA	PI	P2	H/I colonnade retained, F1 upper changed to brick, G changed to white brick
MP 8 11	Masterplan: View along Sandow Square looking West	A3	NA	PI	P2	B4 brick colour lightened
MP 8 12	Masterplan: View along Canal Street facing Block B	A3	NA	PI	P2	B4 brick colour lightened
MP 8 13	Masterplan: View along Canal Street facing the Heritage Cluster	A3	NA	PI	P2	B4 brick colour lightened, F2 metal upper / amended windows / perforated brickwork to parapet / amended signage / amended central columns, F3 light grey brickwork changed to white brick
MP 8 14	Masterplan: View along the edge of the canal looking towards the	A3	NA	PI		
MP 8 15	Masterplan: View along the Trim Trail north of Block B and E	A3	NA	PI	P2	B7 and B8 brick colour modified, B8 lantern modified
MP 8 16	Masterplan: View along Milk Street looking towards Block B	A3	NA	PI	P2	B8 brick colour modified
MP 8 17	Masterplan: View from Block C Courtyard	A3	NA	PI		
MP 8 18	Masterplan: View along Nestles Avenue looking West	A3	NA	PI		
MA 8 01	Block B facade treatment along East elevation	A3	NA	PI		
MA 8 02	Block B balcony types along Sandow Square	A3	NA	PI	P2	B3 upper balconies modified
MA 8 03	Block B	A3	NA	PI	P2	B7 and B8 brick colour modified, B8 lantern modified
MA 8 04	Block B elevation along Milk Street	A3	NA	PI		
MA 8 05	Block B corner accent balconies	A3	NA	PI	P2	B7 brick colour modified
MA 8 06	Block B entry porches along Milk Street	A3	NA	PI		
MA 8 07	Block B podium garden view	A3	NA	PI		
MA 8 08	Block B podium garden entrance portal from Sandow Square	A3	NA	PI		
MA 8 09	Block B podium garden view facing North	A3	NA	PI	P2	B8 brick colour modified
MA 8 10	View from Coffee Park looking towards Block B	A3	NA	PI	P2	B8 brick colour modified, B8 lantern modified
MA 8 11	Block B balcony types along Canal Street	A3	NA	PI		
MA 8 12	Block B double height entrance lobby	A3	NA	PI		
MA 8 13	Block B duplex entrances from Sandow Square	A3	NA	PI		
HB 7 00	View along Milk Street along D1 and D2	A3	NA	PI	P2	Additional Glazing to all block entrances, colour of glazed brick updated to pistachio green, Parapet height updated to 1100mm
HB 7 01	View towards Block C2 entrance	A3	NA	PI	P2	Additional Glazing to all block entrances, colour of glazed brick updated to pistachio green
HB 7 02	Block E1 view from Coffee Park	A3	NA	PI		
HB 7 03	Block C4 view from Canal Street and Sandow Square	A3	NA	PI	P2	Additional Glazing to all block entrances, colour of glazed brick updated to pistachio green, Parapet height updated to 1100mm
HB 7 04	Block C podium garden view	A3	NA	PI	P2	Additional Glazing to all block entrances, colour of glazed brick updated to pistachio green, Parapet height updated to 1100mm
HB 7 05	Block C6 view along Nestles Avenue	A3	NA	PI	P2	Additional Glazing to all block entrances, colour of glazed brick updated to pistachio green, Parapet height updated to 1100mm
HB 7 06	View from Block C6 garden space	A3	NA	PI		
HB 7 07	Block C3 view from Sandow Square	A3	NA	PI	P2	Additional Glazing to all block entrances, colour of glazed brick updated to pistachio green, Parapet height updated to 1100mm
HB 7 08	Block C2 corner balconies	A3	NA	PI	P2	Additional Glazing to all block entrances, colour of glazed brick updated to pistachio green, Parapet height updated to 1100mm
HB 7 09	Block E1 balcony view from Milk Street	A3	NA	PI		
HB 7 10	Block D4 view from Sandow Square	A3	NA	PI		
HB 7 11	Block E3 view from Sandow Square	A3	NA	PI		
HB 7 12	View of Block C6 Entrance	A3	NA	PI	P2	C6 entrance detail to the upper section modified

**Day** 18 13  
**Month** 05 10  
**Year** 17 17

**Purpose** P1 P2  
 Planning Application - P1  
 Planning Application - P2



**CGIS**

**Checked by** All All  
**Format** pdf pdf  
**Sent by** JF JF

Sheet #	Title	Size	Scale
MS 9 00	Unit 01 and 02 view from Estate Road	A3	NA P1
MS 9 01	Unit 02 view from Estate Road	A3	NA P1
MS 9 02	View of Unit 03 from canal	A3	NA P1
MS 9 03	Unit 04 retained elevation of Truscon Building	A3	NA P1
MS 9 04	Unit 03 and 04 view from across the canal	A3	NA P1
MS 9 05	View of canal footpath looking east	A3	NA P1